



Residential REPORTS



PRESALE REPORT

7 Ferdinand Street

Campbell

REPORT PREPARED

27 March 2026



35 Poynton Street Hughes



6288 0402



info@residentialreports.com.au

SITE RECORD

ADDRESS	7 Ferdinand Street Campbell	
CLIENT	Craig & Kim Hamilton	
OCCUPANCY STATUS	occupied - the dwelling was furnished at the time of inspection	
INSPECTOR - Adam Macie	INSPECTION DATE - 26 March 2026	WEATHER CONDITIONS - Raining
JOB REFERENCE - 46313	BLOCK - 15	SECTION - 43

INSPECTION DATA SUMMARY

YEAR OF DEVELOPMENT (APPROX. ISSUE OF FIRST CERTIFICATE OF OCCUPANCY)	<ul style="list-style-type: none"> 1962
AREA DETAILS (APPROX. SQM)	<ul style="list-style-type: none"> Residence - 180.5sqm Carport - 24sqm Block size - 764sqm
WALL CONSTRUCTION	<ul style="list-style-type: none"> brick cavity construction. For more information: visit residentialreports.com.au, click on 'resource library' and refer to the publication - Brick Cavity Wall Construction
ROOF CONSTRUCTION	<ul style="list-style-type: none"> cut hardwood construction terracotta tile roof covering metal deck roof covering
FLOOR CONSTRUCTION	<ul style="list-style-type: none"> concrete slab construction timber bearers and joists with tongue and groove flooring
ENERGY RATING	<ul style="list-style-type: none"> 1.5 stars
CONSTRUCTION	<ul style="list-style-type: none"> the dwelling is of adequate construction and structural workmanship for this type of residential development and its condition is commensurate with the era of construction, design, age and use
MAINTENANCE	<ul style="list-style-type: none"> there are maintenance items detailed in this report, please read the entire report
TIMBER PEST REPORT	<ul style="list-style-type: none"> please review the entire report, including the <i>Timber Pest Overview and Recommendations</i> section, for complete details and context no evidence of active subterranean termites (live species) was found at the time of our inspection evidence of borer damage was found at the time of inspection evidence of wood decay fungi (wood rot) was found exterior to the building at the time of inspection
COMPLIANCE REPORT	<ul style="list-style-type: none"> For details on structures in this block and section, see the compliance report

IMPORTANT: *This report is intended to be read in its entirety. You must carefully read the full document including Detailed Inspection Information, Warranty & Use and Scope & Limitations prior to making any critical decisions.* The above Data Summary is supplementary to the Report and should not be used as a standalone reference. It is imperative to review the complete Report and in the case of any discrepancies between the Report and the above comments, the information in the detailed Report is the final authority. The reader is requested to immediately contact us if any content is not fully understood and requires clarification or further explanation. We value the opportunity to work on this inspection project and wish you all the best as you evaluate this property.

Signed on behalf of:

Residential Reports Pty Limited ABN 38 609 880 122


Adam Macie

Adam Macie

Building & Timber Pest Assessor

INSPECTION SCOPE – INTRODUCTION FOR THE READER

The reader must refer to the comprehensive Warranty & Use and Scope & Limitations at the end of this report. This report is written with reference to the Australian Standards outlined in our Scope & Limitations and is the result of a largely visual inspection only as required by the Standards. The inspection has been conducted to identify notable defects, insofar as an inspector can reasonably identify them and considering the building's age. Comments are provided primarily for items that could impact property value, normal wear and tear for an older building may not be detailed. If there are any discrepancies between the "Summary" and the Detailed Report, the Detailed Report should be relied upon. Where testing is undertaken and there are adverse findings, details will be noted. We do not inspect features such as electrical appliances, utilities, or swimming pool/s and equipment; qualified technicians should be consulted. This report does not quantify ongoing maintenance, upgrades, cosmetic works, or minor defects. If present, significant defects will be noted, and further investigation may be recommended. Where reference has been made to termites (live species, activity or prior activity) and maintenance or defects of significance, we strongly advise that prior to making any critical decisions, that the services of a suitably qualified tradesperson be engaged to quantify remedial action. Report comments may seem repetitive to emphasise that all inspected elements have been reviewed and a summary of inspection items is included at the end of the report for your reference.



STANDARD INDICATORS EXPLAINED

Our Inspector uses the terms below to describe the condition of building elements. The inspection is visual and conducted under normal lighting. These terms consider factors like the building's age, construction quality and type. Keep in mind that what is considered "good" may vary between an older and a modern building. There are no estimates for repair costs reported, as these depend on your service provider and chosen action:

GOOD	The feature is generally in good condition and does not require major repairs. Minor imperfections in the finish or structure may be present. For elements like windows and doors, the observation refers to a visual inspection only, focusing on substantial defects affecting the property, not operational issues.
FAIR	The feature is functional but has deteriorated and would benefit from cosmetic or remedial repair work.
POOR	The feature in the inspector's opinion, requires remedial action. Repairs or replacement are considered necessary rather than discretionary.
NO SIGNIFICANT DEFECTS	This condition is applied when no significant structural or functional defects are observed. Minor issues may be present, and any remedial action is discretionary.
DEFECTS HAVE BEEN IDENTIFIED	This condition is applied where the inspector has identified defects that require remedial action or investigation considered necessary rather than discretionary.



IMPORTANT NOTE

Your inspector has conducted a comprehensive visual site assessment following Australian Standards for the Building Report and Timber Pest Report. Whilst the reports are considered separate, we've organised all the data for each area into a single table for your convenience. For example, when commenting on fences, you'll find information on both building maintenance and pest considerations in the one table. Where suspected water leakage, termite activity, active or latent, or building defects have been identified in this report, we strongly suggest further investigation. **The reader must refer to the comprehensive Warranty & Use and Scope & Limitations contained in this report as it contains important advice for intending purchasers and for the owner of this building.** A proactive approach to building maintenance and timber pest management is essential to the upkeep of the property.

INTERIOR

Entrance

ceilings and cornices	good
architraves and skirting boards	good
walls	good
doors and windows internal	good

Bedroom One

ceilings and cornices	good
architraves and skirting boards	good
walls	good
doors and windows internal	good

Bedroom Two/Study

ceilings and cornices	good
architraves and skirting boards	good
walls	good
doors and windows internal	good

Bedroom Three

ceilings and cornices	good
architraves and skirting boards	good
walls	good
doors and windows internal	fair to good <ul style="list-style-type: none">the entrance door is binding with the frame, adjustment is required

Ensuite	
ceilings and cornices	good
architraves and skirting boards	good
walls	good
doors and windows internal	good
vanity/hand basin	good
shower screen	not applicable
toilet suite	good
ventilation	<ul style="list-style-type: none"> • ventilation is provided by a ceiling mounted exhaust fan
water leakage	<ul style="list-style-type: none"> • no water leakage detected in accessible areas
wall tiles	good
floor tiles	good
fit-out	good
hardware, fixtures and fittings	good

Bathroom	
ceilings and cornices	good
architraves and skirting boards	good
walls	good
doors and windows internal	good
vanity/hand basin	good
shower screen	good
ventilation	<ul style="list-style-type: none"> • ceiling fan unit (with heat lamps)
water leakage	<ul style="list-style-type: none"> • no water leakage detected in accessible areas
wall tiles	good
floor tiles	good
fit-out	good
hardware, fixtures and fittings	good

Toilet	
ceilings and cornices	good
architraves and skirting boards	good
walls	good
doors and windows internal	good
toilet suite	good
water leakage	<ul style="list-style-type: none"> • no water leakage detected in accessible areas
ventilation	<ul style="list-style-type: none"> • ventilation is provided by a ceiling mounted exhaust fan
wall tiles	good
floor tiles	good
hardware, fixtures and fittings	good

Laundry	
ceilings and cornices	good
architraves and skirting boards	good
walls	good
doors and windows internal	good
laundry tub	good
water leakage	<ul style="list-style-type: none"> no water leakage detected in accessible areas
ventilation	<ul style="list-style-type: none"> there is no mechanical ventilation
wall tiles	good
floor tiles	good
hardware, fixtures and fittings	good

Kitchen and Living Area	
ceilings and cornices	good
architraves and skirting boards	good
walls	good
doors and windows internal	good
sink	good
splashback	good
ventilation	<ul style="list-style-type: none"> ventilation is provided by an externally ducted range hood
hardware, fixtures and fittings	good
kitchen fit-out	good

Sewing Room	
ceilings and cornices	good
architraves and skirting boards	good
walls	good
doors and windows internal	good
fit-out	fair to good <ul style="list-style-type: none"> the cupboard has been mildly affected by water penetration

Study Nook	
ceilings and cornices	good
architraves and skirting boards	good
walls	good
doors and windows internal	good

Hallway	
ceilings and cornices	good
architraves and skirting boards	good
walls	fair to good <ul style="list-style-type: none"> the rendered surface has been affected by long term moisture adjacent to the shower recess. The area was dry at the time of inspection and repair was not considered necessary
doors and windows internal	good

Steps and Stairs	
steps and stairs internal	good
balustrades and handrails	good
ceilings and cornices	good
walls	good

Roof Cavity	
insulation	<ul style="list-style-type: none"> the roof cavity has been insulated with fibreglass batts and loose-fill insulation. PLEASE NOTE: We are not licensed to inspect for asbestos and the loose-fill insulation has not been tested. However, we are of the opinion that the loose-fill insulation is not friable asbestos For more information: visit residentialreports.com.au and click on 'resource library'.
sarking	<ul style="list-style-type: none"> sarking has been installed in the roof cavity. For more information: visit residentialreports.com.au, click on 'resource library' and refer to the publication - Sarking the sarking has been damaged in some areas - holes and tears reduce the effectiveness of the sarking as a moisture and insulation barrier. To maximise benefit, where possible, the sarking should be repaired with bitumen tape
roof construction	<ul style="list-style-type: none"> cut hardwood construction
termites - roof void	<ul style="list-style-type: none"> no active termites and/or termite damage or workings were observed in the areas accessible at the time of inspection
wood decay - roof void	<ul style="list-style-type: none"> no evidence of wood decay (rot) fungi damage was sighted in areas accessible at the time of inspection
borers - roof void	<ul style="list-style-type: none"> visible evidence of borer damage was found in, but not necessarily limited to, the areas noted below; rafter collar tie damage in the area/s noted appears to be moderate the species of borer is believed to be <i>Lyctus brunneus</i>, no treatment of the area is required

Interior/Main Dwelling	
termites - interior	<ul style="list-style-type: none"> no active termites and/or termite damage or workings were observed in the areas accessible at the time of inspection
wood decay - interior	<ul style="list-style-type: none"> no evidence of wood decay (rot) fungi damage was sighted in areas accessible at the time of inspection
borers - interior	<ul style="list-style-type: none"> no evidence of borer damage was sighted in areas accessible at the time of the inspection

Inspection Items	
roof exterior	<p>defects have been identified</p> <ul style="list-style-type: none"> • terracotta tile roof covering • metal deck roof covering • there is lichen evident on the roof, this normally has no significant detrimental effect and is often a desired appearance. If required pressure or chemical cleaning can be carried out
gutters and downpipes	no significant defects
eaves, fascia and barge ends	no significant defects
wall construction exterior	<p>no significant defects</p> <ul style="list-style-type: none"> • brick cavity construction
doors and windows external	no significant defects
floor construction	<p>no significant defects</p> <ul style="list-style-type: none"> • concrete slab construction • timber bearers and joists with tongue and groove flooring • there is no evidence that the floor has any significant defects, floor coverings prohibit a visual inspection so it is possible that some minor defects may be concealed
driveway	<p>defects have been identified</p> <ul style="list-style-type: none"> • there is some movement cracking in the driveway
paths and paving	<p>defects have been identified</p> <ul style="list-style-type: none"> • some areas of paving are undulating due to natural ground movement, the areas should be monitored and rectified if trip hazards pose an issue for the occupants
steps and stairs external	no significant defects
retaining walls	<p>no significant defects</p> <ul style="list-style-type: none"> • there are some cracks in the masonry retaining walls, they should be monitored over time to determine if any further movement is occurring. Further movement will determine if any remedial action is required
grounds	<p>defects have been identified</p> <ul style="list-style-type: none"> • the railway sleepers bordering areas of the garden are deteriorating in some areas. Typically, deteriorating sleepers are susceptible to attack by decay and timber pests. Having conducted a visual inspection only, we are unable to confirm that there is no pest activity or extensive timber decay occurring beyond the exposed surfaces • tree stumps are deteriorating in some areas. Typically, deteriorating stumps are susceptible to attack by decay and timber pests. Having conducted a visual inspection only, we are unable to confirm that there is no pest activity or extensive timber decay occurring beyond the exposed surfaces

fences and gates	<p>defects have been identified</p> <ul style="list-style-type: none"> • vegetation and screening in some areas of the fence line limited our inspection. We were unable to determine the condition of the fencing in those areas • timber decay is evident in cross-timber and timbers in contact with the ground in some areas • damage in the area/s noted appears to be slight
------------------	---

Subfloor	
subfloor access and general	<ul style="list-style-type: none"> • there is an accumulation of debris and or stored goods in the subfloor that we recommend be removed as a clean and unobstructed sub-floor will assist in maximising ventilation, thereby lowering humidity levels and generally reducing the risk of timber pest infestation. • our inspection was restricted by low clearances and ductwork
subfloor drainage & ventilation	<ul style="list-style-type: none"> • whilst we are not plumbers, our inspection indicates that the subfloor drainage and ventilation is generally acceptable
termites - subfloor	<ul style="list-style-type: none"> • no active termites and/or termite damage or workings were observed in the areas accessible at the time of inspection
wood decay - subfloor	<ul style="list-style-type: none"> • no evidence of wood decay (rot) fungi damage was sighted in areas accessible at the time of inspection
borers - subfloor	<ul style="list-style-type: none"> • no evidence of borer damage was sighted in areas accessible at the time of the inspection

Carport	
carport type	<ul style="list-style-type: none"> • single carport
roof exterior	<p>fair to good</p> <ul style="list-style-type: none"> • terracotta tile roof covering • there is lichen evident on the roof, this normally has no significant detrimental effect and is often a desired appearance. If required pressure or chemical cleaning can be carried out
gutters and downpipes	good
structural integrity	good
doors	not applicable
termites - carport	<ul style="list-style-type: none"> • no active termites and/or termite damage or workings were observed in the areas accessible at the time of inspection
wood decay - carport	<p>Select Condition</p> <ul style="list-style-type: none"> • no evidence of wood decay (rot) fungi damage was sighted in areas accessible at the time of inspection
borers - carport	<ul style="list-style-type: none"> • no evidence of borer damage was sighted in areas accessible at the time of the inspection

Courtyard	
patio construction	good <ul style="list-style-type: none"> • pavers
drainage	good <ul style="list-style-type: none"> • drainage appears to be directed away from the dwelling, however, this was not tested at the time of inspection
wall construction exterior	fair <ul style="list-style-type: none"> • brick construction • there are cracks in the rendered walls, while the cracks were not considered to be structurally significant at the time of our inspection, they should be monitored over time to ensure that there is no ongoing movement

Patio	
patio construction	good <ul style="list-style-type: none"> • pavers
drainage	good <ul style="list-style-type: none"> • drainage appears to be directed away from the dwelling, however, this was not tested at the time of inspection

Deck and Pergola	
decking timbers	good
deck support posts	good <ul style="list-style-type: none"> • deck support posts are supported by metal stirrups
pergola roof	good <ul style="list-style-type: none"> • metal and polycarbonate roof
hand railing/balustrade	good
structural integrity	good <ul style="list-style-type: none"> • we are of the opinion that the deck is able to withstand normal weight loadings. However, we recommend that weight loads beyond normal use be avoided. Failure under excessive loads may result in serious injury. The deck structure should be regularly inspected to ensure that its structural integrity is maintained
termites - deck pergola	<ul style="list-style-type: none"> • no active termites and/or termite damage or workings were observed in the areas accessible at the time of inspection
wood decay - deck pergola	<ul style="list-style-type: none"> • evidence of wood decay fungi (wood rot) was found was found in, but not necessarily limited to, the areas noted below; • floor framing • damage in the area/s noted appears to be moderate
borers - deck pergola	<ul style="list-style-type: none"> • no evidence of borer damage was sighted in areas accessible at the time of the inspection

TIMBER PEST - OVERVIEW & RECOMMENDATIONS

Overall risk - pest	<ul style="list-style-type: none"> considering all of the relevant factors, it is our opinion that the overall degree of risk of timber pest infestation to the property is HIGH - we strongly recommend that regular inspections are undertaken
Evidence of timber pests	<ul style="list-style-type: none"> no evidence of active subterranean termites (live species) was found at the time of our inspection evidence of borer damage was found at the time of inspection evidence of wood decay fungi (wood rot) was found exterior to the building at the time of inspection
Evidence of a termite nest	<ul style="list-style-type: none"> no, please read the report in full
Evidence of a pest treatment	<ul style="list-style-type: none"> we found no evidence of any recent termite treatment or durable notice at the time of inspection
Pest treatment required?	<ul style="list-style-type: none"> considering there is no evidence of a pest treatment, we recommend that a regular pest management program in accordance with Australian Standard 3660.1 to prevent subterranean termites from infesting the property be implemented. A proactive approach to Timber Pest Management will offer the highest protection for the building. A management proposal can be obtained by contacting our office on 6288 0402, or please contact your regular inspector.
We recommend pest inspections are conducted every:	<ul style="list-style-type: none"> 6 to 12 months
Drainage and ventilation	<ul style="list-style-type: none"> whilst we are not plumbers, it is considered that the drainage is generally acceptable
Mould	<ul style="list-style-type: none"> mould was not observed at time of inspection <p>Mould on walls and ceilings etc; is an indicator of high moisture or very poor ventilation. If reported you should commission further investigation by a builder or an Industry Hygienist as its presence may indicate a water leak, wood decay or termites behind the wall or ceiling sheeting.</p>
Weep holes	<p>Were the weep holes clear allowing the free flow of air?</p> <ul style="list-style-type: none"> not applicable, suspended timber floor construction <p>Weep holes are small openings that allow water to drain from within an assembly. Weeps are located at the bottom of the building to allow for drainage. It is important that soil, lawn, concrete paths or pavers do not cover the weep holes. Sometimes they have been covered during the rendering of the brick work. They should be clean and free flowing. Covering the weep holes in part or in whole may allow undetected termite entry.</p>
Slab edge exposure	<p>Is the slab edge exposed?</p> <ul style="list-style-type: none"> not applicable, suspended timber floor construction <p>Where external concrete slab edges are not exposed there is a high risk of concealed termite entry. In some buildings built since July 1995 the edge of the slab forms part of the termite shield system. In these buildings an inspection zone of at least 75mm should be maintained to permit detection of termite entry. The concrete edge should not be concealed by render, tiles, cladding, flashings, adjoining structures, paving, soil, turf or landscaping etc. Where this is the case, you should arrange to have the slab edge exposed for inspection. Concealed termite entry may already be taking place but could not be detected at the time of the inspection. This may result in concealed timber damage.</p>

Termite shields (ant caps) cont.	<p>In our opinion the termite shields appear to be:</p> <ul style="list-style-type: none"> ● termite shields inadequate as shielding is not continuous around perimeter as per Australian Standards (pier caps installed only) <p>Termite Shields should be in good order so termite workings are exposed and visible. This helps stop termites gaining undetected entry. Joins in the shielding should have been soldered or sealed with an approved sealant as per AS 3660 during the installation. Whenever it is observed that the joins in the shielding have not been soldered then the shielding must be reported as inadequate. It may be possible for a builder to repair the shielding. If not, a chemical treated zone may need to be installed to deter termites from gaining concealed access to the building. Missing, damaged or poor shields increase the risk of termite infestation. Other physical shield systems are not visible to inspection and no comment is made on such systems.</p>
Hot water, air conditioning and water tanks	<p>Units that release water alongside or near to building walls need to be connected to a drain. If this is not possible then their water outlet needs to be piped several meters away from the building, as the resulting wet area is highly conducive to termites.</p> <p>Is there a need for work to be carried out?</p> <ul style="list-style-type: none"> ● not applicable to this property
General recommendations	<ul style="list-style-type: none"> ● As this property is located in an area where subterranean timber pests are commonly found we strongly recommend that you have regular inspections carried out no later than every 6 - 12 months (or as specifically recommended above) to ensure that there is no termite activity present in your buildings and structures. ● Any untreated timbers in direct contact with the soil are very conducive to attack from subterranean termites. These should be removed and replaced with a material not conducive to attack such as brick, stone, concrete or treated timber. ● The timber off cuts/stored timbers/cardboard in the subfloor should be removed. ● Removal of tree stumps in grounds is recommended as stumps still in contact with the ground are very conducive to termite attack. ● Large trees (particularly eucalypt variety) are regular nesting sites for the most common termite species found in our region. Trees on the property have been visually inspected up to a height of 2 metres, where possible and practicable for signs of termite activity. It is however, very difficult and generally impossible to locate a termite nest visually as they are underground and evidence in trees is usually well concealed. Drilling and testing of large trees is recommended to determine if they are harbouring a termite nest. ● Garden beds, mulch and foliage against the structure can create conditions that are highly conducive to timber pest attack. Clearing is recommended.

It should be noted that if the risk factor specified in this report is considered to be high it is encouraging awareness that increased vigilance is warranted. Any recommendations regarding reducing conditions that are conducive to timber pests or frequency of inspections must be observed. If termite activity, active or latent, has been identified in this report, we strongly suggest an invasive inspection is carried out. To safeguard against potential timber pest attack, we recommend that a full inspection be undertaken every 6-12 months at a minimum or as specifically recommended above. We strongly encourage the property owner to consider implementing a Timber Pest Preventative Management Plan, which includes periodic Termite Inspections. A proactive approach will help ensure the ongoing protection of the property. Please call our office on 6288 0402 for advice and information or to arrange a customised schedule for this building or contact your regular inspector.

Plan No. (if applicable)	Description	Date of COU Approvals (Certificate of Occupancy)	Comments
6092	residence	26/10/1962	
6092/A	alterations		<ul style="list-style-type: none"> no COU on file - application and permit only superseded by constructed changes & COU for plan 041812/A
6092/B	alterations		<ul style="list-style-type: none"> no COU on file - application and permit only superseded by constructed changes & COU for plan 041812/A
6092/C	superseded		<ul style="list-style-type: none"> this plan has been superseded
6092/D	alterations & landscaping		<ul style="list-style-type: none"> no COU on file - application only approval is required this has been constructed
6092/E+/F	brick additions to residence	01/05/1979	
6092/G	superseded		<ul style="list-style-type: none"> this plan has been superseded
6092/H+/I	brick fireplace & timber pergola to residence	09/05/1983	<ul style="list-style-type: none"> fireplace has been removed
6092/J	plumbing for laundry staircase		<ul style="list-style-type: none"> no COU for plan 6092/J – permit only exempt work letter & plan provided
6092/K	superseded		<ul style="list-style-type: none"> this plan has been superseded
6092/L	fireplace		<ul style="list-style-type: none"> no COU for plan - permit only the structure no longer exists (did not proceed or has been removed)
6092/M	carport	05/11/1996	
041812/A	additions & alterations to residence, new wall	24/11/2005	<ul style="list-style-type: none"> the shade cloth pergola structure no longer exists (did not proceed or has been removed)
	rear masonry garden wall		<ul style="list-style-type: none"> approval is not required

For any incomplete approvals please email acbuildingconveynce@act.gov.au for further information on how to complete.

COMPLIANCE REPORT NOTATION

IMPORTANT NOTE - We obtained a Building File from Access Canberra to complete this Compliance Report. This report relates to Building and Development approvals only. The building file may contain floor plans, elevations, Certificates of Occupancy & Use, index, survey reports, and drainage plans. Our report is based on examining these documents and conducting a visual inspection, focusing on compliance matters from the provided file. Please be aware that if plan details are unclear or compromised, we are not liable for any omissions or errors. Refer to more details about Compliance in our Scope & Limitations. For information regarding current dimensions and approvals you can visit: planning.act.gov.au/topics/design_build/da_assessment/exempt_work

EASEMENTS - An easement is a section of land registered on your property which gives another party the right to access it for a specific purpose. An example is a section of the property that contains municipal services such as electricity, or drainage infrastructure. If a structure requires approval and is located on an easement the appropriate utility provider is consulted during the certification process and it is they who determine if an application for approval will be supported.

TCCS, PLUMBING & ELECTRICAL APPROVAL - If this report notes structures or alterations that require Transport Canberra & City Services (TCCS), Plumbing or Electrical Approval or cites plumbing and electrical additions and or alterations, please note that approval may have been granted, however, documentation is not provided in the building file. The Environment & Planning Directorate or the owner may have further information.

DEVELOPMENT APPROVAL - If this report identifies structures that require Development Approval, information relating to the status of Development Approvals will be shown on the Lease Conveyancing Enquiry provided by the solicitor. This will be included in the Conveyancing Contract for Sale. The status of a pending Development Approval is not contained within the building file we receive.

SWIMMING POOLS & SPAS - The ACT Government has introduced reforms to home swimming pool safety, with a focus on swimming pool safety barriers. The reforms commence on 1 May 2024, with a four-year transition period. The scheme imposes requirements for information about the safety standard of a regulated swimming pool to be disclosed on the sale of a property. Owners must provide prescribed information including: exemption certificate, compliance certificate, swimming pool disclosure statement, certificate of occupancy for the pool and safety barriers that is not older than 5 years and 'Pool Owners Guidance Material' which outlines the obligations on owners of premises on which a regulated swimming pool is located. If this information is not provided in this report, you must request a copy. For more information on the reforms visit the ACT Government's Planning website.

EXTENSIONS - Where an extension or addition has been made to a property, it can create a potential gap or discontinuity in the termite barrier system. This gap occurs between the original structure and the new addition. Termite barriers are critical in aiding the prevention of undetected subterranean termites from entering the dwelling, and any interruption in the barrier can compromise its effectiveness. We are unable to report on the existence, condition or continuity of the termite barrier system between the existing dwelling and additions or alterations.

Restricted access caused by stored goods, furnishings, window treatments, floor coverings, security devices, vegetation, duct work, confined spaces, insulation and other impediments will limit the scope of this inspection. Whilst every effort has been made to conduct a comprehensive roof cavity and subfloor inspection there are limitations relative to safe access requirements which include low clearances, the availability of safe walk-ways and work-safe temperatures, which when applicable, will limit the inspection. The roof exterior is inspected when accessible from a 3.6 metre ladder, or from ground level where there are height restrictions. Only structures, fences and/or trees within 30m of the building but within the property boundaries were inspected. No inspection was made, and no report is submitted with respect to inaccessible areas. These include, but may not be limited to, cavity walls, concealed frame timbers, eaves, flat roofs, fully enclosed patios, subfloors, soil concealed by concrete floors, wall linings etc. Where a property is furnished at the time of the inspection the furnishings and stored goods may be concealing evidence of Timber Pest Activity. This evidence may only be revealed when the property is vacated. A further inspection of the vacant property is strongly recommended in this case. Please note where a complete inspection of any area was not possible, timber pest activity and/or damage may exist in these areas. Prior to making any critical decisions, further inspections are strongly recommended to areas where reasonable access is unavailable, obstructed or restricted or a high risk of possible timber pests and /or damage exists.

7 Ferdinand Street Campbell	
Area	Restrictions
INTERIOR	access during inspection of the interior of the property was restricted by: <ul style="list-style-type: none"> - furniture and stored goods including in cupboards and under sink units - window treatments and floor coverings - stored goods within the dwelling
SUBFLOOR	subfloor access was significantly restricted by: <ul style="list-style-type: none"> - low clearances - duct work - building materials/debris - stored goods - plumbing/pipe installation - there is insufficient crawl space in part of the sub-floor and therefore some areas were viewed from a distance due to restricted access. Please refer to our Scope and Limitations section at the end of this report under the heading "Safe and Reasonable Access" - work health and safety requirements restricted the scope of the inspection
ROOF CAVITY	our inspection of the roof cavity was restricted by: <ul style="list-style-type: none"> - low clearances - insulation covering the ceiling framing - inspection around the eaves was restricted due to low pitch and clearances - sarking and duct work
ROOF EXTERIOR	roof exterior: <ul style="list-style-type: none"> - safety harness anchors and edge restraints were not available. Work Health and Safety regulations required a top of ladder inspection - safe access limitations did not allow for all areas of the roof to be inspected
GROUNDS & EXTERNAL STRUCTURES	access to the inspection of grounds/external structures was restricted by: <ul style="list-style-type: none"> - vegetation restricted visual inspection to some areas - under the deck was restricted due to low construction

WARRANTY & USE OF OUR REPORTS

This report is **intended to be read in its entirety**. The report is written solely for the use and benefit of:

The Client named in this report

The Purchaser of the property

No liability or responsibility in contract or tort or statute is accepted to any Other Party who may rely on the report wholly or in part. Any Other Party acting or relying on this report, wholly or in part, does so at their own risk. Additionally, no liability or responsibility will be accepted if the invoice for this report is not paid on or before settlement of the sale contract or within one hundred and eighty (180) days from the date of inspection.

No liability shall be accepted on account of failure of the report to notify any termite activity and/ or damage present at or prior to the date of the report in any areas of the subject property physically inaccessible, or to which access for inspection is denied by or to the Inspector including but not limited to any areas so specified by the Report. Furthermore, we do not assume liability for any omissions, errors, or inaccuracies in documents provided by external agencies, the client, or their representative. The report is only an opinion of Residential Reports and is valid for one hundred and eighty (180) days from the date of inspection as per the Civil Law (Sale of Residential Property) Act. No liability will be accepted or claims considered after the expiration of this period of liability.



Before the property exchange, you will have the opportunity to attend a pre-settlement inspection to conduct your due diligence. Carefully consider the building's age and its impact on elements like windows, doors, and cupboards. Our inspectors do not assess ongoing maintenance, and as such you or your representative should personally appraise relevant building elements. If it is claimed that there is an omission relating to this report, Residential Reports must be notified in writing before any action is taken. No liability shall be accepted where any costs (including for remedial action or professional advice) are incurred by the claimant prior to Residential Reports receiving written notification along with evidence of the defect or omission, being given a reasonable opportunity to re-inspect the property, obtain professional advice and propose a resolution or arrange for rectification work to be undertaken. Unless costs are specified and agreed to in writing, no liability will be accepted. No liability shall be accepted for any costs incurred in excess of the reasonable costs required to rectify the defect or omission claimed. ***This report supersedes any other report, verbal or written, given to you by this company in respect of this property. If you have questions or do not understand any part of this document and require clarification, please contact us prior to acting on this report. Copyright remains with Residential Reports, the report content, style and presentation is not to be copied or reproduced without written authority of the Company.***

SCOPE & LIMITATIONS OF OUR INSPECTION

This report has been prepared as a result of a largely **VISUAL INSPECTION ONLY** with limited operational testing conducted as required by Australian Standard AS 4349.0-2007 Inspection of Buildings (General requirements), AS 4349.1-2007 Inspection of Buildings (Pre-purchase inspections - Residential Buildings) and AS 4349.3 - 2010 Inspection of Buildings Part 3: Timber Pest Inspections. It is limited to the condition of those areas of the property that were fully accessible (see Safety and Reasonable Access) and visible to the inspector at the time of inspection. In the case of a Strata type property, our inspector only undertakes an examination of the interior of the unit. You must read the entire report and Scope & Limitations sections before reaching any conclusions regarding our opinion of the property's condition. Any person relying on this report acknowledges the following clauses, which define the Scope and Limitations of the inspection and form an integral part of the report.

LIMITATION OF LIABILITY

This report is valid on the date of inspection. Responsibility is not accepted for any matter that is not evident, or, for any deterioration of the property that occurs after the date of the inspection. The inspection is a visual assessment only.

The operation/working condition of limited features may have been commented on during the course of our inspection. Operational testing is limited, where testing occurs and a defect is identified, this defect may be noted in the Report if it is a major defect and may be investigated further to provide more detail. However, this does not impose on the inspector any further obligation to test each same item, nor does it impose an obligation to make note if in the inspector's reasonable view, the defect is not a major defect. There is no guarantee

that items referenced will operate as intended at a later date. Prior to purchase, the purchaser must conduct their own due diligence most particularly where defects have been documented in this report so that they are able to quantify the extent and cost of required remedial action. The Purchaser acknowledges that they should not solely rely on this Report as to the exact condition of the property and that they should obtain independent advice from a qualified technician relative to required remedial actions.

Concealed areas are not reported on. Concealed defects may include, but are not limited to:

- Breakage, blockage or interference with concealed pipes, concealed window and door mechanisms
- Defective service installations
- Any part of the structure which is underground or concealed e.g. footings, wall and ceiling framing, concealed floor structures
- Areas concealed by furnishings, fixtures and fittings or stored goods, low clearances or where safe access is not possible.

Responsibility is not accepted for defects which are latent or otherwise not reasonably detected in a visual inspection without interference with, removal or breaking apart of any of the structure including fixtures, fittings, furniture, insulation or stored items within and around the building. The inspector notes that some defects may be concealed, obstructed and/or inaccessible at the time of the inspection. The reader should be aware that various features of the property such as large and heavy furniture, as well as electrical goods including washing machines and fridges may obstruct the view of the inspector and/or make possible defects inaccessible such that their visibility to the inspector is limited and they may not be identified. The Purchaser acknowledges that Residential Reports will not accept any liability for concealed, obstructed and/or inaccessible defects that the inspector does not identify.



EXCLUSION OF ITEMS FROM INSPECTION

AS 4349.1 – 2007 excludes reporting of the following items: Footings below ground, concealed damp-proof course, electrical installations, operation of smoke detectors, light switches and fittings, TV, sound and communications and security systems, concealed plumbing, adequacy of roof drainage as installed, gas fittings and fixtures, air-conditioning, automatic garage door mechanisms, swimming pools and associated filtration and similar equipment, the operation of fireplaces and solid fuel heaters, including chimneys and flues, alarm systems, intercom systems, soft floor coverings, electrical appliances including dishwashers, incinerators, ovens, ducted vacuum systems, paint coatings, except external protective coatings, health hazards (e.g., allergies, soil toxicity, lead content, radon, presence of asbestos or urea formaldehyde), timber and metal framing sizes and adequacy, concealed tie-downs and bracing, timber pest activity, other mechanical or electrical equipment (such as gates, inclinators, soil conditions, control joints, sustainable development provisions, concealed framing-timbers or any areas concealed by wall linings/sidings, landscaping, rubbish, floor covers, furniture and accessories, stored items, insulation, environmental matters (e.g., BASIX, water tanks, BCA Environmental Provisions), energy efficiency, lighting efficiency.

WHAT THE INSPECTOR EXAMINES TO PREPARE A PROPERTY REPORT...

...AND IMPORTANT NOTES ABOUT THESE AREAS

The following outlines aspects of the property that can be examined through visual inspection, derived from the Australian Standard AS4349.1–2007. Comments are generally provided only if significant issues are found. The inspector didn't move or remove any coverings or furnishings, which could hide defects. Damage to concealed structures or pest activity may not be visible due to foliage or other obstructions. This report is a guide for potential buyers and should complement your own inspection and due diligence. Some aspects are subjective, so consider factors like presentation, past maintenance, and construction age when forming opinions.

DOORS & DOOR FRAMES - Defective hardware – significant, rotting/corroded frames, loose/badly fitting doors, damage.

EXTERNAL ROOF COVERING, FASCIAS, GUTTERS & DOWNPIPES - Tiles/slates, sheet roofing, flashing, skylights, vents, downpipes, valleys, guttering, eaves, fascia boards, barge ends. Roof waterproof integrity and roof drainage is not tested during our inspection therefore it is not possible to determine the effectiveness of the roof cover and drainage system under all conditions. It is important to note that a visual inspection of the roof covering may not identify roof leakages. Roof design can have a significant impact on roof drainage. Low pitched construction can, in adverse weather conditions lead to flooding of the roof cover. Effective roof drainage is absolutely critical for a flat framed or low pitch roof. Flooding of the roof cover can result in water ingress within the building envelope. Roof drainage and the stormwater systems are not tested at the inspection. Inadequate, blocked or non-existent stormwater drains are often accountable for problems relating to roof drainage. Repainting of timber can mask the existence of timber rot. We cannot guarantee that all timbers are sound. A visual inspection may not, in some circumstances, detect roofing timbers affected by rot.

EXTERNAL WALLS & NON-STRUCTURAL RETAINING WALLS - Bricks, mortar, render, cracking/movement, dampness, visible flashing, weep holes, joint sealants, perpendes, decay. Settlement cracks, if present, need to be monitored over a period of time to determine if an ongoing structural problem exists. If any reference has been made in this report to cracking, settlement and or movement, it should be noted that we are not experts in this area and further advice, if considered necessary, should be obtained from a Structural Engineer.

FENCES & GATES - Palings/panels, rails, posts, sagging, timber decay (rot).

FLOORS - TIMBER: Springy or squeaky boards/sheeting, timber decay (rot), out of level – significant, undulations - significant, dampness/water damage; **CONCRETE:** cracking, out of level – significant; **HARD FLOORING:** cracking, loose or drummy units, dampness/water damage

INTERNAL ROOF SPACE - Framing, insulation, sarking, party walls (if applicable). Sarking is a foil insulation/vapour barrier. Used in conjunction with bulk insulation, sarking provides an ideal insulation system for the control of heat and condensation. Sarking can only be installed during construction.

KITCHEN - Fit out, sealants, ventilation, taps, leakage, sink, drummy/cracked/missing tiles, grout defects. This report does not cover any matters relating to the operation of electrical or gas appliances. Any comments made in this regard are from a general observation only.

PAINTWORK - The condition of painted surfaces is often a subjective matter. Areas that appear to be acceptable when furnished may not always be considered so when devoid of obstructions. Paint work is normally not considered in Property Inspections. To prevent wood decay of timber surfaces and deterioration of metal components, the condition of these surfaces should be monitored, and repainting carried out regularly. Corrosion of any metal roof sheeting should be repaired, treated and painted to avoid water leakages. Painted surfaces can mask areas where timber has deteriorated. Our visual inspection may not detect instances where this has occurred. The opinions provided here are of a general nature only, given that there can be significant differences in the condition of painted surfaces in each area of the property. The reader of this report is urged to conduct their own detailed inspection before reaching a conclusion regarding the acceptability of painted surfaces

PATHS, PAVING & DRIVEWAY - Cracking, movement, uplifting, sinking, alignment, roof penetration.

SPECIAL PURPOSE REPORTS - Improvements such as swimming pools and spas are subject to a Special Purpose Report and are not included in our inspection and reports. We recommend that a qualified technician be engaged to report on these items and to advise on current regulations relating to safety fencing and equipment.

STAIRCASES - Stringers, handrails, balustrades, newel posts, treads (goings), risers

SUB FLOOR -Dampness, debris, drainage, ventilation, cracked or leaking pipes; **TIMBER CONSTRUCTION:** bearers & joists, framing, piers/stumps; **SUSPENDED CONCRETE FLOOR CONSTRUCTION:** concrete condition, cracking. If moisture is noted, it is recommended that the sub-floor area be monitored to ensure that surface and sub-surface moisture ingress is not an ongoing issue. If the area remains damp, consideration should be given to upgrading subterranean and surface drainage systems to ensure that moisture is directed away from the building foundations and the sub-floor area is kept dry. A qualified drainage expert should be consulted with regard to drainage issues.

Foundation problems are caused by reactive soil types and trees and gardens being planted too close to the building. Generally, clay soils which are common in the ACT, are reactive soils. Large trees use vast amounts of water and can quickly draw moisture out of the ground during dry periods, this results in destabilised moisture content of the soils around the building and ultimately may cause a foundation problem. Over watering gardens close to the building may have the opposite effect, especially with clay soil. Over watering increases the moisture content of the soil which can result in “heaving” of the foundations adjacent to the garden. When watering close to the building you should avoid ‘pooling’ of water in a particular area, as this also affects the moisture content of the soil which in turn can cause damage to footings and foundations. Too much or too little water near the perimeter of the building may cause serious problems with foundations and footings and damage can cause major structural problems, resulting in costly repairs.

HINTS FOR AVOIDING PROBLEMS AND COSTLY REPAIRS:

- Water gardens evenly close to the building and do not over water
- Ensure the ground is graded away from the walls of the building and that the property has adequate drainage
- Promptly repair broken downpipes, leaking taps, sewerage pipes and other water services
- Hot water system overflows should be directed away from the area immediately adjacent to the foundations and the services maintained to ensure excessive leakage does not occur
- Garden beds should not be located against the house

TIMBER PESTS - Our visual inspection is undertaken to identify the following timber pests: Subterranean termites, Borers, Timber decay (rot) fungi. Where applicable and where there is reasonable access, the following areas are examined: interior and exterior of structures, roof cavity, subfloor, garage or carport, garden and storage sheds/outbuildings, retaining walls and garden borders, pergolas and decks, structures, fences and trees within 30m of the building within the boundaries of the property. Water leaks: especially in the subfloor or against external walls e.g. leaking taps, roofs or down pipes, increases the likelihood of termite attack. Leaking showers or leaks from other 'wet areas' also increase the likelihood of concealed timber pest attack. Where evidence of termite activity was found in the grounds then the risk to buildings is very high. A treatment to eradicate the termites and to protect the building(s) should be immediately carried out. Where the evidence of termite workings (including dormant mud leads) was found in the grounds or the building(s) then the risk of a further attack is very high. If live termites or any evidence of termite workings or damage was reported within the building(s) or in the grounds and fences then it must be assumed that there may be concealed termite activity and/or timber damage. This concealed activity or damage may only be found when alterations are carried out such as when wall linings, cladding or insulation are removed or if you arrange for an invasive inspection. In situations where visual evidence of termite activity or damage is reported, but no live termites were observed during the inspection, it's important to recognise that termites might still be active in the immediate vicinity, potentially causing further damage. Determining whether the infestation is active or inactive requires multiple inspections over time, as various factors, such as prior disturbances, climatic conditions, or the termites finding an alternative food source, can influence their presence during a single inspection. To safeguard against potential termite-related issues, we recommend continued, regular inspections. **An invasive inspection is also an option for a more comprehensive assessment. We strongly encourage the property owner to consider implementing a Timber Pest Preventative Management Plan, which includes periodic Termite Inspections. This proactive approach will help ensure the ongoing protection of the property against potential termite threats. Please call our office on 6288 0402 for information and to arrange a customised schedule for this building or contact your regular inspector.**

WALL CONSTRUCTION - Distortion (significant), nail popping, defective lining, dampness/water damage, cracking, defective or damaged plaster/render. Settlement cracks, if present, need to be monitored over a period of time to determine if an ongoing structural problem exists. If any reference has been made in this report to cracking, settlement and/or movement, it should be noted that we are not experts in this area and further advice should be obtained from a Structural Engineer.

WATERPROOFING - A VISUAL INSPECTION OF THE AREA CANNOT PROVIDE CONCLUSIVE EVIDENCE THAT THE AREA IS WATERPROOF. Compliance with Australian Standard AS 370-2004 Waterproofing of Wet Areas is critical to meeting waterproofing requirements. Should conclusive evidence be required regarding the integrity of waterproofing of wet areas, in particular shower areas, we recommend that a qualified technician be engaged to complete a comprehensive test to include:

- Capping the shower rose and leaving the water reticulation system under pressure and then checking for evidence of water leakage around tap spindles etc. (the sound of escaping air when the shower rose cap is removed indicates a watertight system). The technician may be engaged to complete a comprehensive pressure test of the entire water reticulation system.
- Plugging the floor drain of the shower cubicle and filling the base with water to the maximum level. Allowing the water to remain in the base for an extended period and checking that the level has not dropped. If the water has diminished it is most likely that the waterproofing system has failed.

WET AREAS - Fixtures and fittings, ventilation, cistern/pan, taps, basins, tubs, leakage, sealants, drummy/cracked/missing tiles, grout defects, vanity, shower leakage, broken/cracked glass. If a wet area was not in service prior to and or at the time of inspection and no elevated moisture readings were recorded, or there was no visible evidence of current water leakage, then it is possible that an existing water leak will remain undetected.

WINDOWS - Putty/glazing sealant, broken glass, rotting frames (timber), corrosion (metal), sills, fittings/hardware, damage. In most cases access to windows is restricted by window treatments, furniture or security locks. Older style timber windows can sometimes bind with the frame. This is viewed as a general maintenance issue. Sash windows sometimes require maintenance to the window balance mechanism or sash cords. A visual inspection cannot provide a guarantee that windows will operate smoothly. Sometimes window runners, sashes and balance mechanisms will require maintenance or replacement.



SAFETY & REASONABLE ACCESS

Australian Standard 4349.1 – 2007 3.2.2 The extent of accessible areas shall be determined by the inspector at the time of inspection, based on the conditions encountered at the time of inspection. The inspector shall also determine whether sufficient space is available to allow safe access. The inspection shall include only accessible areas and areas that are within the inspector's line of sight and close enough to enable reasonable appraisal. The Australian Standard 4349.3 defines reasonable access as "areas where safe, unobstructed access is provided and the minimum clearances are available; or, where these clearances are not available, areas within the consultant's unobstructed line of sight and within arm's length. NOTE: Reasonable access does not include removing screws and bolts to access covers." Reasonable access is determined in accordance with the provisions of the following WHS requirements;

Area	Access Manhole MM	Crawl Space MM	Height
Subfloor	500 x 400	VERTICAL CLEARANCE - Timber Floor: 400* Concrete Floor: 500	Height
Roof Interior	400 x 500	600 x 600	Accessible from a 3.6 m ladder
Roof Exterior			Accessible from a 3.6 m ladder

* To underside of bearer, joist or other obstruction to access.

ROOF COVER INSPECTION

Work Health and Safety requirements determine that an inspector accessing a roof cover must be protected by harnessed safety lines and or edge protection. These safety measures are not practical during a presale inspection, therefore, this report is restricted to a "top-of-ladder" inspection. This report is not a guarantee that defects and/or damage do not exist in any part of the property not specifically seen and described by the inspector. This report is not a warranty against problems that may develop in the future.

CEILING CAVITY INSPECTION

Work Health and Safety requirements determine that an inspector entering a ceiling cavity or similar space must have direct access to properly constructed walkways (sometimes referred to as catwalks) to eliminate the possibility of falling through the ceiling lining to the floor below, a fall that could result in serious injury. Generally, walkways are limited in a ceiling cavity so invariably sections of the roof structure will be inspected from a distance with the inherent limitations associated with limited access and often an impaired line-of-sight. Safety requirements prevent the inspector from traversing a ceiling cavity where safety elements are not available. This report is not a guarantee that defects and/or damage do not exist in inaccessible areas.

WORK HEALTH & SAFETY ACT 2011

A non-residential building and the common property of some group residential buildings will fall within the definition of a workplace for the purposes of the Work Health and Safety Act 2011. The owners of workplaces must ensure that:

- Premises are safe and without risk
- Plant and substances are used without risk
- Workers are trained in WHS, are aware of their obligations and do, in fact, act in a safe manner

A pre-purchase building inspection may identify some safety issues in the common area but it is not an audit conducted for that specific purpose. It is essential that every Owners' Corporation or Company consult an appropriately qualified specialist to ensure it meets its legislative obligations.

SAFE WORKING TEMPERATURES FOR THE INSPECTOR

When the temperature of a workspace (for example a ceiling cavity) exceeds the level considered to be safe according to WHS guidelines, the inspector will complete a risk assessment and the inspection will be limited accordingly. In the event that the inspector determines that the temperature exceeds safe working limits, generally, the inspection will be limited to the area immediately adjacent to the access for inspection.

PROPERTY REPORT

This report does not and cannot make comment upon: defects which may have been concealed; the assessment or detection of defects (including rising damp or leaks) which may be subject to the prevailing weather conditions; whether or not services have been used for some time prior to the inspection and whether this will affect the detection of leaks or other defects; the presence or absence of timber pests; gas fittings; environmental concerns; the proximity of the property to flight paths, railways, or busy traffic; noise levels; health and safety issues; heritage concerns; security concerns, fire protection; site drainage (apart from surface water drainage). The operation of swimming pools and spas; detection and identification of unapproved building work; detection and identification of illegal or inadequate plumbing or electrical work; durability of exposed finishes; neighbourhood problems; document analysis; any matters solely regulated by statute; any area or item that could not be inspected by the inspector. Unless otherwise specified, no examination has been made of any documentation of any type. We have not referred to statutory authority records nor have we examined any survey or water and sewerage service diagram, or any other document prepared by any statutory authority or other party. Stock images in the report are for presentation purposes only and are not images of the subject property.

PURPOSE OF THE REPORT - The purpose of this report is to identify major defects in the building, decks, pergolas, garages and other similar significant improvements insofar as a property inspector can reasonably identify those defects. Structures, not limited to but including, garden sheds, play equipment, garden trellis, swimming pools and spas are not inspected or included in this report. A Special Purpose Report may be commissioned for these types of improvements. This report contains numerous observations but is not intended to list every defect. Defects are common to all structures and generally are commensurate with the age of the construction and use. Ongoing maintenance, upgrading or replacement requirements, cosmetic works and minor defects or faults are subjective and have not been included.

CONCEALED SURFACES - The inspection did not include breaking apart, dismantling, removing or moving objects, including but not limited to foliage, mouldings, roof insulation or sisalation, floor or wall coverings, sidings, ceilings, floors, furnishings, equipment, appliances, or personal possessions. The inspector cannot see inside walls, between floors, inside skillion roofing, behind stored goods or any other areas that are concealed or obstructed. The inspector did not dig, gouge, force or perform any other invasive procedures. Visible timbers have not been destructively probed or hit. In an occupied property, furnishings or household items may be concealing defects. Some defects may only be visible once furniture and other items have been removed from a property or when alterations are carried out. Built-in cupboards are usually filled with personal items and clothing. Some exterior surfaces may be obscured due to overgrown vegetation. Therefore, we cannot comment on the condition of the surfaces obscured or concealed by these or other items.

WATER PENETRATION & ROOF DRAINAGE - Some water penetration problems and/or dampness within a building do not become apparent and may not be detected unless there has been recent heavy rain or prolonged periods of rain. If moisture has been identified by the inspector using electronic testing equipment, then it will be noted in the report. Roof drainage is not tested. Therefore, no guarantee is given or implied that the roof will remain weatherproof in all weather conditions. If there is reference in the report to water stains within the interior of the property this may be evidence that the roof and or drainage system has previously leaked. We recommend that you contact a suitably qualified roofing expert to discuss the probability of ongoing water leakages in the building. Particularly with respect to older properties and where the roof has a low pitch, engaging the services of qualified roof plumber to provide an expert opinion should be considered. The very best roof drainage systems can fail in extreme weather conditions sometimes impacted by conditions not related to the property under review. (Blocked or impaired stormwater drains for example).

FIRE PROTECTION EQUIPMENT & ORDINANCE REQUIREMENTS - These are not covered by this report and these matters should be checked with the statutory authority. Any fire protection equipment has not been tested, e.g. smoke detectors etc.

HAZARDOUS MATERIALS & CONTAMINATION - Our inspection and report does not cover any hazardous materials or prior use of the land and building or any chemicals applied to land and buildings, which may have caused contamination.

RETAINING WALLS & STRUCTURAL COLUMNS - We are not engineers. Comment in respect of large and/or structural retaining walls and columns are beyond the scope of this report. It is not possible to determine from a visual inspection whether a retaining wall or column has been built in accordance with sound engineering principles and, even if it has, whether it is or will remain sound. An engineer should be consulted in any case where there are large, or structural, retaining walls, columns or similar building elements.

INTERNAL WALLS & CEILINGS - Movement cracking in ceiling and wall linings are common to most structures particularly older developments. Mostly they are cosmetic and generally have no structural implications. Repairation is usually undertaken during routine maintenance. Undulations in ceiling linings are often associated with older structures and are a result of the deterioration of the adhesive used to fix plasterboard to the ceiling battens. Typically, this is a cosmetic defect, however, in some circumstances the plasterboard may require refixing to the battens.

CRACKING/SETTLEMENT/MOVEMENT & STRUCTURAL INTEGRITY - Where reference has been made in this report to cracking, settlement, movement or an opinion has been provided on structural integrity, it is important to note that we are not experts in this area and our advice is limited accordingly. If considered necessary, further advice should be obtained from a Structural Engineer before critical decisions are made. Any cracking reported should be monitored for further movement. If further movement is noted, a Structural Engineer should be consulted at the earliest opportunity. Cracking of masonry walls is very common in the ACT, particularly where there are volatile clay soils. There may be some superficial or hairline cracks that we consider have no structural implications which have not been identified.

ELECTRICAL, GAS & OTHER SERVICE INSTALLATIONS - We are not licensed electricians, gas fitters or mechanical engineers. This report does not cover any matters relating to electrical and gas installations or any apparatus operated by electronic, mechanical or hydraulic means. This report does not cover any matters relating to the operation of electrical or gas appliances. Any comments made in this regard are from a general observation only. You should satisfy yourself as to the operation and condition of any appliances or other installations. Any comments made in this regard are from general observation only. There has been no electrical, data, security or fire detection system testing or investigation.

PLUMBING & DRAINAGE - We are not licensed plumbers and a specialist inspection of the water service, plumbing and drainage system including roof drainage is excluded from this report. We recommend an inspection by a licensed plumber and drainer to identify any plumbing faults or drainage problems.

TIMBER PESTS - If this report does not include one, we strongly recommend that an independent inspection and report be obtained from an accredited Pest Inspector to determine whether the property is free from infestation (whether active or dormant).

BOUNDARIES - Unless otherwise stated, the inspector has not gained access to any neighbouring properties and is therefore unable to comment upon the external state of any boundary fences and walls. The common areas of unit developments are not inspected. Any comments made in relation to common areas are strictly observational.

RURAL PROPERTY INSPECTION - This inspection and report relates to the residential structure; rural improvements on the property are not inspected or reported on, any comments contained in this report relative to rural improvements are strictly observational.

AREAS AND DIMENSIONS - Whilst every care has been taken to accurately quantify dimensions referenced in this report, we accept no responsibility for inaccuracies as supplying this information exceeds the requirements of a standard building inspection as per Australian Standard 4349.1-2007. In many instances scale plans are not available and therefore the reader should not rely on this report when making critical decisions relating to dimensions.

ELEVATED STRUCTURES - Where reference has been made in this report to an elevated structure such as a deck balcony or veranda, it is important to note that we are not Structural Engineers and accordingly our advice is limited. Any opinion relating to structural integrity is relative to weight loadings typical of a normal household event. Prior to loading the structure beyond normal, which may occur at a larger gathering, we recommend that professional advice be obtained to determine that the structure will safely cope with the weight loading. Additionally, the structure should be regularly inspected to ensure that structural integrity is maintained.

SPECIAL PURPOSE REPORTS - This Property Report does not contain any assessment or opinion in relation to any item which is the subject of a Special Purpose Property Report, or any matter where the inspection or assessment of which is solely regulated by Statute. Special Purpose Property Reports include comment on the following: common property areas, environmental concerns such as sunlight, privacy, streetscape and views, proximity of property to flight paths, railways and busy traffic or other neighbourhood issues; noise levels; WHS issues including, but not limited to the presence of asbestos, lead or other hazardous materials; heritage concerns; security or fire protection systems; climate control or water heating systems; analysis of site drainage apart from surface water drainage; swimming pools and spas; detection and identification of illegal and unauthorised plumbing work; durability of exposed finishes.

COMPLIANCE REPORT

The information within this report relies on the plans, survey reports, certificates of occupancy and other relevant documents supplied by the Environment & Planning Directorate (EPD), the appropriate local council or Directorate, the client or their agent. Our company or its employees are not responsible for any omissions or errors where incomplete, inaccurate or illegible information is supplied. It is the responsibility of the property owner to resolve any file discrepancies with the relevant authority. Documentation of any plumbing or electrical alterations is not included in the building file. If required, this documentation can be obtained by the title holder from the relevant utilities provider. If the subject property features a second driveway or verge crossing, Transport Canberra & City Services approval may be required. This information is not supplied in the building conveyancing file. If this report confirms that certification is 'pending' for an unapproved structure, it is important that you are aware that this process can take weeks and involve more than one agency including but not limited to the Environment & Planning Directorate, Icon & Transport Canberra & City Services. Whilst it is rare, in some instances throughout the approvals process an application may be rejected. The Compliance Report relies on documentation provided in the Building File. Residential Reports Inspectors are not Building Surveyors. Certifications included in the file are not cross referenced with the Building Code of Australia (BCA) applicable at the time of construction to confirm that the improvements are compliant with the BCA. This is the responsibility of the Building Surveyor prior to issuing a Certificate of Occupancy. No attempt is made in this inspection and reporting process to confirm that the existing improvements on the subject property are in strict accordance with approved plans. There may be variations in design, features and dimensions that conflict with each other. Additionally, there is no guarantee given that improvements are in accordance with the current Building Code of Australia. In most circumstances, there is no requirement to upgrade specifications to the current Building Code.

SWIMMING POOLS & SPAS - The ACT Government has introduced reforms to home swimming pool safety, with a focus on swimming pool safety barriers. The reforms commence on 1 May 2024, with a four-year transition period. The scheme imposes requirements for information about the safety standard of a regulated swimming pool to be disclosed on the sale of a property. Owners must provide prescribed information including: exemption certificate, compliance certificate, swimming pool disclosure statement, certificate of occupancy for the pool and safety barriers that is not older than 5 years and 'Pool Owners Guidance Material' which outlines the obligations on owners of premises on which a regulated swimming pool is located. If this information is not provided in this report, you must request a copy. For more information on the reforms visit the ACT Government's Planning website.

TIMBER PEST REPORT

This report is the result of a VISUAL INSPECTION ONLY. Inspection of the property and this report has been completed with reference to AUSTRALIAN STANDARD AS 4349.3 - 2010 Inspection of buildings Part 3: Timber Pest Inspections. In all instances throughout this report the inspector is referring to accessible areas only. Areas that were not accessible at the time of inspection or were concealed from view are not covered by this report. The inspector does not imply that inaccessible or partly inaccessible areas of the property were not, or have not been, infested by Timber Pests. This Report is not a guarantee that an infestation or future infestation and/or damage does not exist in any inaccessible or partly inaccessible areas of the property. This inspection DID NOT include breaking, removing or moving objects, floor and wall coverings, roof insulation, foliage, furniture, appliances stored goods and personal possessions - these all limit the scope of inspection. The inspector does not have access to the inside of walls, between flooring, inside eaves and skillion roofing. This Report is confined to reporting infestation and/or damage caused by white ants (subterranean and damp wood termites), borers of seasoned timber and timber pests (wood decay fungi), present on the date of the Inspection. The Inspection did not cover any other pests and this Report does not comment on them. Dry wood termites and European House Borer (*Hylotrupes bujulus* Linnaeus) are excluded from the inspection due to the extreme difficulty in locating the small colonies. Some species of termite and house borers, if discovered, will be reported (by law) to Government Authorities.

TERMITE RECOMMENDATIONS - Where evidence of termite activity or workings was found in any structure then the risk to buildings is very high and the risk of further attack is also high. A treatment to eradicate the termites and to protect the building(s) should be carried out. If live termites or any evidence of termite workings or damage was reported within the building(s) or in the ground and fences then it must be assumed that there may be concealed termite activity and/or timber damage. This concealed activity or damage may only be found when alterations are carried out such as when wall linings, cladding or insulation are removed or if you arrange for an invasive inspection. We claim no expertise in engineering or building. We strongly recommend that you have a qualified person such as a Builder, Engineer, Architect or other qualified expert in the building trade determine the full extent of the damage, if any. This may require an invasive inspection. We take no responsibility for the repair of any damage whether disclosed by this report or not.



Where visual evidence of termite workings and/or damage is reported but no live termites were present at the time of inspection, you must realise that it is possible that termites are still active in the immediate vicinity and the termites may continue to cause further damage. It is not possible, without benefit of further investigation and a number of inspections over a period of time, to ascertain whether any infestation is active or inactive. Active termites may simply have not been present at the time of inspection due to a prior disturbance, climatic conditions, or they may have been utilising an alternative feeding source. Continued, regular, inspections are essential. Unless written evidence of a termite protection program in accord with "Australian Standard 3660" with ongoing inspections is provided, you must arrange for a treatment in accord with the standard to be carried out immediately to reduce the risk of further attack.

Where the evidence of live termite or termite damage or termite workings (mudding) was found in the building (s) then the risk of a further attack is very high. Where evidence of live termites or termite damage or termite workings was found in the grounds but not in the buildings then the risk to buildings is very high.

If evidence of drill holes in concrete or brickwork or other signs of a possible previous treatment is reported then the treatment was most likely carried out because of an active termite attack. Extensive structural damage may exist in concealed areas. You should have an invasive inspection carried out and have a builder determine the full extent of any damage and the estimated cost of repairs as the damage may only be found when wall linings etc are removed. Normally if a termite treatment has been carried out then a durable notice should be located in the meter box indicating the type of termite shield system, treated zone or combination has been installed.

BORER RECOMMENDATIONS - Borer activity is usually determined by the presence of exit holes and/or frass. Since a delay exists between the time of initial infestation and the appearance of these signs, it is possible that some borer activity may exist that is not discernible at the time of inspection. If borers are identified replacement of all susceptible timbers is always preferred since, in the event of selling the property in the future it is probable that an inspector will report the borers as active. A chemical treatment to control and/or protect against Furniture beetle and/or Queensland pine beetle can be considered as a less effective, lower cost option. Before considering this option You should consult with a builder to determine if the timbers are structurally sound. Following the initial treatment, a further inspection is essential in twelve months' time to determine if further treatment is needed. Treatments over a number of consecutive years may be required. The *Lyctus brunneus* (powder post beetle) is not considered a significant pest of timber. Damage is confined to the sapwood so treatment or timber replacement is not usually required. However, you should have a building expert investigate if any timber replacement is required. *Anobium punctatum* (furniture beetle) and *Calymnaderus incisus* (Queensland pine beetle) must always be considered active, unless proof of treatment is provided, because, unless the timber is ground up, one cannot determine conclusively if activity has ceased. Total timber replacement of all susceptible timbers is recommended. A secondary choice is treatment. However, the evidence and damage will remain, and the treatment may need to be carried out each year for up to three years.

HIGH MOISTURE READINGS, DRAINAGE & VENTILATION - High moisture readings can be caused by any one of the following: poor ventilation, ineffective drainage, leaking pipes, leaking roofs, defective flashing or by concealed termite activity. The areas of high moisture should be investigated by way of an invasive inspection. High moisture levels also increase the likelihood of termite attack and may also be conducive to borer activity and wood decay. If high moisture was reported then you must have a building expert investigate the moisture and its cause and determine the full extent of damage and the estimated cost of repairs.

If drainage is considered inadequate, a plumber or other building expert should be consulted, and remedial measures should be taken. Ventilation of the sub-floor region is important in minimising the opportunity for subterranean termites to establish themselves. Consideration should be given to installing high air flow vents and/or improve the cross flow of air within the subfloor to produce ventilation equivalent to 8400 sq mm net ventilation area per lineal metre on external and internal walls.

INFILL AND CONCRETE SLABS - Any building or part of a building that is constructed on a concrete slab is always more susceptible to termite attack because of possible concealed termite entry. A very high proportion of termite attacks are over the edge of both infill and other concrete slab types. If the edge of the slab is concealed by concrete paths, patios, pavers, garden beds, lawns, foliage, etc then it is possible for termites to conceal their entry into the property. Termites can then cause extensive damage to concealed framing timbers. Even the most experienced inspector may be unable to detect their presence due to concealment by wall linings. Only when the termites attack timbers in the roof void, which may in turn be concealed by insulation, can their presence be detected. Infill slab type construction has an even higher risk of concealed termite ingress as the slab edge is concealed due to the construction design and is not exposed. The type of slab may only be determined by assessment of the construction plans by a qualified person such as a Builder, Certifier or Architect. Construction Plans may be obtainable by your conveyancer. Termite activity and or damage may be present in concealed timbers of the building. We strongly recommend frequent regular inspections

in accordance with AS 3660.2. Where the slab edge is not fully exposed, or the slab is an infill slab or the slab type cannot be determined then we strongly recommend inspections every 3 to 6 months in accordance with AS 3660.2. Infill slab: A slab on the ground cast between walls. Other slabs should be in accordance with AS 2870 - 1996 and AS 3660.1-2000.

TIMBER (FUNGAL) DECAY - We claim no expertise in building and if any evidence of fungal decay or damage is reported you should consult a building expert to determine the full extent of damage and the estimated cost of repairs or timber replacement.

DETERMINING EXTENT OF DAMAGE - This Report is NOT a structural damage report. You agree that we are not responsible or liable for the repair of any damage, whether disclosed by our report or not. Our inspectors are not necessarily specialised builders and any inexperienced opinion provided with respect to timber damage cannot be relied upon. The Report will not state the full extent of any timber pest damage; rather, we may provide comment on the damage for your information. If evidence of Timber Pest activity and/or damage is reported in the structure(s) or the grounds of the property, then you must assume that there may be further concealed structural damage within the building(s). This concealed damage may only be found when invasive procedures are applied to reveal previously concealed timbers. In the case of Timber Pest activity and/or damage WE STRONGLY RECOMMEND an invasive Timber Pest Inspection is undertaken and a qualified person such as a Builder, Structural Engineer, or Architect be engaged to carry out a structural inspection to determine the full extent of the damage and repairs that may be required.

MOULD - Mould (also referred to as Mildew and non-wood decay fungi) is not considered a Timber Pest. This report does not extensively cover the inspection of Mould. If evidence of mould was observed during the inspection, it may be noted for your information. If you are concerned as to the possible health risk resulting from the presence of mould, then you should seek advice from your local State or Commonwealth Government Health Department expert.

IMPORTANT INFORMATION

This Report reflects the condition of the property existing at the time of the inspection date and may not reflect the current state. Timber Pests, particularly termites, may have gained entry to the property since the inspection date. Termites can, in a relatively short period, cause significant damage to both structural and non-structural timbers within and around the buildings of the property. Termites are difficult to detect and much of the damage caused may not be readily visible, if damage exists, it may be costly to repair. If the Report indicated the presence of termites, termite damage, previous activity or treatments, or recommends a treatment, you should obtain copies of the treatment proposal, any certificates of treatments carried out, details of all repairs including copies of quotations, invoices and any other reports. It is strongly recommended that you arrange for an inspection in accordance with AS 4349.3 to verify that the treatment has been successful and carried out in accordance with AS 3660.2 and arrange for a further building inspection in accordance with AS 4349.1. The person carrying out the inspection and this company will have no liability to you for any damage or loss you may suffer as a result of your entering the contract to purchase the property or in connection with completing the purchase of the property as a result of your failure to heed the advice given in this report and may use such failure in defence of any claim that you may later make against any of them.

Where a property is furnished at the time of inspection, you will appreciate that the furnishings, floor coverings and stored goods may be concealing any evidence of Timber Pest Activity which may only be revealed when the items are moved. Where fences are obscured by foliage, overgrowth or structures, evidence of timber pest activity or damage may be concealed. Poor subfloor drainage increases the likelihood of termite attack. If the risk factor stated in this report is high, this is the opinion of the inspector and should encourage awareness that increased vigilance is warranted and that recommendations for the reduction of unfavourable conditions that increase the chances of termite activity must be strictly observed. It is strongly recommended that a comprehensive timber pest inspection by a qualified timber pest inspector is undertaken every 6-12 months (or more frequently if specified in the report). Regular inspections DO NOT prevent timber pest attack. Regular inspections increase the chance of the early detection of timber pest activity thereby limiting the structural damage that may occur. The overall degree of risk of Timber Pest Infestation cited in this report is a subjective assessment by the inspector at the time of the inspection, taking into account many factors which include, but are not limited to, location and proximity to bushland and trees and/or other timber structures, evidence of timber pest damage or activity close to the inspected structure or within the inspected structure, conducive conditions that raise the potential of timber pest attack, such as timbers in contact with soil, inaccessible areas, slab on ground construction, or other factors that, in the inspector's opinion, raise the risk of future timber pest attack.

A more thorough INVASIVE INSPECTION is available. Where any current visible evidence of Timber Pest activity is found it is strongly recommended that a more invasive inspection is performed. Trees and stumps on the property with a diameter in excess of 100mm have been visually inspected for evidence of termite activity to a height of 2m where access was possible and practical. It is very difficult, and generally impossible to locate termite nests since they are underground and evidence in trees is usually well concealed. We therefore strongly recommend that you arrange to have trees test drilled for evidence of termite nests.

RESOURCE LIBRARY

Where reference is made to the Residential Reports Resource library, [you may access this content by clicking here.](#)

QUICK FACTS

- Sellers of residential properties are required to provide an Energy Efficiency Rating (EER) to potential buyers. (This is known as mandatory energy efficiency disclosure.)
- The EER forms part of the Sale Contract and must be published in all advertising material.
- The EER rating system uses computer simulations to assess the potential thermal comfort of your home.
- The more stars, the less likely the occupants need cooling or heating to stay comfortable.
- The ACT Government has two systems in place for Energy Ratings:

One is for established homes
(1st Generation Software)

One is for new homes
(2nd Generation Software)

Residential Reports (and all other companies preparing reports for the sale of a property on an existing Canberra home that has been previously occupied) are required to use 1st Generation Software.

- The consumption of energy in the home for heating, cooling, hot water or lighting and other appliances IS NOT considered in the application of 1st generation software when calculating the EER rating.
- Many aspects of solar passive designs are also not able to be accounted for in 1st Generation Software.

WHAT IS RATED?

The rating is dependent on:

- Layout of the home
- Construction of its roof, walls, windows and floor
- Wall, floor and ceiling insulations
- Orientation of windows and shading of the sun's path and local breezes
- Influence of the local climate

WHY IS THERE A DISCREPANCY BETWEEN MY OLD EER AND MY NEW EER?

- Increasingly, in a number of circumstances particularly where new homes have been rated using 2nd generation software and are now being offered for sale where the rating must be conducted using 1st generation software, there can be a significant variation between the two ratings:

1st generation software rates to 6 stars

2nd generation software may rate up to 10 stars


- ACT Legislation currently PROHIBITS Inspectors from assuming insulation values which may have been the case previously. Documented proof or visual sighting is now required to verify the existence and rating of insulation.

Your Energy Rating is calculated using software approved by the ACT Government.

Certificate of Currency

Policy Number	BP20200022
Item 1 The Insured:	Residential Reports Pty Ltd
Item 2 Address:	35 Poynton Street HUGHES ACT 2805
Item 3 Professional Services covered by this policy:	Pre Purchase Building Inspections (AS4349.1) Special Purpose Building Inspections Energy Rating Reports Urban Pest Management Termite Management including inspections - existing buildings and structures (AS3880.2) Timber Pest Inspections (AS4349.3)
Item 4 Description of the Policy:	Professional Indemnity & Broadform Liability (CGU PIB 03-17)
Item 5 Period of Insurance:	From 20/07/2025 To 4.00 pm on 20/07/2026
Item 6 Particulars of Risk:	
	<u>Civil Liability Professional Indemnity</u>
6.1 The Policy Limit is	\$5,000,000 which includes all policy sections
6.2 The Policy Excess is	\$20,000
6.3 The Retroactive Date is	20/07/2020
	<u>Public Liability</u>
6.4 Sum Insured	\$20,000,000
6.5 Excess	\$2,500
Date and Place of Issue	21/07/2025 Melbourne, Victoria


Signed for and on behalf of Insurance Australia Limited ABN 11 000 016 722



Najibi Blisso, Manager

This Certificate of Currency indicates policy cover effective as at the date of issue only

FirstRate Report



YOUR HOUSE ENERGY RATING IS: ★★
in Climate: 24

1.5 STARS

SCORE: -47 POINTS

Name: Craig & Kim Hamilton

Ref No: 46313

House Title: Block 15, Section 43

Date: 26-03-2026

Address: 7 Ferdinand Street

Campbell

2612

Reference: C:\REPORTS\...\FERDINAND STREET CAMPBELL 7

IMPROVING YOUR RATING

The table below shows the current rating of your house and its potential for improvement.

Star Rating	POOR			AVERAGE				GOOD				V. GOOD
	0 Star	★	★★	★★★	★★★★	★★★★★	★★★★★★	★★★★★★★	★★★★★★★★	★★★★★★★★★	★★★★★★★★★★	
Point Score	-71	-70	-46	-45	-26	-25	-11	-10	4	5	16	17
Current	-47											
Potential	24											

Incorporating these design options will add the additional points required to achieve the potential rating shown in the table. Each point represents about a 1% change in energy efficiency. This list is only a guide to the range of options that could be used.

Design options

Additional points

Change ceiling insulation	R 4	16
Change added wall insulation	R 1	29
Change added floor insulation	R 2.5	5
Change curtain to Heavy Drapes & Pelmet		16
Add northerly blinds 100 %		2
Seal Exhaust fans		2

FirstRate Mode
Climate: 24

RATING SUMMARY for: Block 15, Section 43, 7 Ferdinand Street, Campbell

Assessor's Name: Lindsay Collison

				Points		
Feature				Winter	Summer	Total
CEILING				-7	-1	-8
Surface Area:	5	Insulation:	-12			
WALL				-39	3	-36
Surface Area:	-30	Insulation:	-21	Mass:	15	
FLOOR				-1	0	-1
Surface Area:	1	Insulation:	-7	Mass:	5	
AIR LEAKAGE (Percentage of score shown for each element)				3	0	3
Fire Place	0 %	Vented Skylights	0 %			
Fixed Vents	0 %	Windows	24 %			
Exhaust Fans	33 %	Doors	25 %			
Down Lights	0 %	Gaps (around frames)	17 %			
DESIGN FEATURES				0	1	1
Cross Ventilation	1					
ROOF GLAZING				-1	-1	-2
Winter Gain	1	Winter Loss	-2			
WINDOWS				-3	-12	-16
Window Direction	Area		Point Scores			
	m2	%NCFA	Winter* Loss	Winter Gain	Summer Gain	Total
N	6	5%	-5	9	-1	2
NE	14	13%	-17	21	-2	3
SE	13	11%	-11	6	-1	-6
SW	9	8%	-15	6	-3	-11
NW	15	13%	-13	15	-5	-2
Total	57	50%	-60	58	-12	-16

* Air movement over glazing can significantly increase winter heat losses. SEAV recommends heating/cooling duct outlets be positioned to avoid air movement across glass or use deflectors to direct air away from glass.

The contribution of heavyweight materials to the window score is 3 points				Winter	Summer	Total	
RATING	★ ★			SCORE	-48	-11	-47*

* includes 12 points from Area Adjustment

Detailed House Data

House Details

ClientName Craig & Kim Hamilton
HouseTitle Block 15, Section 43
StreetAddress 7 Ferdinand Street
Suburb Campbell
Postcode 2612
AssessorName Lindsay Collison
FileCreated 26-03-2026
Comments

Climate Details

State
Town Canberra
Postcode 2600
Zone 24

Floor Details

<u>ID</u>	<u>Construction</u>	<u>Sub Floor</u>	<u>Upper</u>	<u>Shared</u>	<u>Foil</u>	<u>Carpet</u>	<u>Ins RValue</u>	<u>Area</u>
1	Concrete Slab on ground	No Subfloor	No	No	No	Float Timb	R0.0	28.0m ²
2	Timber	Enclosed	No	No	No	Float Timb	R0.0	60.7m ²
3	Timber	Enclosed	No	No	No	Tiles	R0.0	10.3m ²
4	Timber	NA	Yes	No	No	Float Timb	R0.0	14.6m ²
5	Concrete Slab on ground	No Subfloor	No	No	No	Tiles	R0.0	19.4m ²

Wall Details

<u>ID</u>	<u>Construction</u>	<u>Shared</u>	<u>Ins RValue</u>	<u>Length</u>	<u>Height</u>
1	Brick Cavity	No	R0.0	69.4m	2.4m
2	Brick Veneer	No	R1.5	4.6m	3.0m

Ceiling Details

<u>ID</u>	<u>Construction</u>	<u>Shared</u>	<u>Foil</u>	<u>Ins RValue</u>	<u>Area</u>
1	Attic - Standard	No	Yes	R1.0	118.4m ²

Window Details

<u>ID</u>	<u>Dir</u>	<u>Height</u>	<u>Width</u>	<u>Utility</u>	<u>Glass</u>	<u>Frame</u>	<u>Curtain</u>	<u>Blind</u>	<u>Fixed & Adj Eave</u>	<u>Fixed Eave</u>	<u>Head to Eave</u>
1	NW	2.0m	2.4m	No	DGE	TIMB	CW	No	0.6m	0.6m	0.1m
2	N	2.0m	1.0m	No	DGE	TIMB	HB	No	0.6m	0.6m	0.8m
3	N	2.0m	1.0m	No	DGE	TIMB	NC	No	0.6m	0.6m	1.1m
4	N	0.8m	1.0m	No	DGE	TIMB	NC	No	0.6m	0.6m	0.0m
5	N	1.1m	1.0m	No	DGE	TIMB	NC	No	0.6m	0.6m	0.0m
6	NW	2.0m	2.1m	No	DGE	TIMB	CW	No	0.6m	0.6m	0.1m
7	NW	1.2m	1.4m	No	DGE	TIMB	VE	No	0.6m	0.6m	0.1m
8	NW	1.2m	1.8m	No	DGE	TIMB	CP	No	0.6m	0.6m	0.1m
9	NW	1.2m	1.8m	No	DGE	TIMB	CP	No	0.6m	0.6m	0.1m
10	SW	1.0m	0.9m	No	DGTLE	TIMB	NC	No	0.4m	0.4m	2.1m
11	SW	1.0m	0.6m	No	DGTLE	TIMB	NC	No	0.4m	0.4m	2.1m
12	SE	1.2m	1.8m	No	DGE	TIMB	CP	No	0.6m	0.6m	0.1m
13	SE	1.2m	1.8m	No	DGE	TIMB	CW	No	0.6m	0.6m	0.1m
14	SW	1.2m	1.8m	No	SG	TIMB	VE	No	0.6m	0.6m	0.1m
15	NE	2.0m	1.8m	No	SG	TIMB	VE	No	2.6m	0.4m	0.1m
16	NE	1.2m	1.2m	No	SG	TIMB	VE	No	8.4m	0.4m	0.1m
17	SE	1.0m	1.6m	No	DGE	TIMB	CP	No	4.6m	0.5m	0.1m
18	SE	1.2m	1.8m	No	DGE	TIMB	CP	No	3.3m	0.5m	0.1m
19	SE	2.0m	2.3m	No	DGE	TIMB	CW	No	2.3m	0.5m	0.1m
20	NE	2.0m	2.3m	No	DGE	TIMB	CW	No	2.3m	0.5m	0.1m

21	NE	2.0m	2.3m	No	DGE	TIMB	CW	No	2.3m	0.5m	0.1m
22	SW	2.0m	2.8m	No	SG	TIMB	NC	No	0.6m	0.6m	2.5m

Window Shading Details

ID	Dir	Height	Width	Obst Height	Obst Dist	Obst Width	Obst Offset	LShape Left Fin	LShape Left Off	LShape Right Fin	LShape Right Off
1	NW	2.0m	2.4m	0.0m	0.0m	0.0m	0.0m	1.7m	1.0m	3.1m	0.3m
2	N	2.0m	1.0m	0.0m	0.0m	0.0m	0.0m	0.0m	0.0m	2.7m	1.4m
3	N	2.0m	1.0m	0.0m	0.0m	0.0m	0.0m	0.0m	0.0m	2.7m	2.1m
4	N	0.8m	1.0m	0.0m	0.0m	0.0m	0.0m	0.0m	0.0m	2.7m	1.4m
5	N	1.1m	1.0m	0.0m	0.0m	0.0m	0.0m	0.0m	0.0m	2.7m	2.1m
6	NW	2.0m	2.1m	0.0m	0.0m	0.0m	0.0m	1.6m	2.4m	1.7m	1.1m
7	NW	1.2m	1.4m	0.0m	0.0m	0.0m	0.0m	1.6m	0.0m	1.7m	4.2m
12	SE	1.2m	1.8m	0.0m	0.0m	0.0m	0.0m	4.2m	3.8m	0.0m	0.0m
13	SE	1.2m	1.8m	0.0m	0.0m	0.0m	0.0m	4.2m	0.0m	0.0m	0.0m
14	SW	1.2m	1.8m	0.0m	0.0m	0.0m	0.0m	0.0m	0.0m	6.4m	0.5m
15	NE	2.0m	1.8m	0.0m	0.0m	0.0m	0.0m	8.2m	3.0m	0.0m	0.0m
16	NE	1.2m	1.2m	0.0m	0.0m	0.0m	0.0m	8.2m	0.8m	0.0m	0.0m
17	SE	1.0m	1.6m	0.0m	0.0m	0.0m	0.0m	0.0m	0.0m	5.3m	0.0m
18	SE	1.2m	1.8m	0.0m	0.0m	0.0m	0.0m	0.0m	0.0m	5.3m	2.5m
19	SE	2.0m	2.3m	0.0m	0.0m	0.0m	0.0m	0.0m	0.0m	5.3m	5.3m
20	NE	2.0m	2.3m	0.0m	0.0m	0.0m	0.0m	0.7m	0.0m	0.0m	0.0m
21	NE	2.0m	2.3m	0.0m	0.0m	0.0m	0.0m	0.0m	0.0m	0.7m	0.0m
22	SW	2.0m	2.8m	0.0m	0.0m	0.0m	0.0m	0.0m	0.0m	6.4m	0.5m

Sky Light Details

ID	Dir	Tilt	Type	Shade	Utility	Width	Length
1	NW	30 degrees	Double Clear	No	No	0.9m	0.9m
2	SE	30 degrees	Double Opal	No	No	0.6m	0.6m

Zoning Details

Is there Cross Flow Ventilation ? Good

Air Leakage Details

Location Suburban
 Is there More than One Storey ? Yes
 Is the Stairwell Separated by Doors ? Yes
 Is the Entry open to the Living Area ? No
 Area of Heavyweight Mass 0m²
 Area of Lightweight Mass 0m²

	Sealed	UnSealed
Chimneys	0	0
Vents	0	0
Fans	1	1
Downlights	0	0
Skylights	0	0
Utility Doors	0	2
External Doors	0	2

Unflued Gas Heaters 0
 Percentage of Windows Sealed 98%
 Windows - Average Gap Small
 External Doors - Average Gap Small
 Gaps & Cracks Sealed Yes

Rater Comments

House Details

ClientName	Craig & Kim Hamilton
HouseTitle	Block 15, Section 43
StreetAddress	7 Ferdinand Street
Suburb	Campbell
Postcode	2612
AssessorName	Lindsay Collison
FileCreated	26-03-2026

Rater Comments

MEASUREMENTS USED IN THIS ASSESSMENT

The Energy Rating recorded in this assessment is determined by assessing many elements of the structure and interior treatments including window and floor coverings. The area of external walls and windows, ceiling and floors are part of the assessment.

Some measurements used in this assessment may be nominal. Every effort is made by the assessor to accurately calculate the dimensions of property. However, often accurate and comprehensive plans indicating all dimensions of an existing property, particularly following alterations and extensions are not always available. The reader of this report should not rely on the accuracy of any dimensions used when making critical decisions relating to those dimensions. The assessor will not accept any liability should any discrepancy be revealed.

DESIGN OPTIONS

The design option suggestions to improve this energy rating may be additional to elements already in place. For example, the option to install 'Heavy Drapes and Pelmet' will take into account windows that already have Heavy Drapes and Pelmet installed. Insulation recommendations will take into account existing insulation values.

Some recommendations for improvement will not be practical in all circumstances. For example, if the dwelling is built on a concrete slab, it will be possible to install floor insulation.

DOOR SEALS AND WEATHER STRIPS

A wooden framed door is only considered to be sealed when a draft extruding device is fitted to the bottom of the door AND sealing tape or felt is fitting to the timber frame around the door opening.

WINDOW GLAZING RATIOS

Glazing areas in one direction greater than 25% of the nett conditioned floor area will reduce the Energy Efficiency Rating.

CONVEYANCING BUILDING FILE INDEX

SUBURB: SECTION: BLOCK: UNIT: EX GOV:

COU ISSUED Y/N	PLAN NUMBER	FOLIO NO.	DESCRIPTION OF WORK	AMEND	DETAILS	PERMIT NUMBER	COU PLAN NO. & DATE
Y	6092	1	BRICK RESIDENCE				
		-				6092	
		-					6092 26/10/1962
N	6092/A	6	ALTERATIONS				
		10				6092/A	
N	6092/B	13	ALTERATIONS				
		16	(RETAINING WALL ONLY)			6092/B	
N/A	6092/C	17	(SUPERSEDED)				
N	6092/D	22	ALTERATIONS & LADSCAPING				
Y	6092/E	27	BRICK ADDITIONS TO RESIDENCE			6092/E	
Y	6092/F	41		Y			
		47					6092/E/F 01/05/1979
N/A	6092/G	50	(SUPERSEDED)				
Y	6092/H	55	BRICK FIREPLACE AND TIMBER PERGOLA TO RESIDENCE				
		58				6092/H	
Y	6092/I	65		Y			
N	6092/J	67	PLUMBING FOR LAUNDRY				
		70				6092/J	
		71					6092/H/I 09/05/1983
-	-	-	EXEMPT WORK – (STAIRCASE)LETTER & PLAN PROVIDED	-			
N/A	6092/K	72	(SUPERSEDED)				
Y	6092/L	85	FIREPLACE				
		88				6092/L	
		92					6092/L 09/04/1994
Y	6092/M	103	CARPORT			6092/M	
		-					6092/M 05/11/1996

Y	041812/A	-	ADDITIONS TO RESIDENCE, NEW WALL			041813/A	
		-					041812/A 24/11/2005

For any incomplete approvals please email acbuildingconveyance@act.gov.au for further information on how to complete.

Drainage Plan Number: 5704

Survey: Y (03)

Comments: NO COU ISSUED FOR PLAN 6092/A – APPLICATION AND PERMIT ONLY.

NO COU ISSUED FOR PLAN 6092/B – APPLICATION AND PERMIT ONLY.

NO COU FOR PLAN 6092/D – APPLICATION ONLY

NO APPLICATION ON FILE FOR PLAN 6092/E – COU ISSUED.

NO COU FOR PLAN 6092/J – PERMIT ONLY

CONVEYANCING PART 2

No information is provided in respect of electrical, drainage or sewer matters and or to the location of overhead power lines or underground cables in relation to the building.

	<u>Yes</u>	<u>No</u>
1. (a) Is this a government or ex government house?	<input type="checkbox"/>	<input checked="" type="checkbox"/>
(b) If yes, is there a building file with approvals on it?	<input type="checkbox"/>	<input type="checkbox"/>
2. Is there any record of incomplete building work on the building file? If yes - file copies attached	<input checked="" type="checkbox"/>	<input type="checkbox"/>
3. Are there any records on the building file of current (within 5 years) housing Indemnity insurance policies for building work? If yes - file copies attached	<input type="checkbox"/>	<input checked="" type="checkbox"/>
4. Are there any records on the building file showing building applications still being processed? (Current within 3 years) If yes - file copies attached	<input type="checkbox"/>	<input checked="" type="checkbox"/>
5. Are there any records on the building file in relation to loose-fill asbestos insulation?	<input type="checkbox"/>	<input checked="" type="checkbox"/>

If available, copies of the following documents are provided:

• Certificate/s of Occupancy and Use	<input checked="" type="checkbox"/>	<input type="checkbox"/>
• Survey Certificates	<input checked="" type="checkbox"/>	<input type="checkbox"/>
• Unit Plan/Unit Entitlements (if property is unit titled)	<input type="checkbox"/>	<input checked="" type="checkbox"/>
• Approved Building Plans	<input checked="" type="checkbox"/>	<input type="checkbox"/>
• Ex- government Building Plans*	<input type="checkbox"/>	<input checked="" type="checkbox"/>

If requested:

• Drainage Plan(s)	<input checked="" type="checkbox"/>	<input type="checkbox"/>
--------------------	-------------------------------------	--------------------------

ASBESTOS

The ACT Government is not able to guarantee the accuracy of the information in this report.

You should make your own enquiries and obtain reports (from a licensed Asbestos Assessor) in relation to the presence of loose fill asbestos insulation (and other forms of asbestos) on the premises. For more information go to the Asbestos Awareness Website –

www.asbestos.act.gov.au

Please note: Development Approval plans will not be included in this report (We do not receive Development Approval Plans unless they are part of a Building Approval in which case they become Building Approval Plans), if development approval was granted you can request copies of the Development Approval plans from ACEPDcustomerservices@act.gov.au.

Please Note: Building approvals that have been generated via eDevelopment will be issued with a project number prefixed by the letter B. Initial building approval documentation will be identified with project number B20XXXX only but will be referenced as B20XXXX/A on the Certificate of Occupancy and Use. Any amendments to the original approval will be issued with the project number and an alphanumeric digit. The first amendment will be identified as B20XXXX/B, the second amendment B20XXXX/C etc. Not all eDevelopment plans will be stamped with the plan number.

*Ex Government plans: Plans are typical and not specific to each residence. There may be slight changes to the layout or window locations that were not required to be approved.

Search officer comments (if any?)

Search officer initials: Tony

Cost of application: \$ 144.79

Date completed:

23/03/2026

WILLIAM S. SHUNKE
& ENGINEERING SURVEYOR

MEMBER INST. OF SURVEYORS
ESTABLISHED UNDER SURVEYORS ACT, 1928



TELEPHONE: U 1881

64 DOMINION CIRCUIT
FORREST

CANBERRA, A.C.T.

14th June, 1962.

Mr. A. Poniatowsky,
Building Contractor,
70 Skye Street,
QUEANBEYAN, N.S.W.



609 ✓

Dear Sir,

I have surveyed Block 15, Section 43, Division of Campbell in the Canberra City District, Australian Capital Territory as delineated on Subdivisional Plan No. 1071, containing an area of 30 perches more or less and having a frontage of 70.0 feet to Ferdinand Street, such being shown by red edging on the sketch plan endorsed hereon.

Upon this land stands a brick cottage with tile roofing known as No.7 Ferdinand Street. The sketch shows the position of the cottage relative to the boundaries.

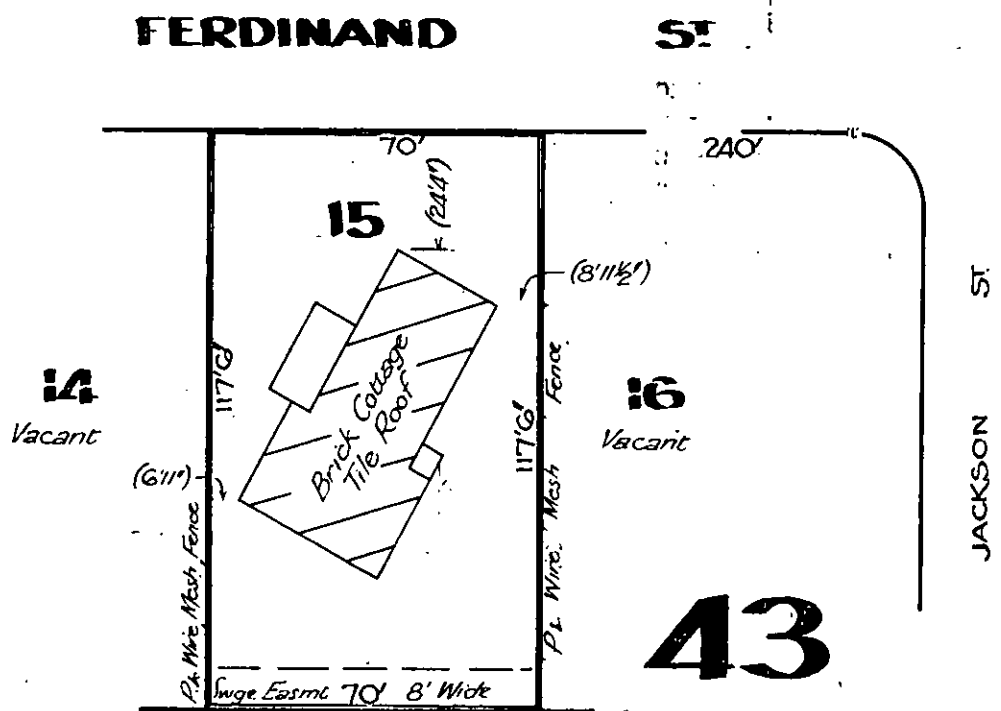
The cottage complies with the provisions of Clause 47 of the Canberra Building Regulations.

The land is fenced as shown on the sketch.

There are no encroachments by or upon the subject land.

Yours faithfully,

W. S. Shunke
REGISTERED SURVEYOR.



Scale: 40 Feet to an Inch.

MICHAEL HICKEY

REGISTERED SURVEYOR



P.O. BOX 21

Hackett, A.C.T. 2602

Telephone 30 3334

Ref. 6854
20th December, 1977.

SURVEY CERTIFICATE



Mrs. L. Sternstein,
7 Ferdinand Street,
CAMPBELL. A.C.T. 2601.

Dear Madam,

LAND in the Division of CAMPBELL, in the Australian Capital Territory, containing an area of 764 square metres, having a frontage of 21.335 metres to Ferdinand Street, being BLOCK 15 of SECTION 43 as shown on Deposited Plan No. 1071 and being the land shown edged in red on the sketch opposite.

As instructed I have surveyed part of the land described above and find that:-

1. Brick garden edging stands up to 1.155 metres on Ferdinand Street and up to 0.02 metres on Block 16 as shown on the sketch.
2. The land is subject to an easement 2.44 metres wide for sewerage purposes.

Yours faithfully,

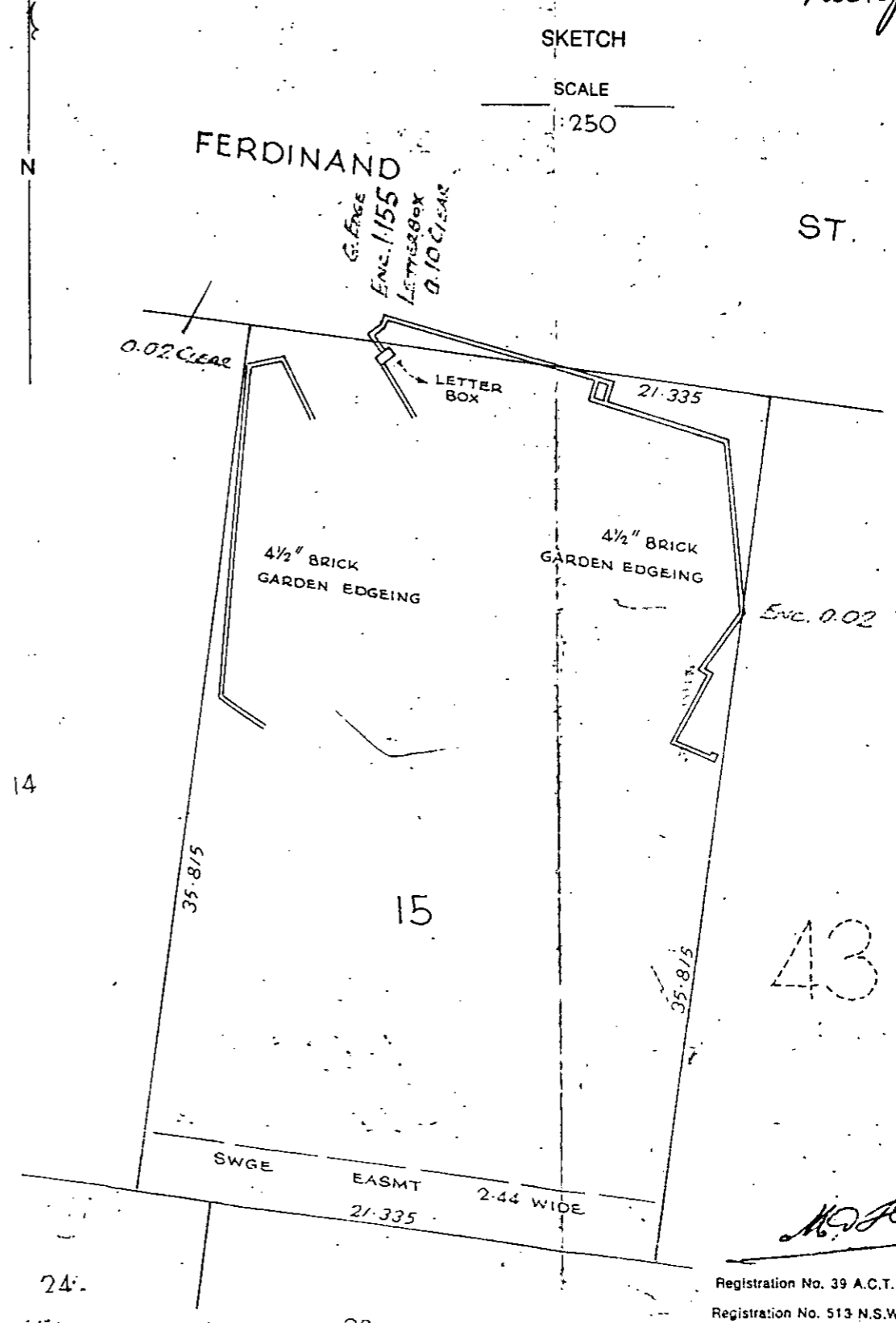
Registered Surveyor.

6092
hodge? PA



SKETCH

SCALE
1:250





ABN 61 089 482 888
Unit 3
151 Newcastle Street
Fyshwick ACT 2609
PO Box 363
Fyshwick ACT 2609

T 02 6239-3088
F 02 6239-3089
W earthtech.com.au

Our Ref. 5504115

1 December 2004

Mr Ron Dowse
3.Salkauskas Crescent
NORTH LYNEHAM ACT 2602

Dear Sir

BLOCK 15 SECTION 43 CAMPBELL

As instructed, we have made a survey of land in the Division of CAMPBELL, District of Canberra Central in the Australian Capital Territory having a total frontage of 21.335 metres to Ferdinand Street being Block 15 of Section 43 as shown on deposited plan No.1071 and being the land shown by a continuous thick line on the sketch annexed hereto.

The survey represented in this report is for identification purposes only and information in this report should not be used for any other purpose. Where improvements are proposed to be made to the property, further survey and marking of boundaries may be required.

Erected upon the subject land is a brick residence with a recently constructed high, curved, brick wall. The distances from the curved wall to the northern and eastern boundaries are shown on the sketch.

A sewerage easement 2.44 metres wide is noted on the subject deposited plan and the location is also shown on the sketch.

Yours faithfully
Earth Tech Engineering Pty Limited

Registered Surveyor

SEE ANNEXED SKETCH

FYSHWICK ACT 2609
PO BOX 363
FYSHWICK ACT 2609
151 NEWCASTLE STREET
UNIT 3
ABN 61 089 482 888

Quality Endorsed Company
02 6239-3088
02 6239-3089



AS 9011:2000
Standard Australia

Our Ref. 5503236

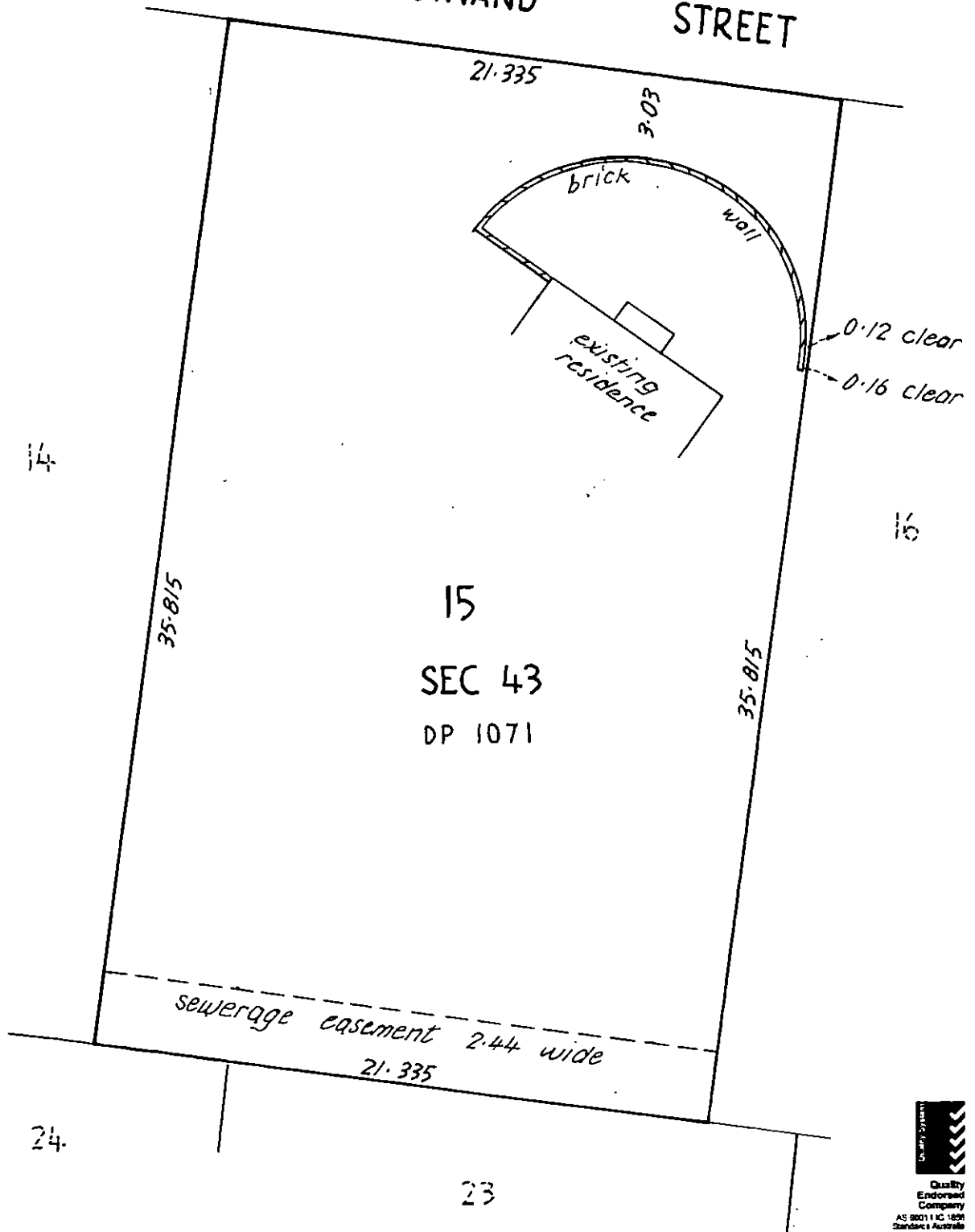
THIS IS THE SKETCH REFERRED TO IN OUR LETTER TO MR RON DOWSE
DATED 1 DECEMBER 2004.



Registered Surveyor

FERDINAND

STREET



AUSTRALIAN CAPITAL TERRITORY.
CIVIC BRANCH.
DEPARTMENT OF THE INTERIOR

N^o 4360

Building and Services Ordinance 1924-1942.
Canberra Building Regulations.

CERTIFICATE OF COMPLETION.

THIS IS TO CERTIFY that a building has been completed by *A. Koniatsky, A. Kostjancic*

Block *15* of Section *43* at *Campbell*

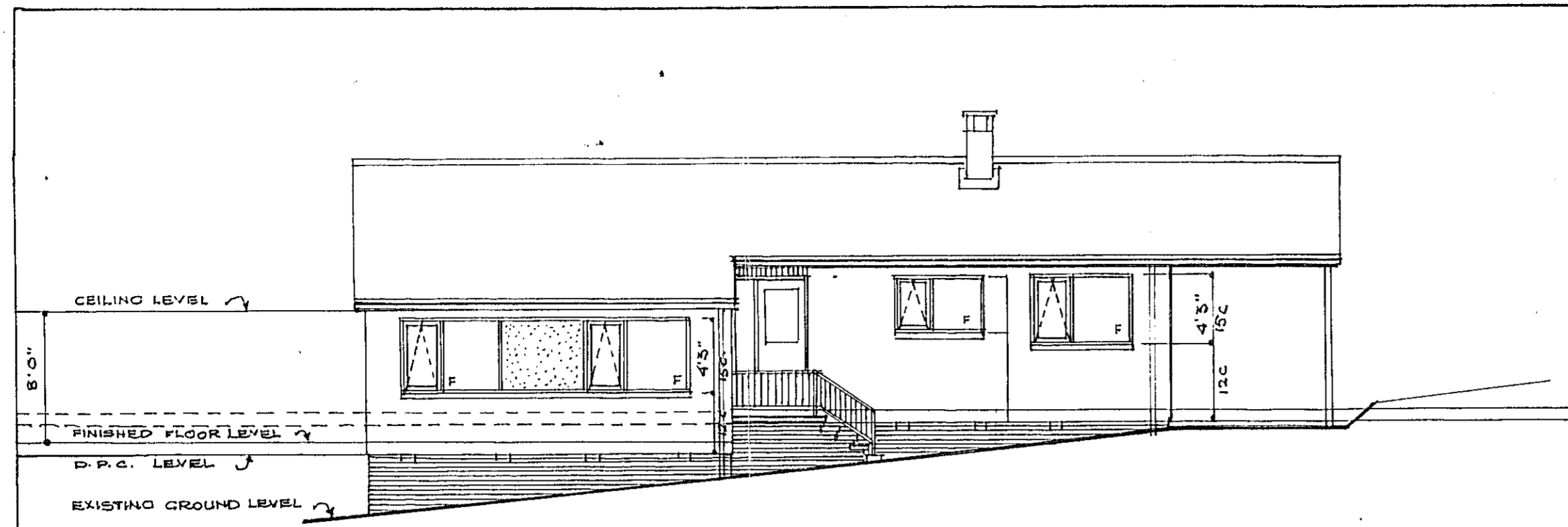
for *Brick Residence for Australian National University*

the Lessee of the said Block, in accordance with the plans and specifications approved therefor, and in accordance with the provisions of the Canberra Building Regulations made under the *Building and Services Ordinance 1924-1942.*

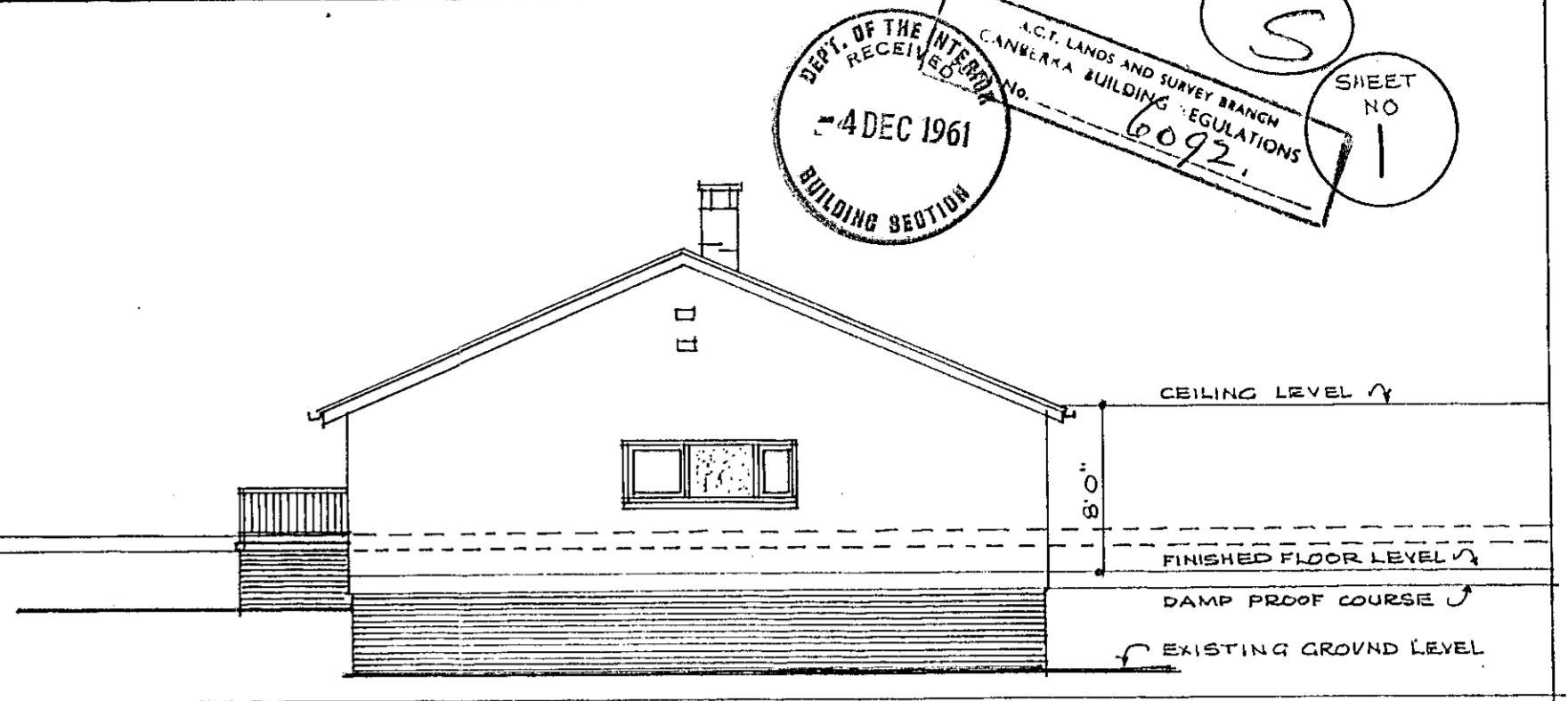
Plan No. *6092*

Dated this *26th* day of *October* 19*62*

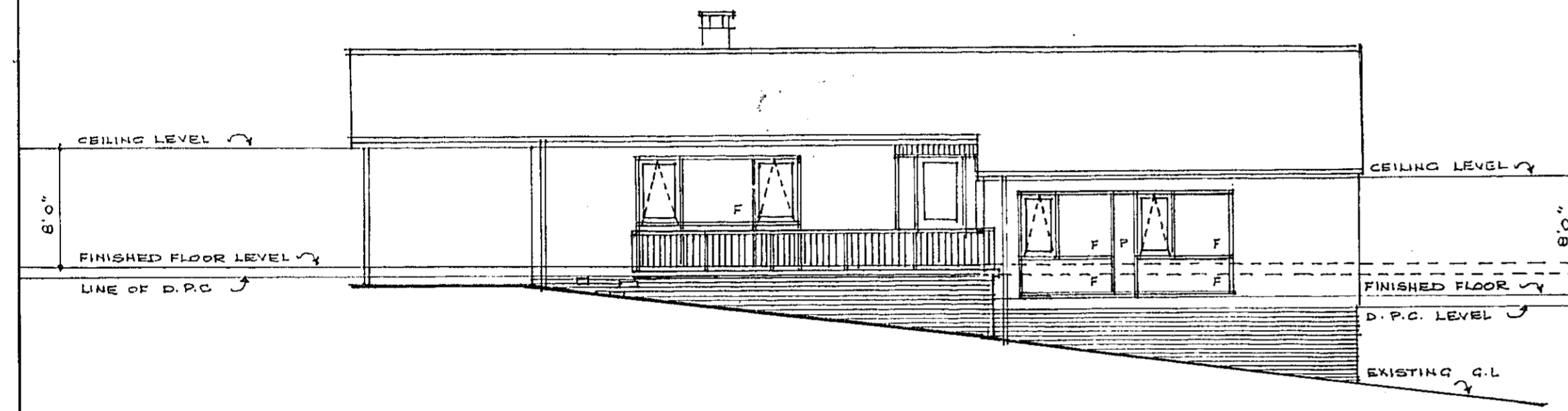
Lewis
Proper Authority.



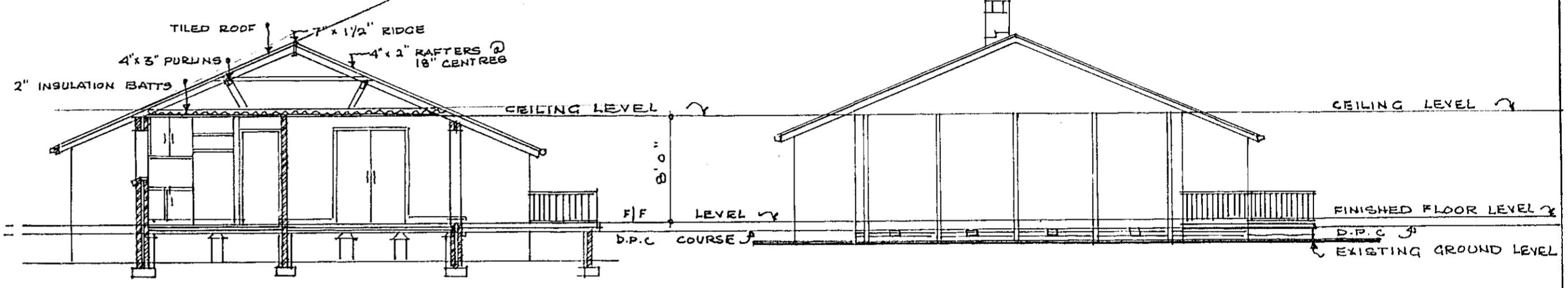
• SOUTH ELEVATION



• WEST ELEVATION

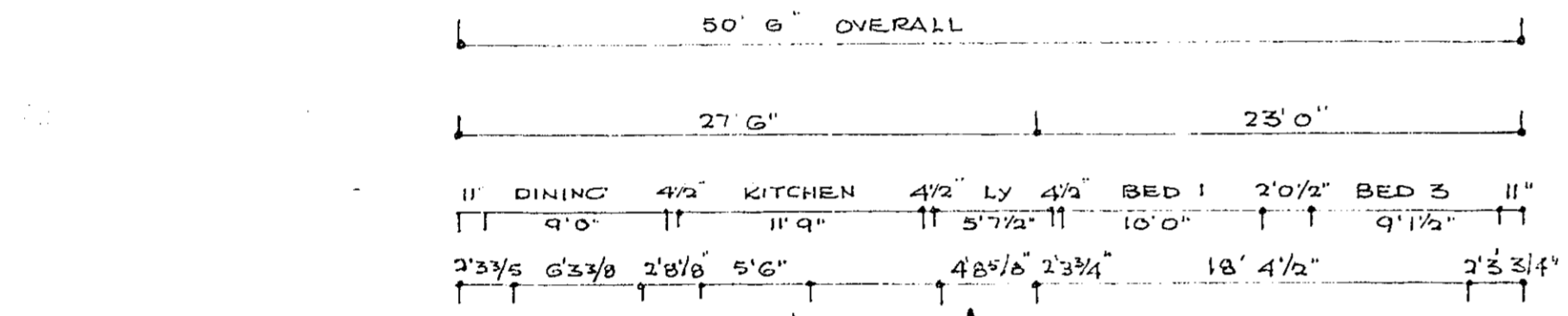


• NORTH ELEVATION

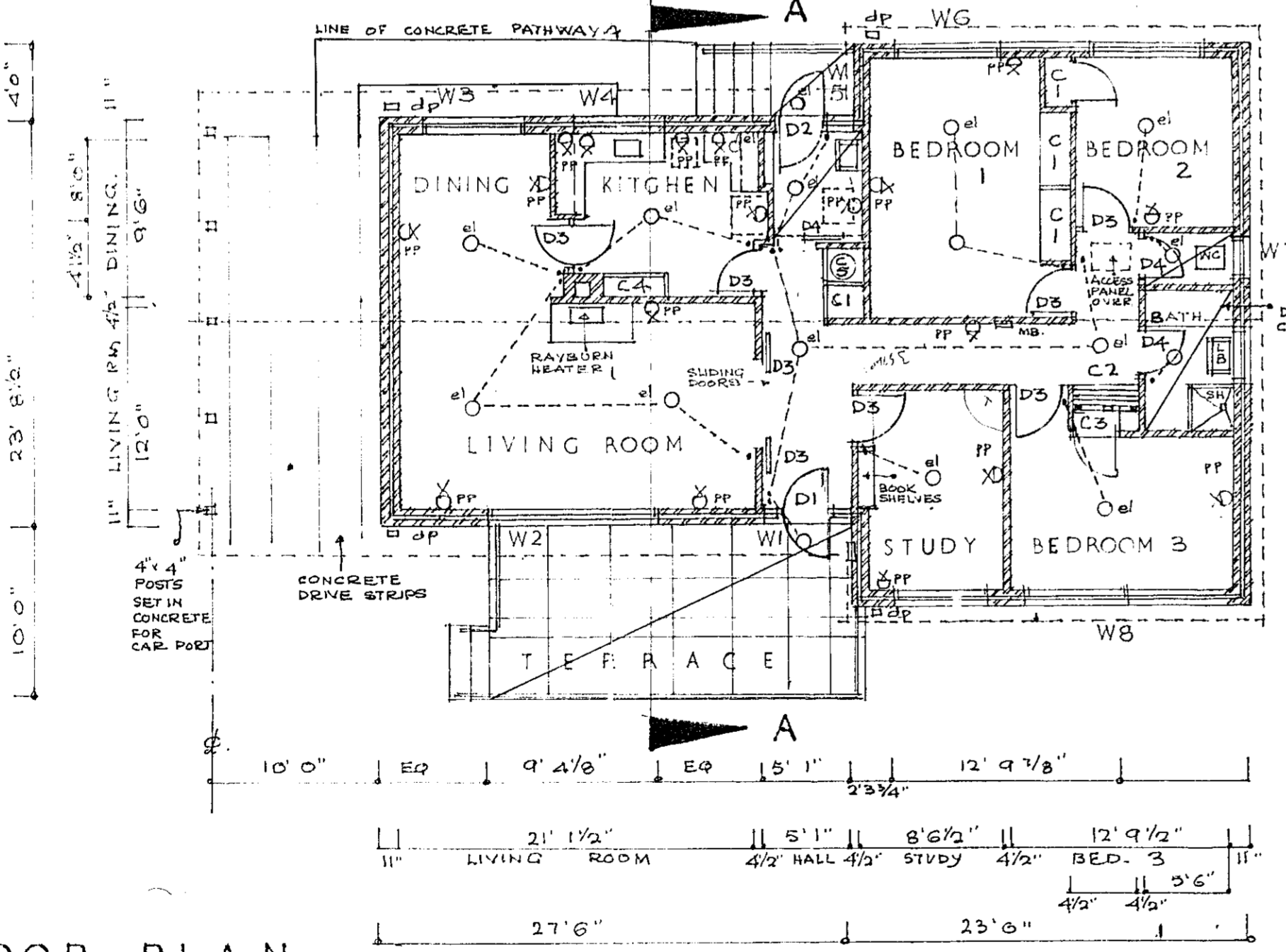


• SECTION A-A

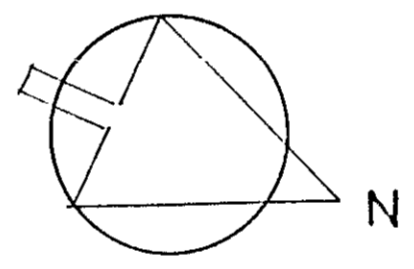
• EAST ELEVATION



NOTE:-
 SEE SPEC. FOR DETAIL OF
 FOUNDATION ACCESS DOOR
 POSITION TO BE AS DIRECTED
 ON SITE.



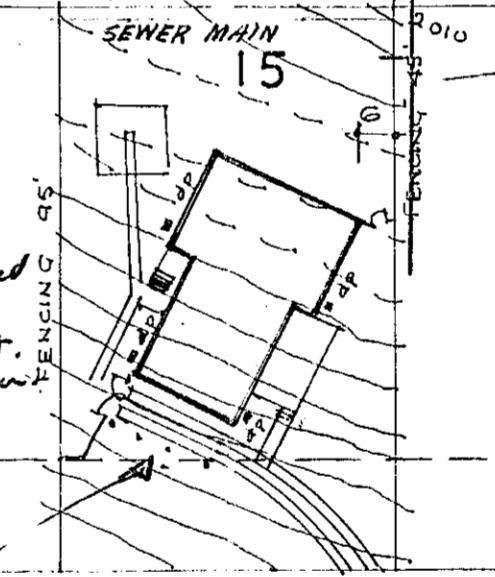
• FLOOR PLAN



APPROVED BY NATIONAL CAPITAL DEVELOPMENT
 COMMISSION AS TO DESIGN AND SITING
 For and on behalf of the Commission
 Date 11-1-62

To be bricked
 in garage
 not car part
 in this position

CAMBERRA
 16-1-62
 MAINS
 ELECTRICAL SUPPLY



EXAMINED BY
 FOR APPROVAL
 ENGINEER FOR WATER SUPPLY AND SEWERAGE
 CHIEF ELECTRICAL ENGINEER
 STRUCTURAL ENGINEER
 ARCHITECT AND VALUER
 SENIOR TECHNICAL OFFICER
 APPROVED 25 JAN 1962

• BLOCK PLAN 40' TO 1"

NOTE:- FOOTINGS
 11" CAVITY WALL WITH OR
 WITHOUT PIERS 21" x 9"
 9" SOLID WALL WITH OR
 WITHOUT PIERS 15" x 9"
 4 1/2" SOLID WALL WITH OR
 WITHOUT PIERS 15" x 9"
 9" x 9" PIER 15" x 15" x 6"

AREA 1412 D.
 AREA OF TERRACES 240 D.



Department of the Capital Territory
Building Section

PLANS/FILE No. A/B-5

Received Building Section Form 4
Australian Capital Territory
Building Ordinance 1972
- 4 MAY 1973 Regulation 21 6

Dept. of the Capital Territory

APPLICATION FOR APPROVAL OF PLANS AND SPECIFICATIONS

BL1/8 (3/73)

Name of Applicant <i>A. L. BARTEN</i>	Address (Show P.O. Box No. if any) <i>11 ANDAMOOKA ST FISHER A.C.T.</i>
--	--

Name of lessee/owner of parcel of land <i>J. STERNSTEIN</i> <i>L. STERNSTEIN</i>	Address <i>7 FERDINAND ST CAMPBELL</i>
---	---

Description of land on which the building work is to be carried out.	Block <i>15</i>	Section <i>45 B</i>	Division <i>Campbell</i>
To be specified in accordance with the appropriate classification in the Building Manual.	Type of Construction <i>alteration to kitchen</i>		Cost <i>\$ 2000 - 00</i>
	Class of Occupancy		Total Floor Area where applicable

This application is for:-

(Please tick (✓) appropriate box)

New work

Amendment to approved plan

Amendment to plan not yet approved

I hereby apply for approval of the attached plans and specifications.

3 15 73
Date

[Signature]
Signature of Applicant

To be completed if application made otherwise than by the lessee/owner, his solicitor or architect.

I hereby authorise the abovenamed applicant of the address indicated to make this application on my behalf.

3, 5, 73
Date

[Signature]
Signature of lessee/owner

FOR OFFICE USE ONLY	Squareage for Fees <i>M/F</i>	Plans Numbered <i>6092/A</i>	Building Covenant <i>Alterations</i>																																			
	Total Fees Payable <i>\$6-00</i>	<table border="1" style="width: 100%; border-collapse: collapse;"> <tr> <td style="width: 10%; text-align: center;">APPROVED</td> <td style="width: 10%; text-align: center;">FOR</td> <td style="width: 10%; text-align: center;">CONSTRUCTION BY THE HOLDER</td> <td style="width: 10%; text-align: center;">OF A</td> <td style="width: 10%; text-align: center;">CLASS LICENCE</td> <td style="width: 10%; text-align: center;">Approved</td> <td style="width: 10%; text-align: center;">Not approved</td> </tr> <tr> <td colspan="7" style="text-align: center;"><i>[Signature]</i></td> </tr> <tr> <td colspan="7" style="text-align: center;">DEPUTY BUILDING CONTROLLER</td> </tr> <tr> <td colspan="7" style="text-align: center;">UNDER (Deputy Building Controller) 1972</td> </tr> <tr> <td colspan="6"></td> <td style="text-align: right;">Date <i>11 MAY 1973</i></td> </tr> </table>		APPROVED	FOR	CONSTRUCTION BY THE HOLDER	OF A	CLASS LICENCE	Approved	Not approved	<i>[Signature]</i>							DEPUTY BUILDING CONTROLLER							UNDER (Deputy Building Controller) 1972													Date <i>11 MAY 1973</i>
	APPROVED	FOR	CONSTRUCTION BY THE HOLDER	OF A	CLASS LICENCE	Approved	Not approved																															
<i>[Signature]</i>																																						
DEPUTY BUILDING CONTROLLER																																						
UNDER (Deputy Building Controller) 1972																																						
						Date <i>11 MAY 1973</i>																																
Receipt/Docket No. <i>33462</i>																																						

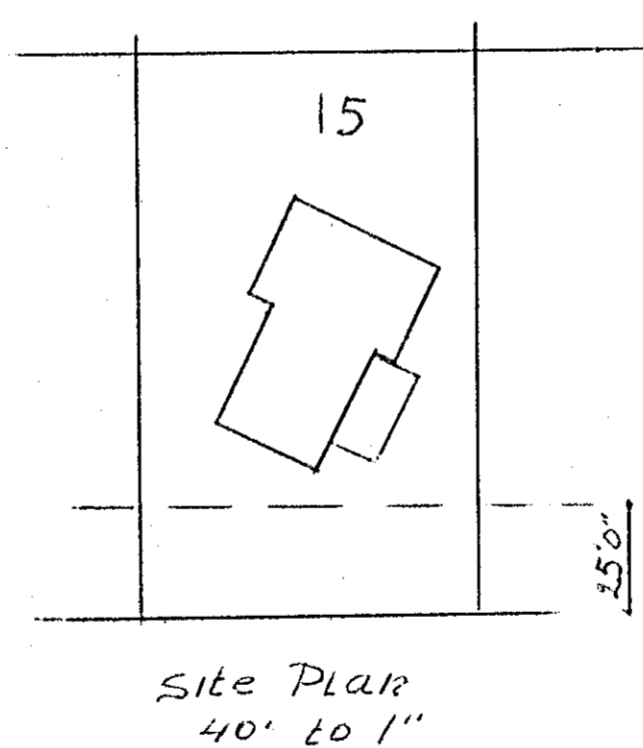
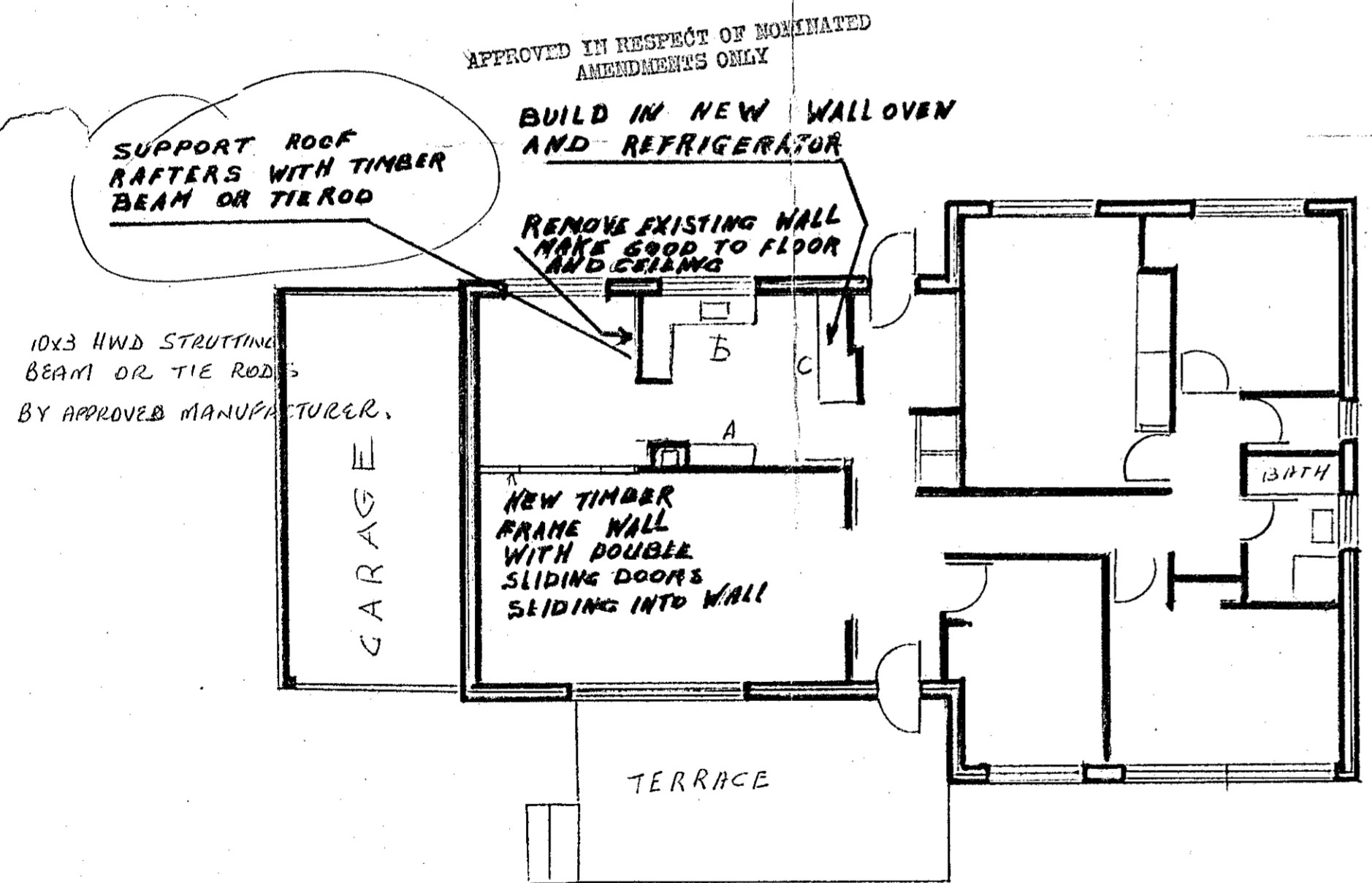
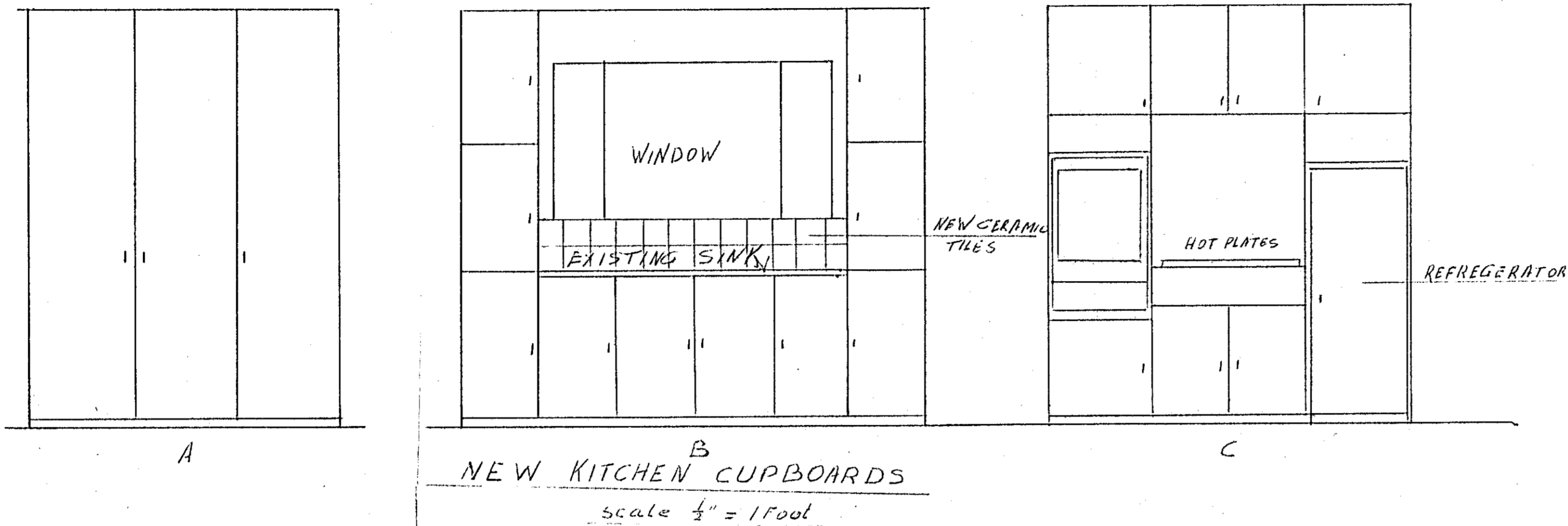
PERMIT TO CARRY OUT BUILDING WORK

BL1/9 (8/72)

Issued to (Nominees name if applicable) <i>A.L. Barden</i>		Class of Builders Licence <i>B</i>
Address <i>11 Andamooka St, Fyshwick</i>		
Description of Building Work <i>Alterations to Residence</i>		
Plan Number <i>6092/A.</i>	Cost <i>\$ 2,500-</i>	
To be carried out on		
Block <i>15</i>	Section <i>43</i>	Suburb <i>Campbell</i>
Lessee of Block		
Address of Lessee		
<ul style="list-style-type: none">The building work is to be carried out in accordance with the approved plans and specifications and with the provisions of the Building Ordinance 1972.This Permit is valid for a period not exceeding 3 years from date of issue unless otherwise extended by the Building Controller.		
ENDORSEMENTS (Under S. 36 (1)-(4) and S. 41 (1))		
<i>19, 12, 73</i>		
		<i>[Signature]</i> Deputy Building Controller

SEE ATTACHMENT FOR REQUIREMENTS REGARDING
INSPECTION OF BUILDINGS DURING CONSTRUCTION

Nº 19943/A.



SUBJECT TO THE AMENDMENTS BEING AGREED TO BY THE APPLICANT.

PLANS AND SPECIFICATIONS EXAMINED AND RECOMMENDED FOR APPROVAL BY

ENGINEER FOR WATER SUPPLY AND SEWERAGE / /19

CHIEF ELECTRICAL ENGINEER / /19

STRUCTURAL ENGINEER / /19

SENIOR TECHNICAL OFFICER / /19

APPROVED FOR CONSTRUCTION BY THE HOLDER OF A "C" CLASS LICENCE


DEPUTY P.M. D. G. [Signature] 11/5/73

ALTERATIONS TO HOUSE
 BLOCK 15 SECTION 43 CAMPBELL
 7 FERDINAND ST CAMPBELL.



Department of the Capital Territory
Building Section

15/11



Form 4
Australian Capital Territory
Building Ordinance 1972
Regulation 21

13

APPLICATION FOR APPROVAL OF PLANS AND SPECIFICATIONS

BL1/6(10/75)

Name of Applicant LARRY STERNSTEIN <i>Phone. W493663</i>	Address (Show P.O. Box No. if any) 7 FERDINAND STREET CAMPBELL CANBERRA 2001
---	--

H 496207

15 x 30 0 2 5 5 M 0 0 1 7.5 0 R

Name of lessee/owner of parcel of land LARRY STERNSTEIN	Address AS ABOVE
---	----------------------------

15 x 30 0 2 5 5 M 0 0 1 7.5 0 R

Description of land on which the building work is to be carried out.	Block 15	Section 43	Division CAMPBELL
	Type of Construction alt		Cost \$ 3500
To be specified in accordance with the appropriate classification in the Building Manual.	Class of Occupancy		Total Floor Area where applicable

This application is for:-
(Please tick (✓) appropriate box)

New work Amendment to approved plan Amendment to plan not yet approved

I hereby apply for approval of the attached plans and specifications.

15/11/76
Date

Larry Sternstein
Signature of Applicant

To be completed if application made otherwise than by the lessee/owner, his solicitor or architect.

I hereby authorise the abovenamed applicant of the address indicated to make this application on my behalf.

Date

Signature of lessee/owner

FOR OFFICE USE ONLY	Area 60.00m² ✓	Plans Numbered 6092/B	Building Covenant \$ Alteration
	Valuation \$ 3500.	Plans <input checked="" type="checkbox"/> Approved <input type="checkbox"/> Not approved	<i>R. J. Foley</i> (Deputy Building Controller) <i>Lawrence Sternstein</i>
	Total Fees Payable \$17-50		
	Receipt/Docket No.		

PERMIT TO CARRY OUT BUILDING WORK

BL1/9(2/74)

Issued to (Nominee's name if applicable)

Class of Builder's
Licence

L STERNSTEIN

N/H

Address

7 FERDINAND ST CAMPBELL

2601

Description of Building Work

Cost

RETAINING WALL ONLY

\$500

To be carried out on

Plan Number

Block Section

15 43 CAMPBELL

6092/13


- The building work is to be carried out in accordance with the approved plans and specifications and with the provisions of the Building Ordinance 1972.
- This permit will expire 12 months after the date of issue unless otherwise extended by the Building Controller.

ENDORSEMENTS (Under S. 36(1) - (4) and S. 41(1))

GROUPING OF INSPECTIONS NOT PERMITTED

19563

21.12.76
Date of Issue


Deputy Building Controller

23
1

28

Department of the Capital Territory
Building Section

PLANS/FILE No. _____
 Received Building Section
 23 JAN 1978
 Dept. of the Capital Territory

23 - 78 2 0 Form 41 0 0 1 0 0 0
 Australian Capital Territory
 Building Ordinance 1972
 Regulation 21

APPLICATION FOR APPROVAL OF PLANS AND SPECIFICATIONS
 BL 1/6 (4/77)

23 - 78 2 0 0 2 11 0 0 1 0 0 0 R

Name of Applicant <i>Mrs. T. Sternstein</i>	Address <i>7 FERDINAND ST. CAMPBELL</i>
--	--

Name of lessee/owner of parcel of land <i>As Above.</i>	Address (Show P.O. Box No. if any)
--	------------------------------------

Description of the building work <i>ALTERATIONS + LANDSCAPING.</i>			
Description of land on which the building work is to be carried out.	Block <i>15</i>	Section <i>43</i>	Division <i>CAMPBELL.</i>
	Type of Construction <i>-</i>		Cost <i>\$ 2000</i>
To be specified in accordance with the appropriate classification in the Building Manual.	Class of occupancy <i>ONE.</i>		Total floor area where applicable.

This application is for (Please tick appropriate box)

New work Amendment to approved plan Amendment to plan not yet approved Details

I hereby apply for approval of the attached plans and specifications.

.....
 Signature of Applicant / Date

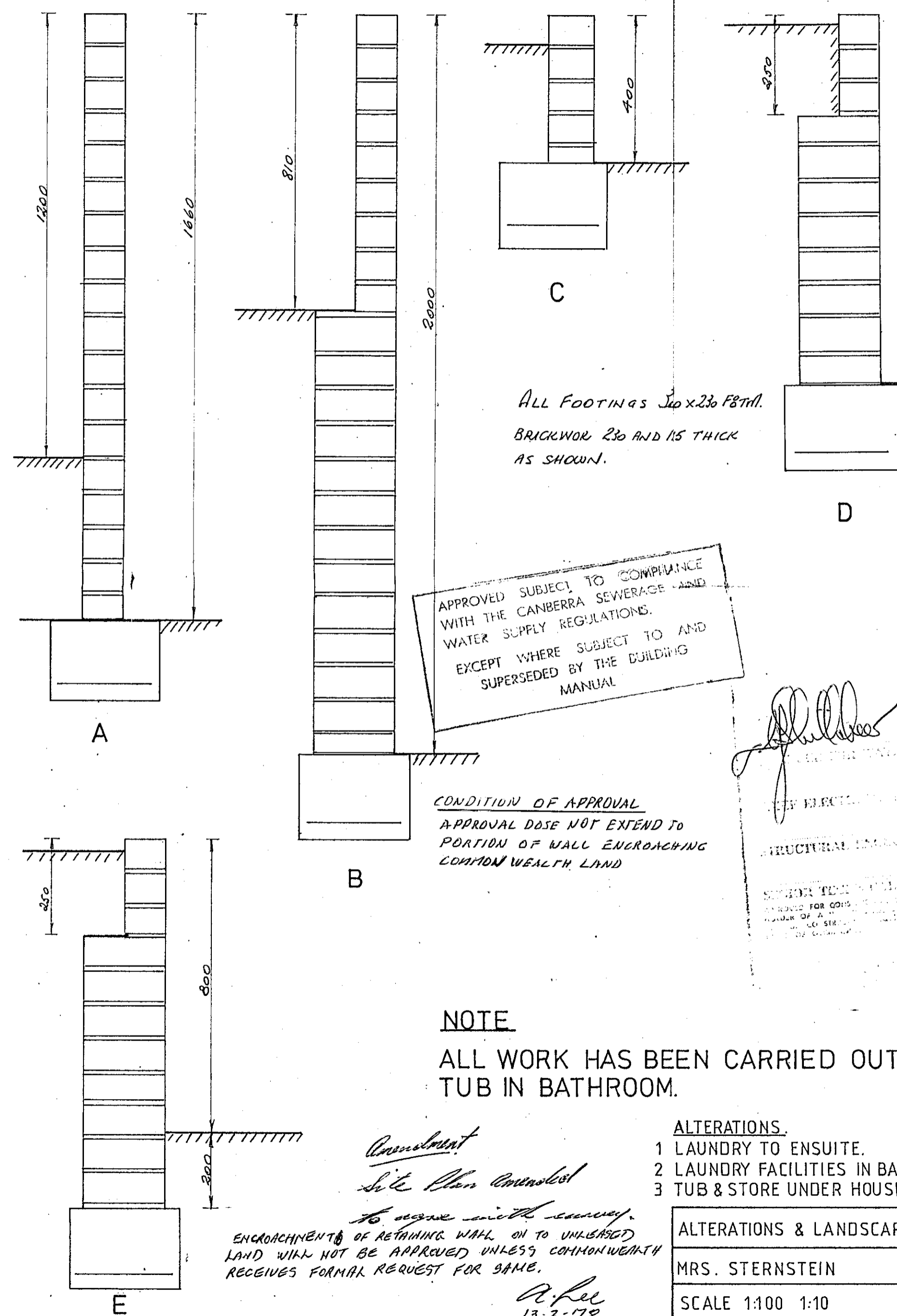
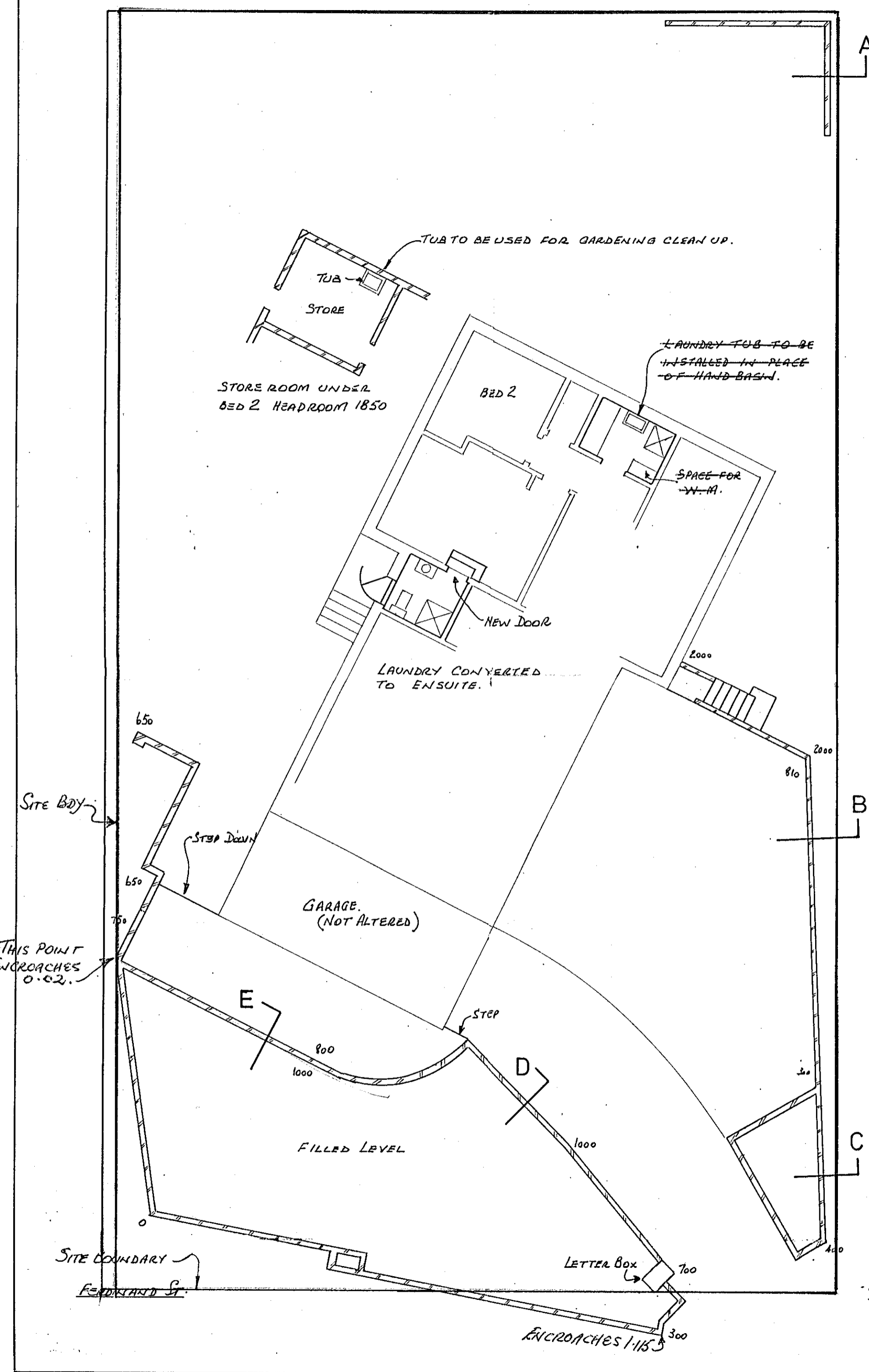
To be completed if application made otherwise than by the lessee/owner, his solicitor or architect.

I hereby authorise the abovenamed applicant of the address indicated to make this application on my behalf.

.....
 Signature of lessee/owner / Date

FOR OFFICE USE ONLY	Area	Plans Numbered <i>6092/0</i>	Building Covenant <i>\$ amend</i>
	Valuation \$	Plans <input type="checkbox"/> Approved <input type="checkbox"/> Not Approved	
	Total Fees Payable <i>\$10-00</i>		
	Receipt/Docket No. (Deputy Building Controller)	/ / Date

6092/0
 2/2



ALL FOOTINGS 300x230 FBTH.
 BRICKWORK 230 AND 115 THICK
 AS SHOWN.

APPROVED SUBJECT TO COMPLIANCE
 WITH THE CANBERRA SEWERAGE AND
 WATER SUPPLY REGULATIONS.
 EXCEPT WHERE SUBJECT TO AND
 SUPERSEDED BY THE BUILDING
 MANUAL

CONDITION OF APPROVAL
 APPROVAL DOES NOT EXTEND TO
 PORTION OF WALL ENCROACHING
 COMMONWEALTH LAND

NOTE
 ALL WORK HAS BEEN CARRIED OUT EXCEPT
 TUB IN BATHROOM.

Consent
Site Plan Consultant
 to agree with council.
 ENCROACHMENTS OF RETAINING WALL ON TO UNLEASED
 LAND WILL NOT BE APPROVED UNLESS COMMONWEALTH
 RECEIVES FORMAL REQUEST FOR SAME.
A. Lee
 13-2-79

BUILDING WORK SHALL BE CONSTRUCTED IN
 ACCORDANCE WITH THE APPROVED PLANS, THE
 BUILDING MANUAL ACT, THE NOTATIONS MADE
 ON THE PLANS AND ANY MATTERS SPECIFIED
 ON THE BUILDING PERMIT. THE APPROVAL OF
 PLANS OR THE GRANT OF A BUILDING PERMIT
 DOES NOT AFFECT THE OPERATION OF ANY
 OTHER LAW IN THE TERRITORY, NOR DOES IT
 AUTHORISE THE USE OF THE LAND CONTRARY
 TO A PROVISION, COVENANT OR CONDITION
 OF LEASE

10 2 78
 ELECTRICAL / 19
 STRUCTURAL / 19
 SUPERVISOR / 19
 APPROVED FOR CONSTRUCTION BY THE
 NATIONAL CAPITAL DEVELOPMENT COMMISSION

- ALTERATIONS.
- 1 LAUNDRY TO ENSUITE.
 - 2 LAUNDRY FACILITIES IN BATHROOM.
 - 3 TUB & STORE UNDER HOUSE.

BUILDINGS (DESIGN AND SITING)
 ORDINANCE 1964 AS AMENDED
 APPROVAL GRANTED
 25 JAN 1978
 DELEGATE
 NATIONAL CAPITAL
 DEVELOPMENT COMMISSION

ALTERATIONS & LANDSCAPING	15	43
MRS. STERNSTEIN	798	CAMPBELL
SCALE 1:100	1:10	

Department of the Capital Territory
Building Section

CERTIFICATE OF FITNESS
(CLASS AND X OCCUPANCY ONLY)

BL1/8(9/75)

Australian Capital Territory
Building Ordinance 1972 - 74
(Part V)

It is hereby certified that the building consisting of Brick Additions to Residence

situated on

Block <u>15</u>	Section <u>43</u>	Division <u>CAMPBELL</u>
or situated at		

for which plans and specifications were approved and a Building Permit issued under the provisions of the Building Ordinance 1972, is fit for use and/or occupation.

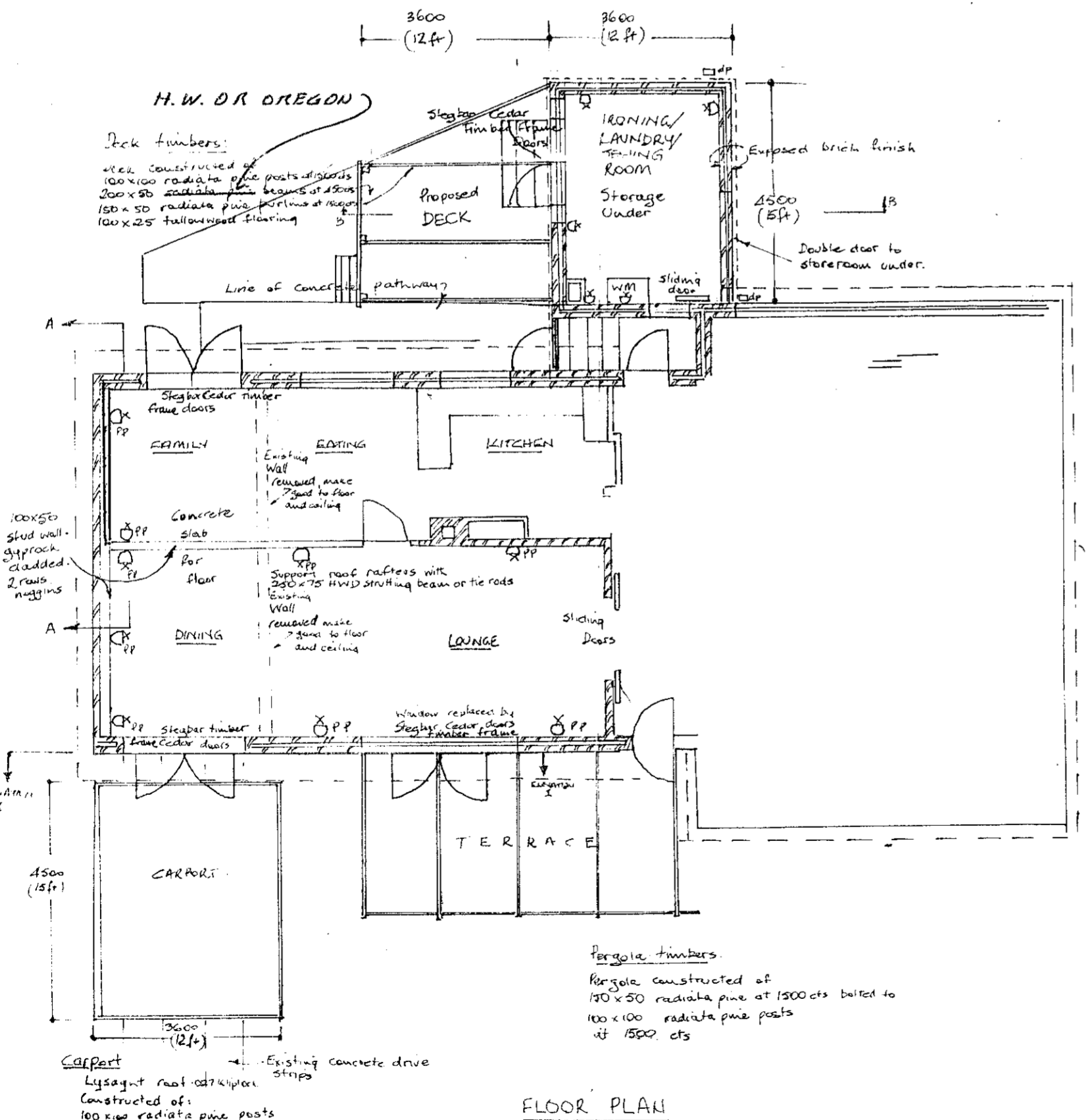
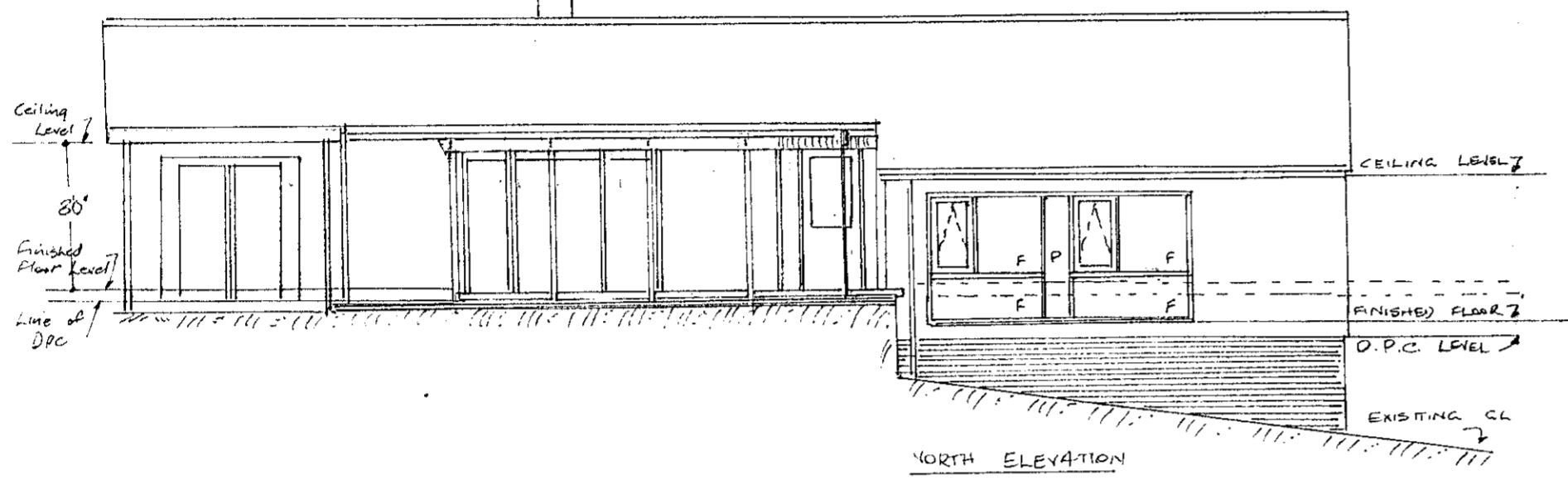
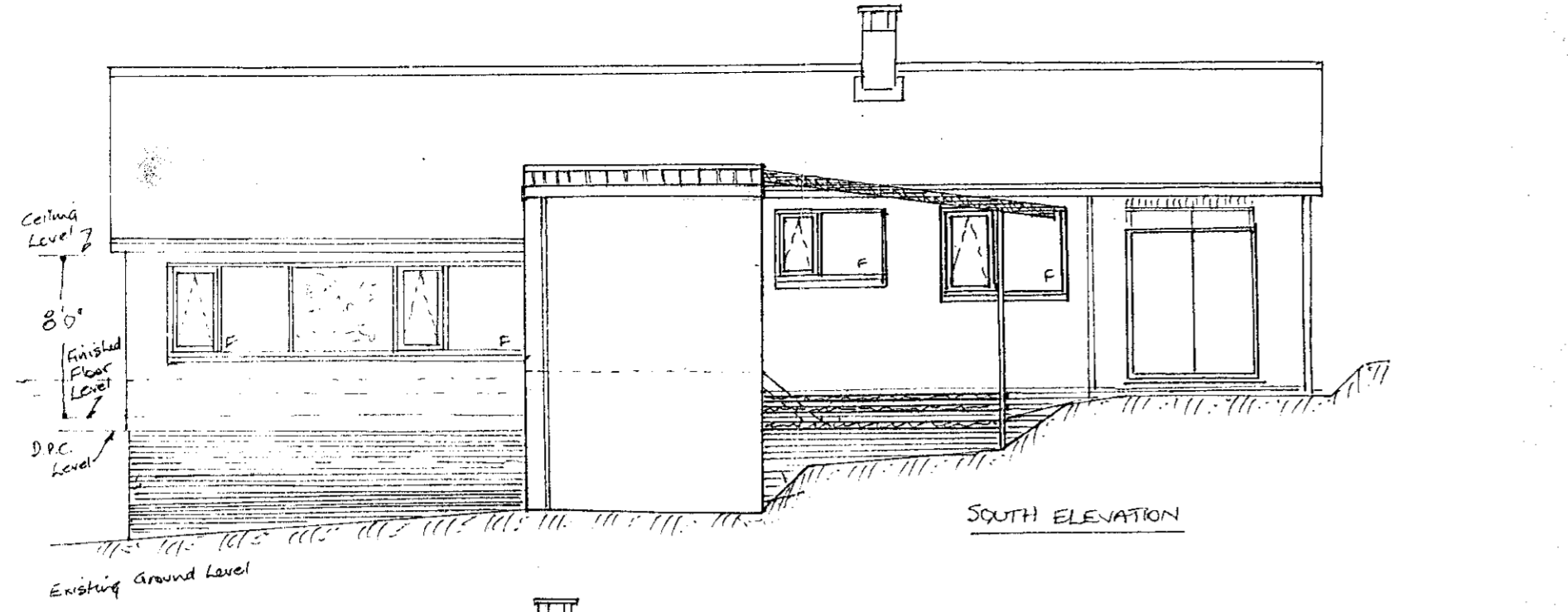
Approved plan no. <u>6092/E + 6092/F</u>		
Type of construction*	Class of occupancy*	Number of storeys
Permit no. <u>4562</u>	Name of permit holder <u>J.D. Thompson</u>	

*As defined in the Building Manual A.C.T.

12669

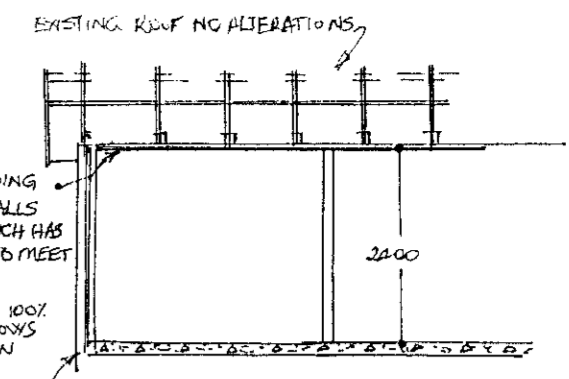
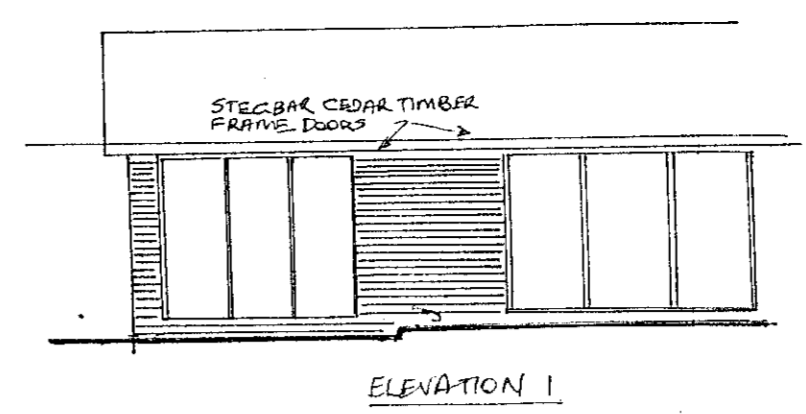
M. Indle
Deputy Building Controller

1/15/79



FLOOR PLAN

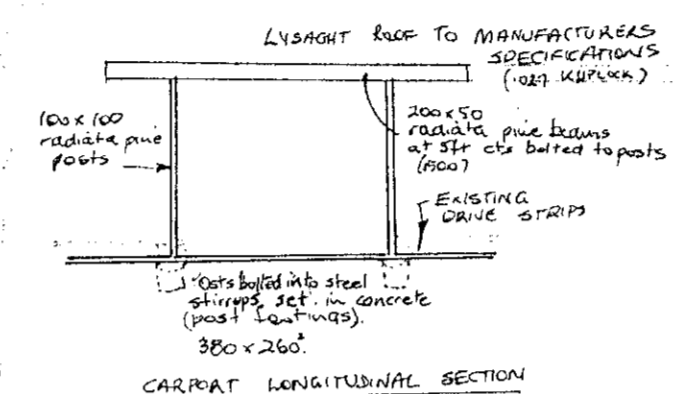
— RADATA PINE, USED EXTERNALLY, TO BE TREATED
 — MAINTAIN CAVITIES



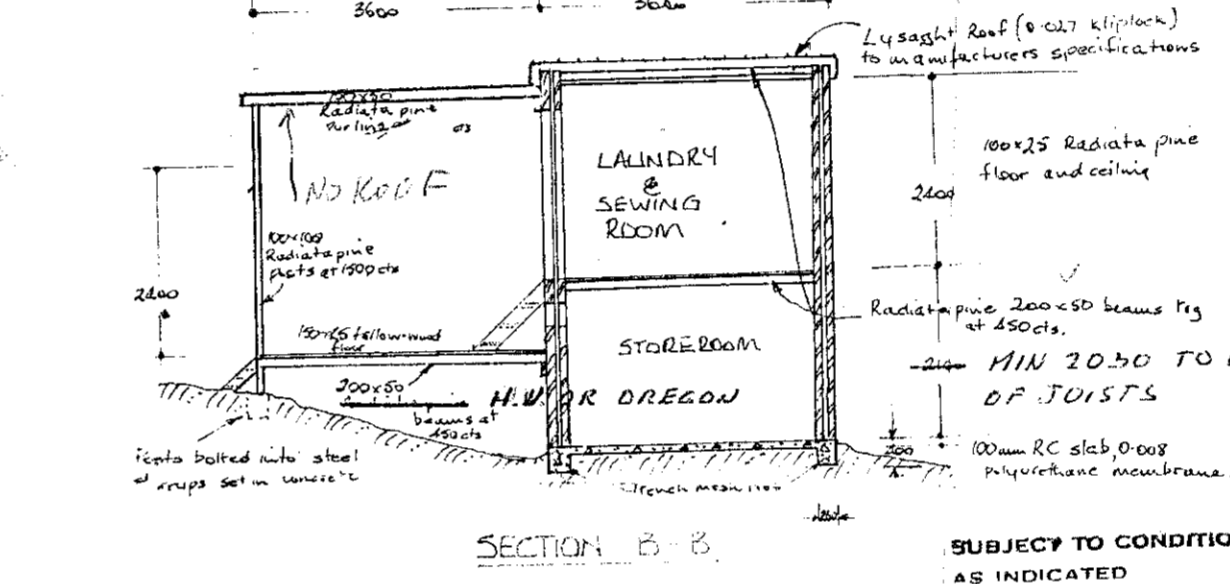
EXISTING ROOF NO ALTERATIONS
 GYPSUM CLADDING ALL INSIDE WALLS & CEILING WHICH HAS BEEN RAISED TO MEET LOUNGE CEILING
 INSIDE SIGN WALL 100% UP STUD WALL 220% NOGGINS, WALL ON D.P.C.
 EXISTING BRICK WALL
 100mm R.C. SLAB POURED OVER EXISTING SLAB + POLYETHYLENE MEMBRANE UNDER NEW SLAB SHIP WALL FOR WATER PROOFING PURPOSES, SLAB LEVEL SAME AS EXISTING LOUNGE FLOOR.

SECTION A-A

NOTE: SUPPORT ROOF RAFTERS WITH 250x75 H.W.D. STRUTTING BEAM OR TIE RODS BY APPROVED MANUFACTURER



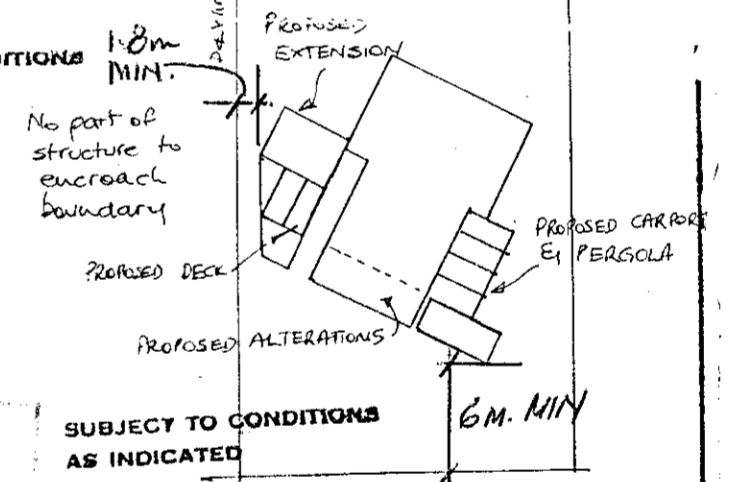
CARPORT LONGITUDINAL SECTION



SECTION B-B

APPROVED SUBJECT TO COMPLIANCE WITH THE CANBERRA SEWERAGE AND WATER SUPPLY REGULATIONS EXCEPT WHERE SUBJECT TO AND SUPERSEDED BY THE BUILDING MANUAL

SUBJECT TO CONDITIONS AS INDICATED



SUBJECT TO CONDITIONS AS INDICATED

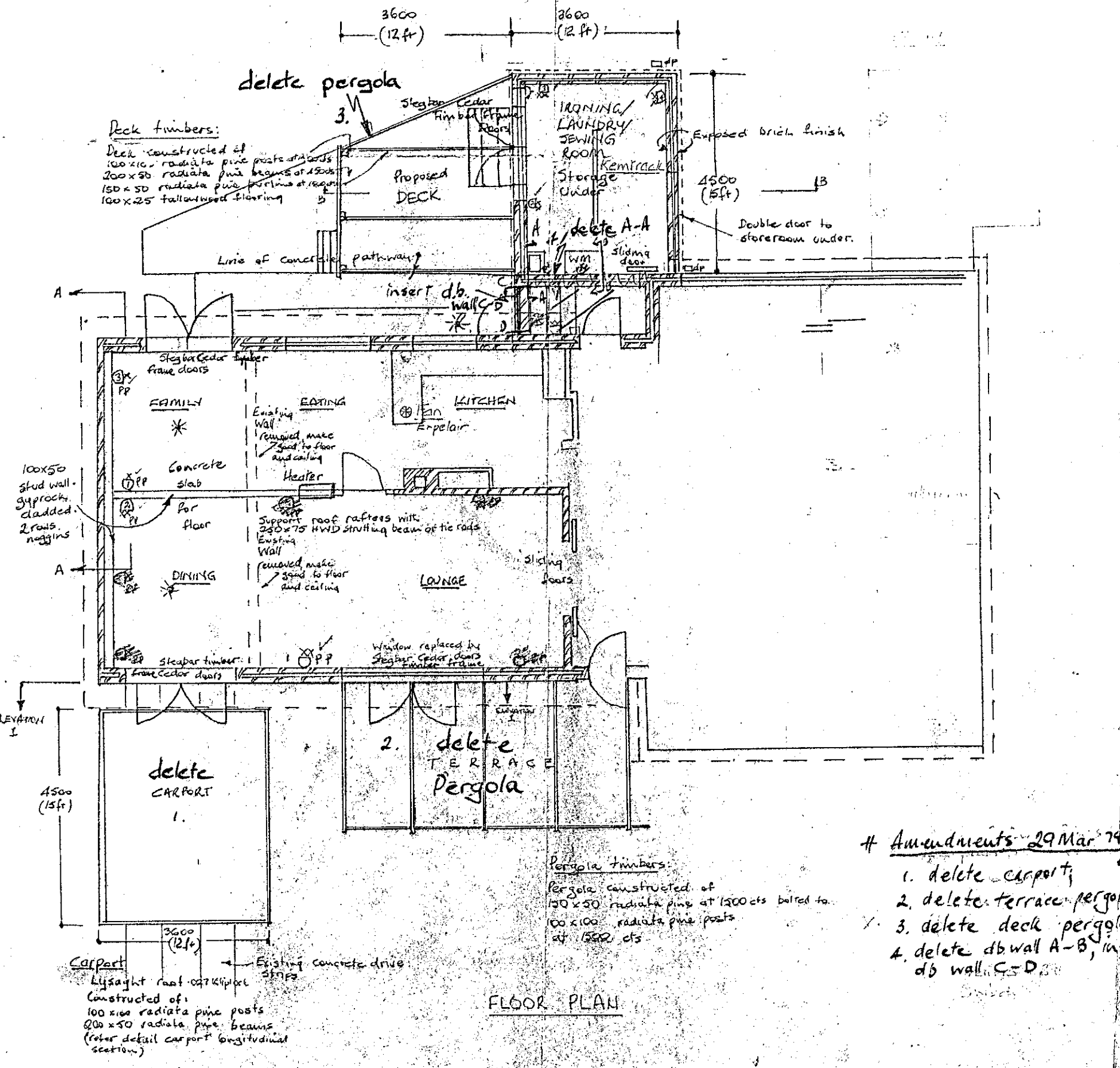
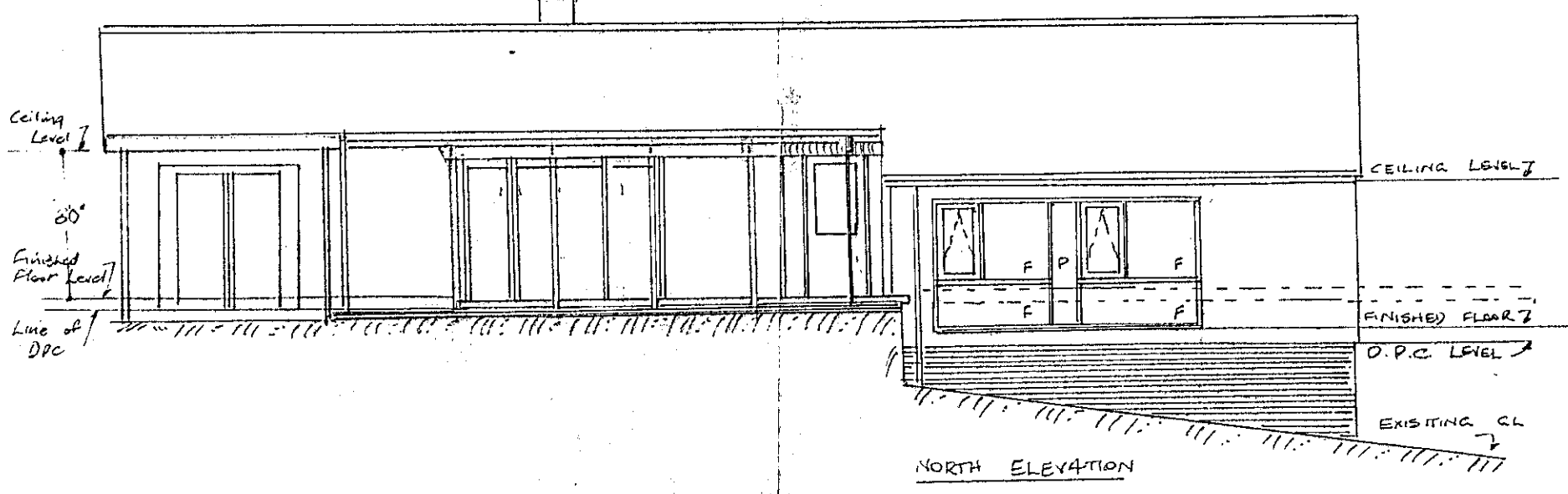
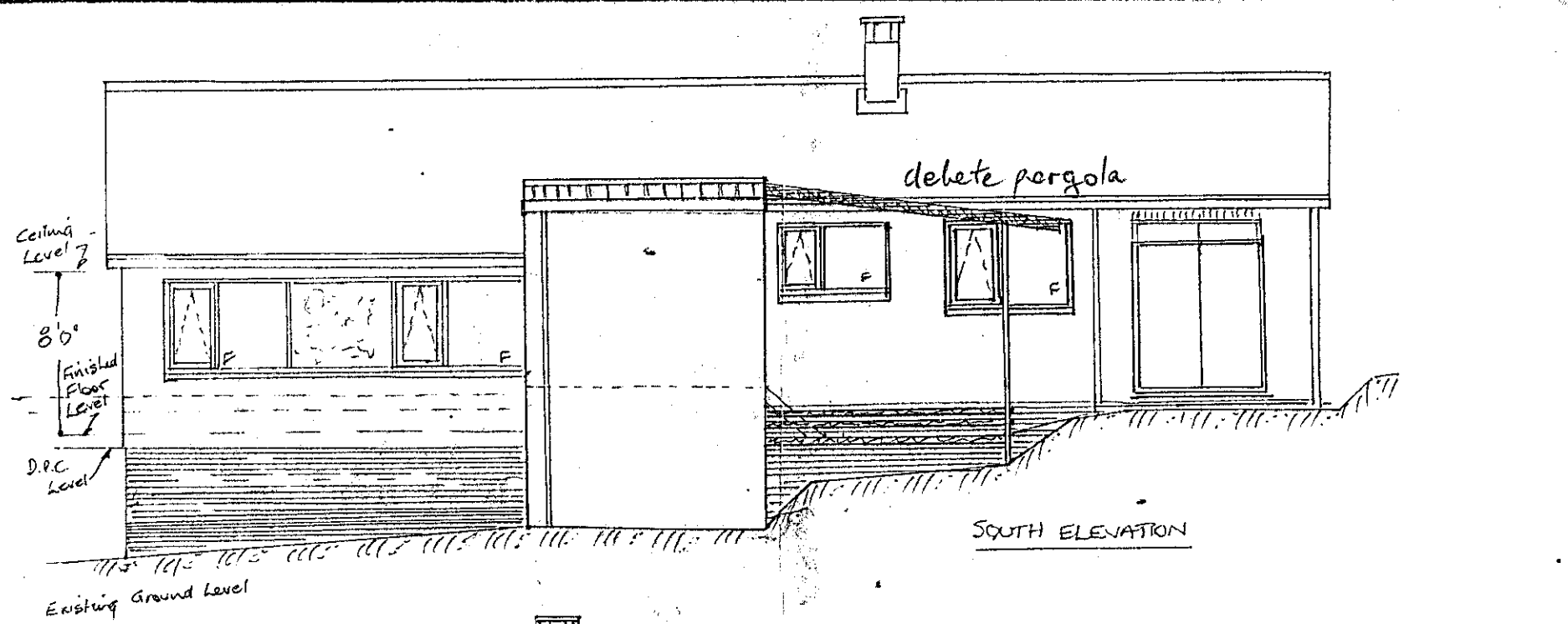
SITE PLAN SCALE 1:50

APPROVED BY
 10/2/78
 9/12/78
 15/12/78

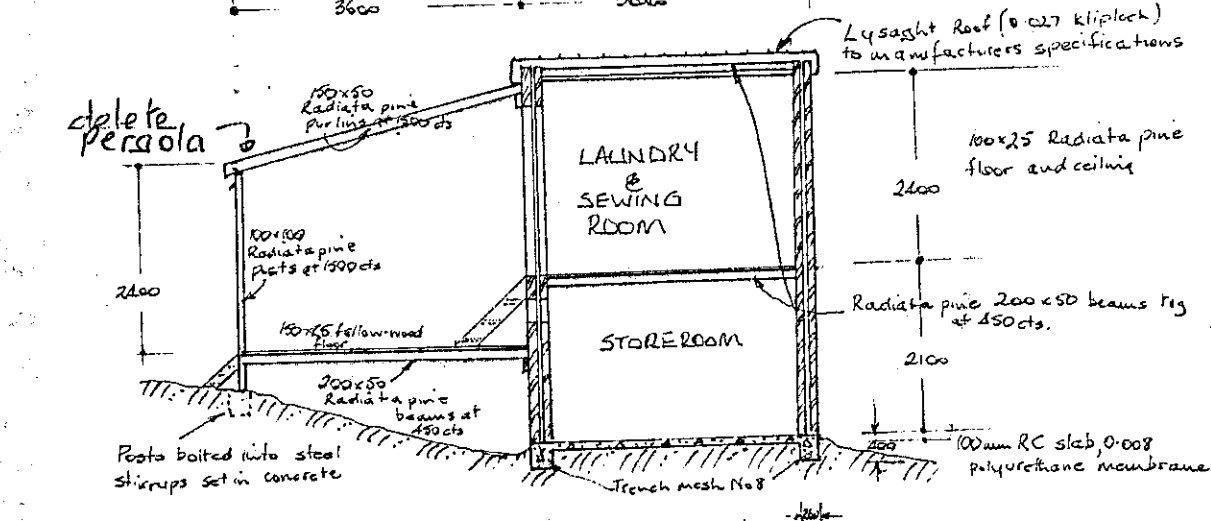
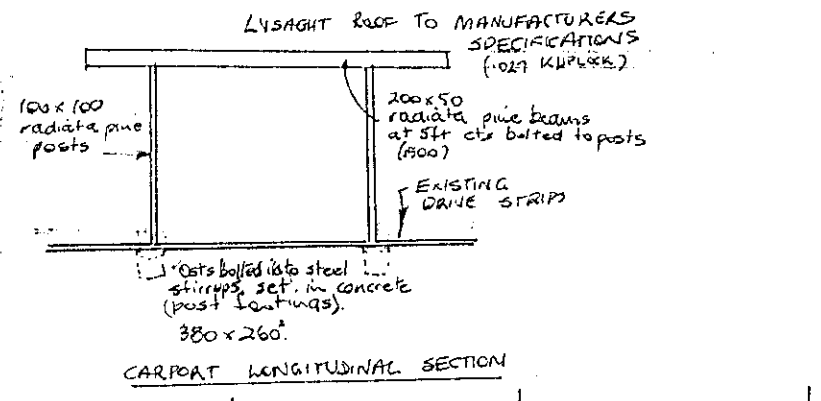
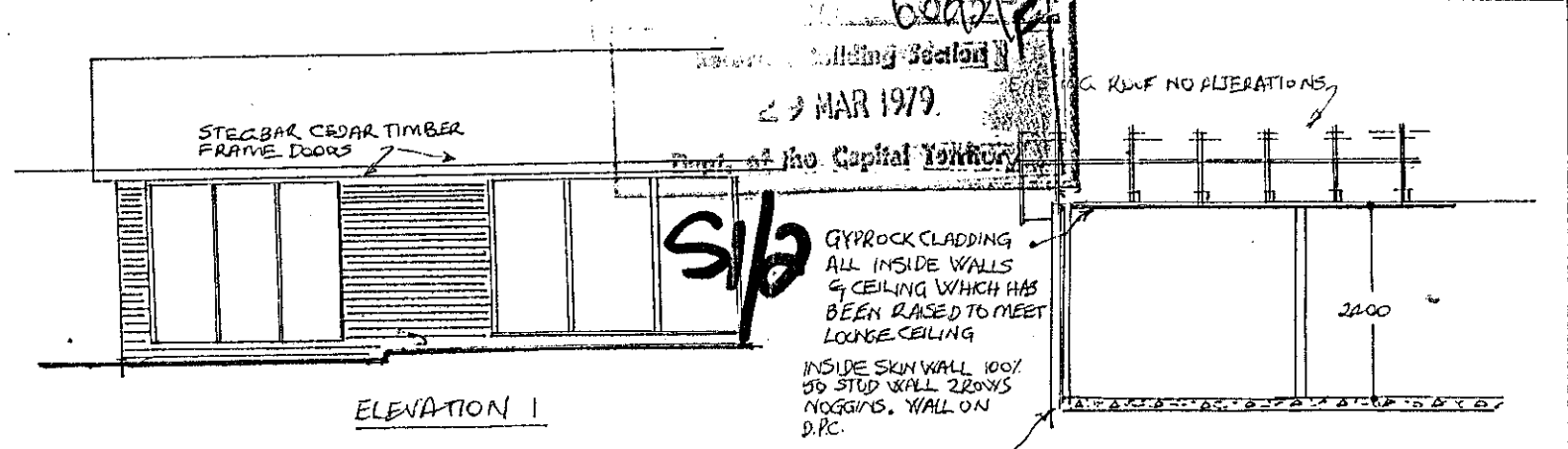
BUILDING DESIGN AND CONSTRUCTION APPROVAL GRANTED SUBJECT TO CONDITIONS AS INDICATED
 3 FEB 1978
 DELEGATE NATIONAL CAPITAL DEVELOPMENT COMMISSION

HOUSE ON • BLOCK 15
 • SECTION 43
 • CAMPBELL

Design partly based on previously approved plans.
 Design & Drawn by J.D. Thomson (G.D. THOMPSON (M.I.E. (AUST.))



- # Amendments 29 Mar 79 #
1. delete carport
 2. delete terrace pergola
 3. delete deck pergola
 4. delete db wall A-B, insert db wall C-D



SECTION B-B
 APPROVED IN RESPECT OF NOMINATED AMENDMENTS No's 1-4 ONLY. ANY OTHER VARIATIONS TO THE ORIGINALLY APPROVED PLAN ARE NOT APPROVED.

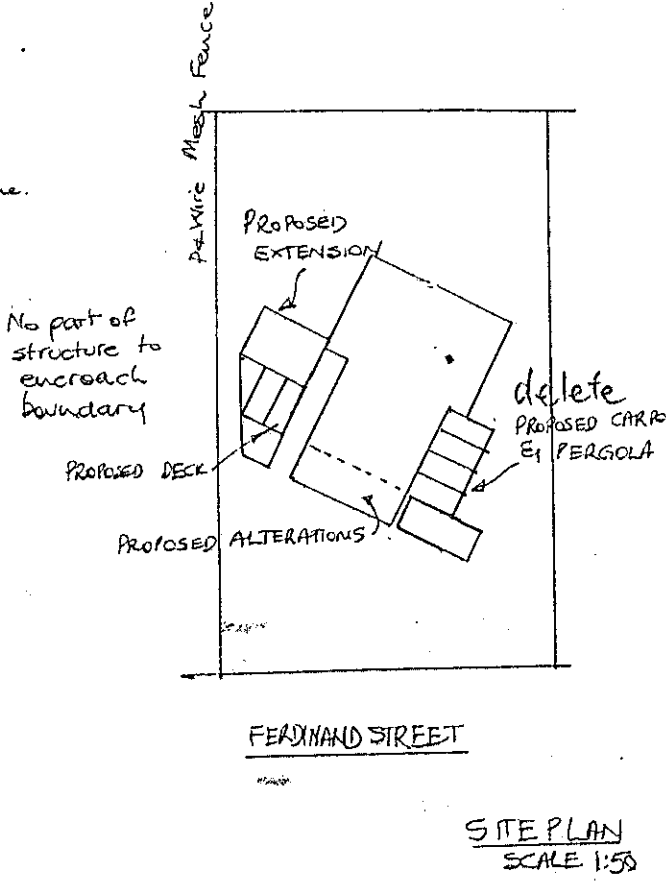
PLANS AND SPECIFICATIONS AND DRAWINGS FOR A...
 ENGINEER FOR WATER SUPPLY...
 CIVIL ENGINEER
 RURAL ENGINEER
 1/19
 1/19

BUILDING WORK SHALL BE CONSTRUCTED IN ACCORDANCE WITH THE APPROVED PLANS THE BUILDING MANUAL ACT, THE NOTATIONS MADE ON THE PLANS AND ANY MATTERS SPECIFIED ON THE BUILDING PERMIT. THE APPROVAL OF PLANS OR THE GRANT OF A BUILDING PERMIT DOES NOT AFFECT THE OPERATION OF ANY OTHER LAW IN THE TERRITORY, NOR DOES IT AUTHORISE THE USE OF THE LAND CONTRARY TO A PROVISION, COVENANT OR CONDITION OF LEASE.
 MODIFICATIONS IF APPLICABLE

BUILDINGS (DESIGN AND SITING) ORDINANCE 1974 AS AMENDED APPROVAL GRANTED
 DELEGATE NATIONAL CAPITAL DEVELOPMENT COMMISSION

HOUSE ON : BLOCK 15
 : SECTION 43
 : CAMPBELL

Design partly based on previously approved plans.
 Design & Drawings J.D. Thomson
 (J.D. THOMPSON (M.I.E. (Aust.))



SITE PLAN SCALE 1:50



11

CERTIFICATE OF OCCUPANCY OR USE

Pursuant to Part V of the Building Ordinance 1972, the building consisting of;

*Brick fireplace and timber pergola
to Residence*

situated at

Block <i>15</i>	Section <i>43</i>	Division <i>Campbell</i>
or situated at		

is considered to be substantially in accordance with the prescribed requirements for occupancy and use, subject to the endorsements listed below .

Approved plan Nos. <i>6092/H # 6092/I</i>		
Type of construction * <i>5</i>	Class of occupancy * <i>X</i>	(* as defined in the Building Manual A.C.T.)
Permit No. <i>37897</i>	Name of permit holder <i>J.D. Thomson</i> OWNER - BUILDER	

Endorsements

.....

.....

.....

.....

.....

.....

.....

.....

.....

.....

The issue of this Certificate does not affect the liability of a person to comply with the provisions of a law of the Territory (including the Building Ordinance) relating to the building work nor does it authorise the use of the land contrary to a provision, covenant or condition of lease .

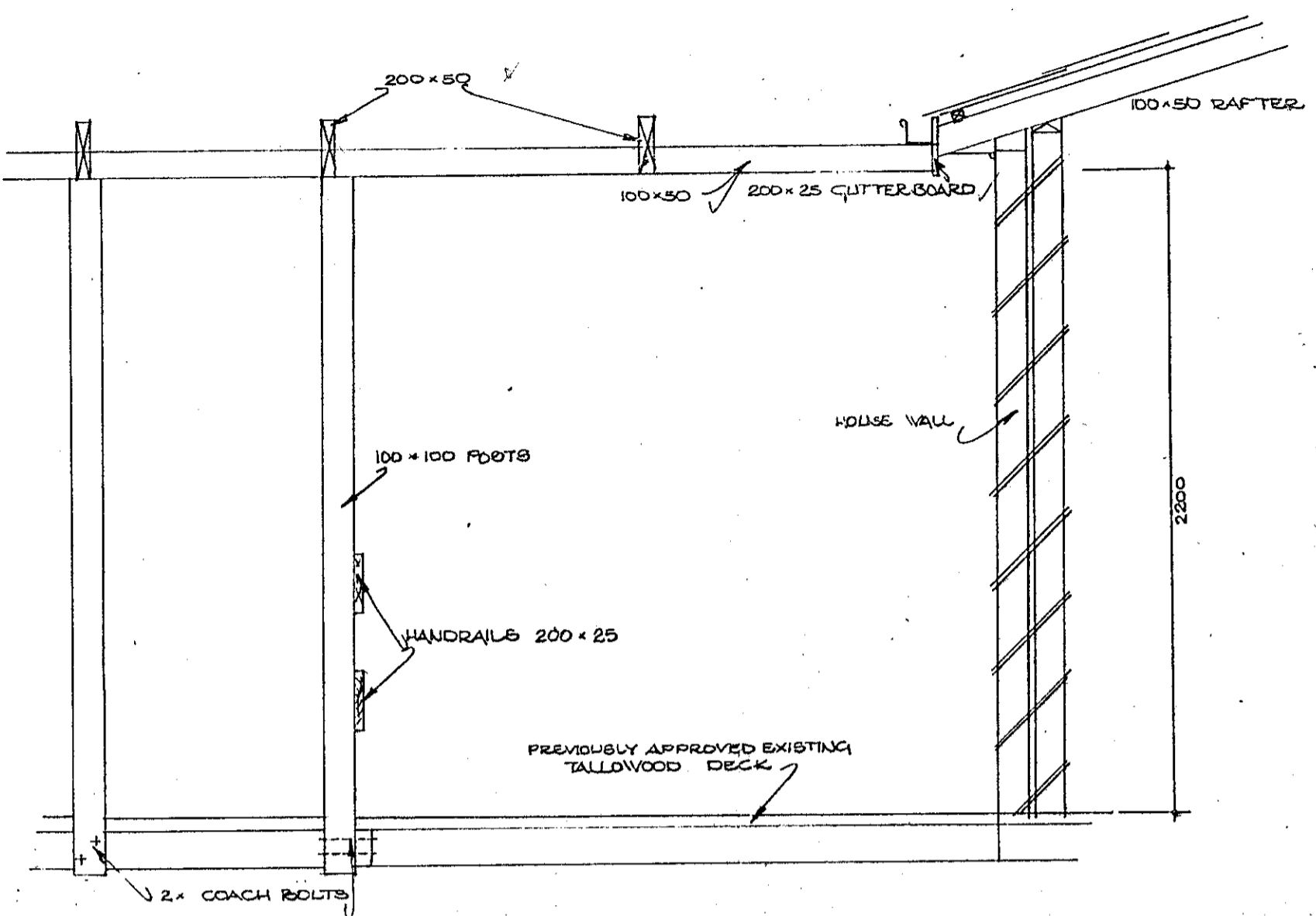
28570

M. Wilson
Deputy Building Controller

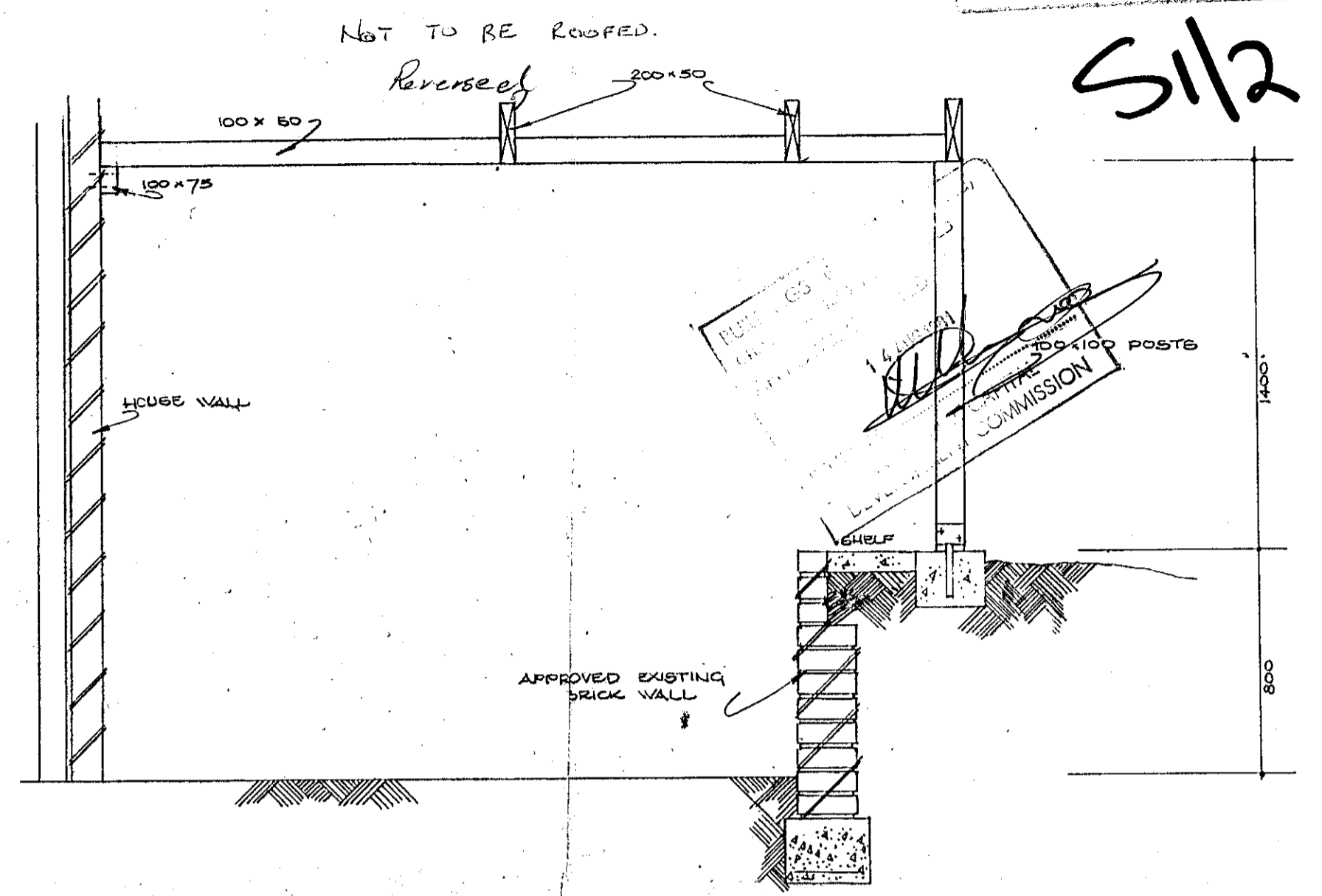
9, 5, 83
date

SEE OVERLEAF

S1/2



CONSTRUCTION MUST COMPLY WITH A.S. 1684.—1979
 TIMBER FRAMING CODE AND RELEVANT SUPPLEMENTS

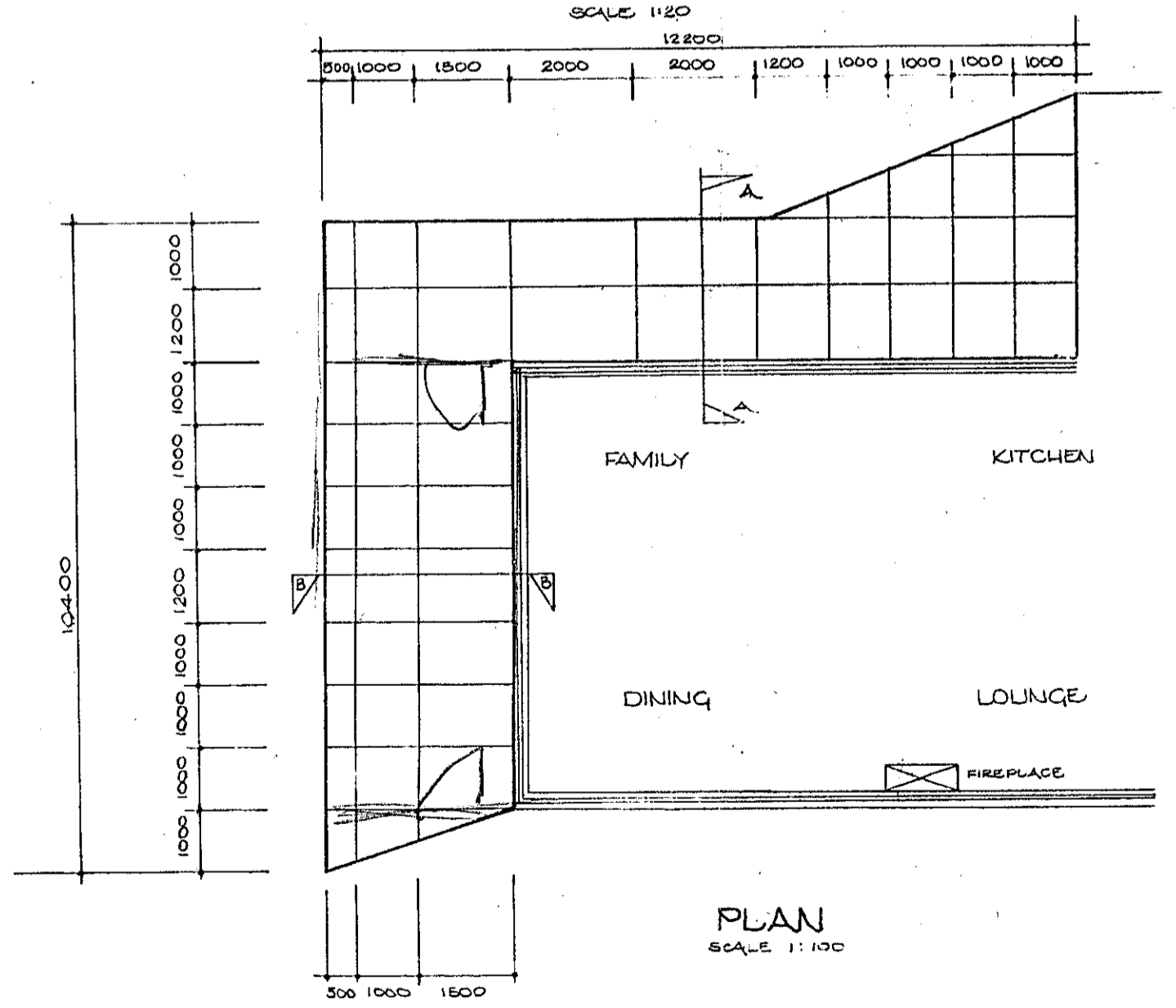


SECTION A-A
 SCALE 1:20

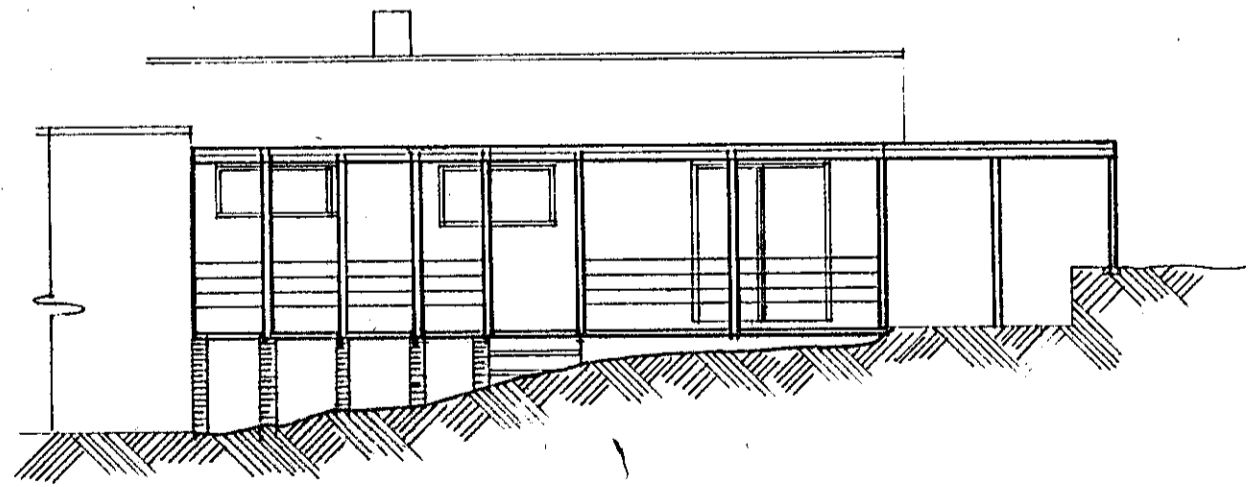
SECTION B-B
 SCALE 1:20

APPROVED FOR CONSTRUCTION BY THE HOLDER OF A CLASS "D" LICENCE.
 CLASS OF OCCUPANCY: RESIDENCE I
 OUTBUILDINGS X
J. Chambers 17 AUG 1981
 DEPUTY BUILDING CONTROLLER

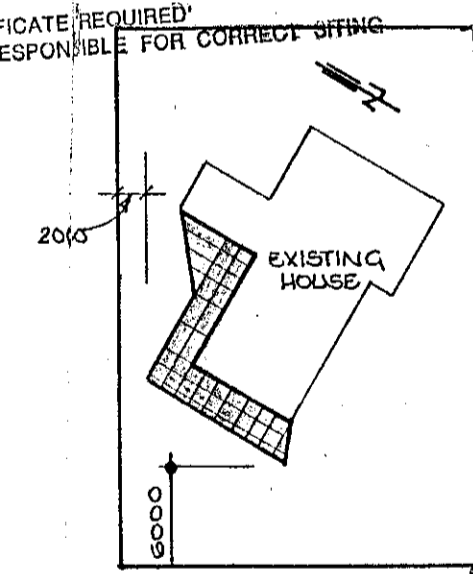
NO SURVEY CERTIFICATE REQUIRED
 LESSEE/BUILDER RESPONSIBLE FOR CORRECT SITING



PLAN
 SCALE 1:100



SOUTH ELEVATION
 SCALE 1:100



SITE PLAN
 SCALE 1:500

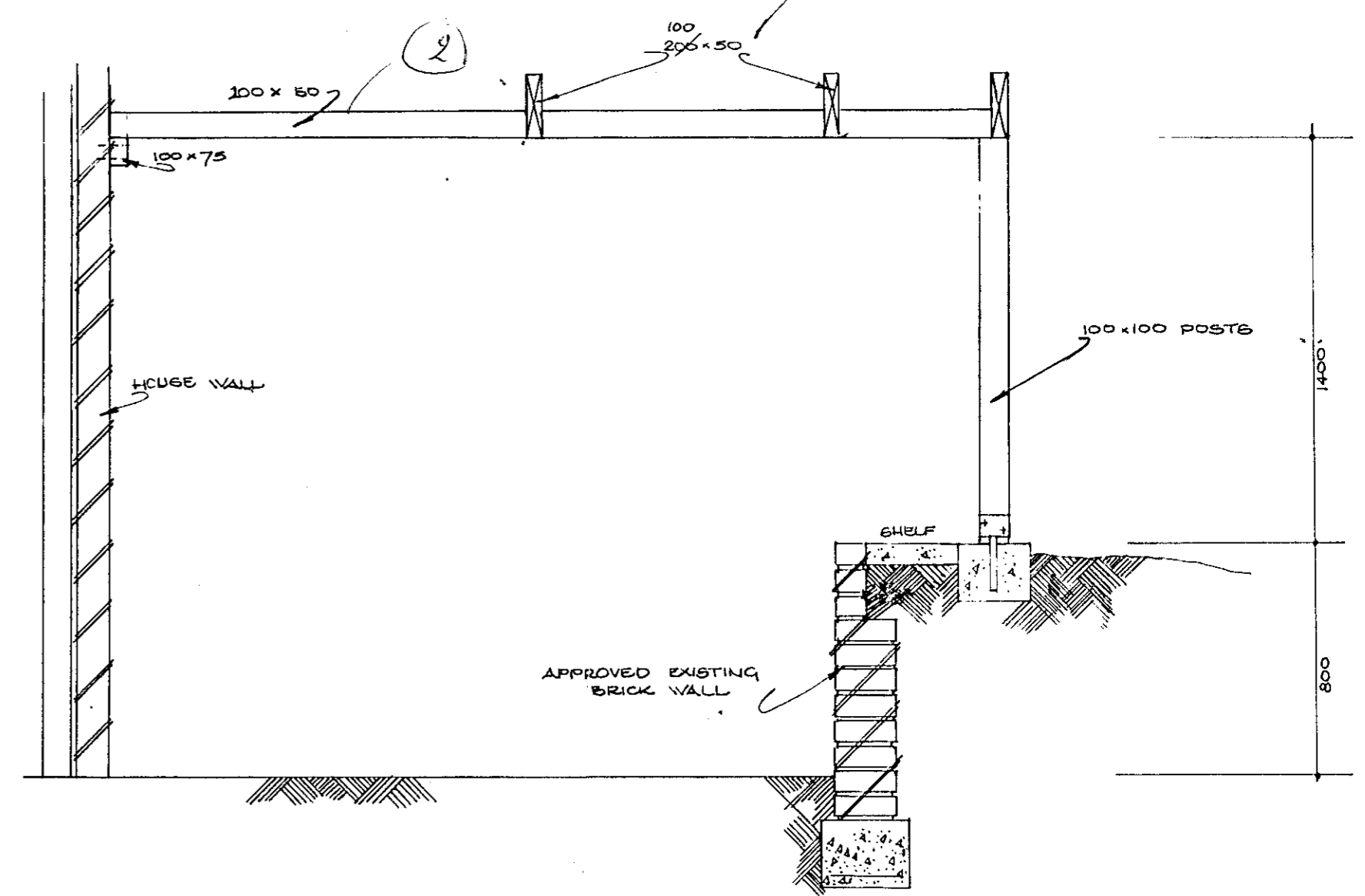
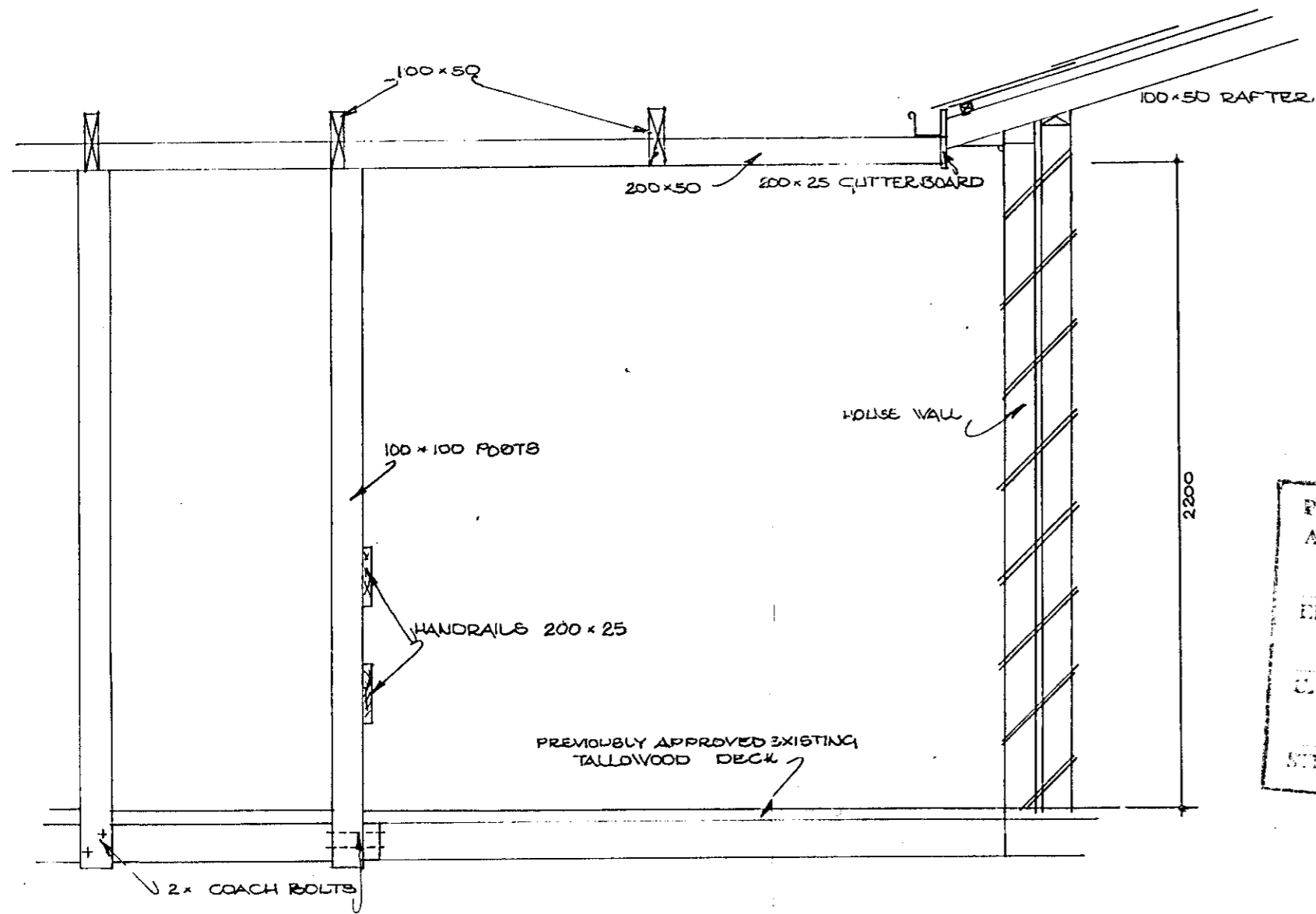
BUILDING WORK SHALL BE CONSTRUCTED IN ACCORDANCE WITH THE APPROVED PLANS THE BUILDER SHALL BE RESPONSIBLE FOR THE APPROVAL OF THE PLANS AND THE APPROVAL OF PLANS OR SPECIFICATIONS SHALL NOT PERMIT THE BUILDER TO MAKE ANY MODIFICATION OF ANY OTHER KIND WITHOUT THE WRITTEN APPROVAL OF THE BUILDING CONTROLLER. THE BUILDER SHALL BE RESPONSIBLE FOR THE CORRECT SITING OF THE PERGOLA.

PLANS AND SPECIFICATIONS EXAMINED AND RECOMMENDED FOR APPROVAL BY	/	/
ENGINEER FOR WATER SUPPLY AND SEWERAGE	/	/
CHIEF ELECTRICAL ENGINEER	/	/
STRUCTURAL ENGINEER	/	/

FIREPLACE TO MANUFACTURER'S SPECIFICATIONS ADDED TO LOUNGE ROOM (PLEASE REFER ATTACHED SPECIFICATIONS)
 PERGOLA TO BE CONSTRUCTED OF:
 1. HORIZONTALS : 200x50
 2. VERTICALS : 100x100 HW OR OREGON
 3. HANDRAILS : 200x25

PROPOSED PERGOLA		BLOCK No	15
		SECTION No	43
CLIENT: Col J.D. THOMSON Ferdinand St Campbell, ACT. G.W. STEVENSON 28 Scattergood Place SPENCE		CAMPBELL	
		Date	
		Scale	1:100 1:20 1:500
		Phone	555281

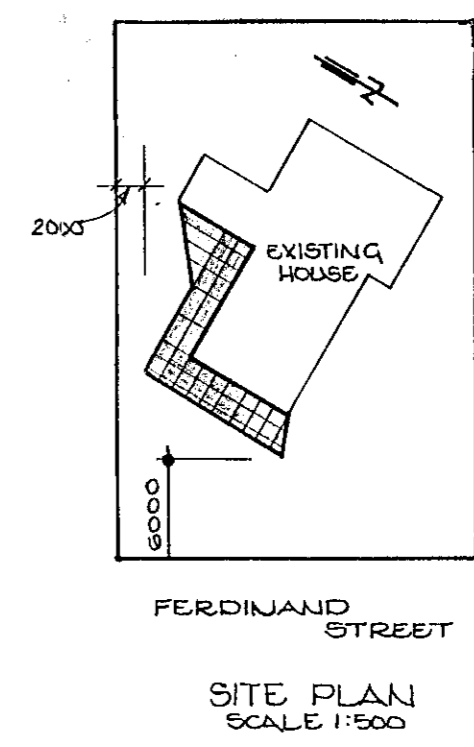
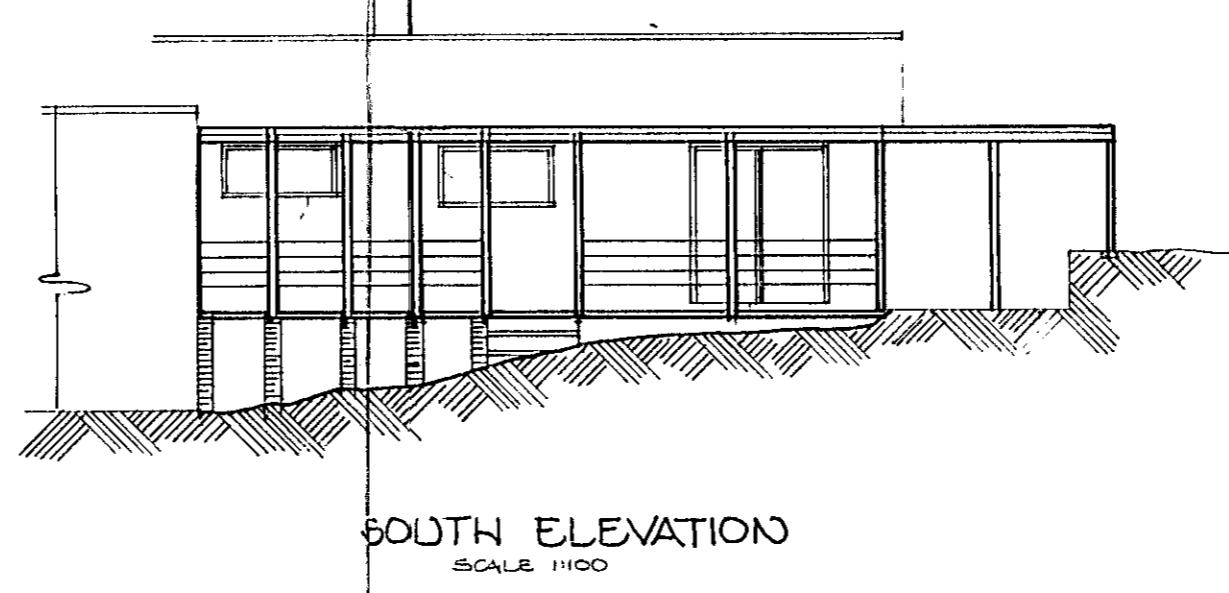
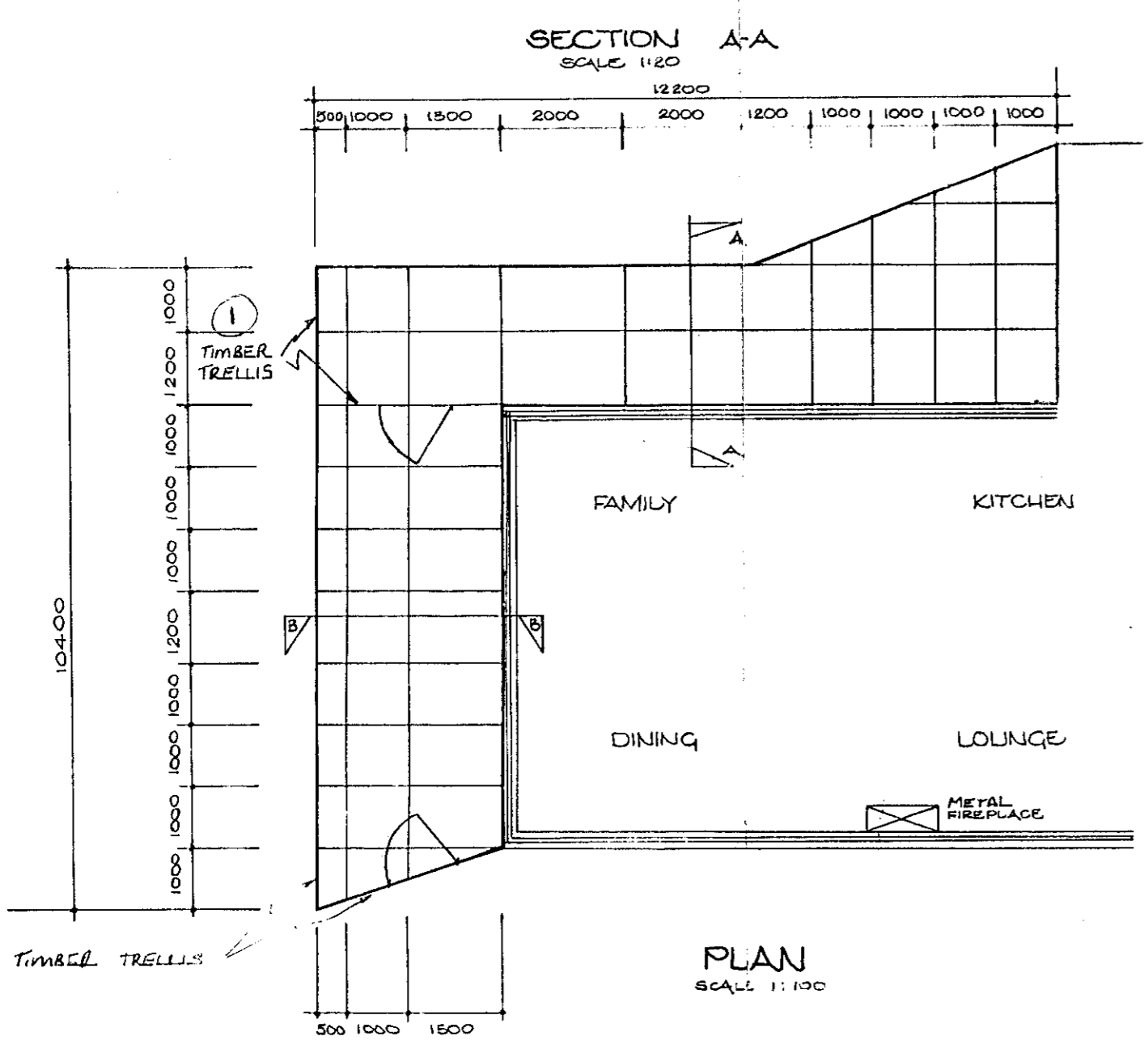
S1/2



PLANS AND SPECIFICATIONS EXAMINED
 AND RECOMMENDED FOR APPROVAL BY
 ENGINEER FOR WATER SUPPLY AND SEWERAGE / /19
 CHIEF ELECTRICAL ENGINEER / /19
 SENIOR CIVIL ENGINEER / /19

APPROVED IN RESPECT OF NOMINATED
 AMENDMENTS No's 1 - 3 ONLY: ANY OTHER
 VARIATIONS TO THE ORIGINALLY APPROVED
 PLAN ARE NOT APPROVED.
J. Thomson 28 JAN 1982
 DEPUTY BUILDING CONTROLLER UNDER
 BUILDING ORDINANCE 1972

BUILDING (DESIGN AND SITING)
 ORDINANCE 1984 AS AMENDED
 APPROVAL GRANTED IN RESPECT OF NOMINATED
 AMENDMENTS ONLY
 - 3 DEC 1981
Detulla
 DELEGATE
 NATIONAL CAPITAL
 DEVELOPMENT COMMISSION



BUILDING WORK SHALL BE CONSTRUCTED IN
 ACCORDANCE WITH THE NATIONAL CAPITAL
 BUILDING AND SITE CONTROL ACT 1984 AND
 THE BY-LAWS AND ANY AMENDMENTS THEREON
 ON THE PLANS AND ANY NOTICES SERVED
 ON THE BUILDING DEPARTMENT. THE APPROVAL OF
 THESE PLANS ON THE PART OF A DEPUTY BUILDING
 CONTROLLER DOES NOT AFFECT THE RESPONSIBILITY OF ANY
 OTHER PARTY IN THE DESIGN OR CONSTRUCTION
 OR THE USE OF THE LAND OR CONSTRUCTION
 TO A PROVISION OF THE ACT OR THE BY-LAWS
 OF THE ACT.

FIREPLACE TO MANUFACTURER'S SPECIFICATIONS
 ADDED TO LOUNGE ROOM (PLEASE REFER ATTACHED
 SPECIFICATIONS)
 PERGOLA TO BE CONSTRUCTED OF:
 1. HORIZONTALS : 200x50
 2. VERTICALS : 100x100 HW OR OREGON
 3. HANDRAILS : 200x25

PROPOSED PERGOLA		BLOCK NO	15
		SECTION NO	43
CLIENT: Col J.D. THOMSON Ferdinand St Campbell, ACT. Q.V. STEVENSON 28 Scattergood Place SPENCE		Date	
		Scale	1:100 1:20 1:500
		Phone	555281

AMENDMENTS 20NDV81
 1. TRELLIS TO OUTSIDE OF PERGOLA, TRELLIS GATES AS SHOWN.
 2. SECTIONS A-A AND B-B: MEMBERS STRUCTURAL NOW 200x50 (WERE 100x50).
 BRACES NOW 100x50 (WERE 200x50).
 3. METAL FIREPLACE FINISHED BY BRICK WORK
 HOOD TO
J.D. Thomson
 28/1/81



APPLICATION FOR APPROVAL OF PLANS

BUILDING SECTION
North Building, Civic Offices,
London Circuit, 491355

67 BL 1/6(7/82)

Cash Register Imprint
NS/FILE No. _____

Name of Applicant: **J. D. THOMSON**
Address: **7 FERDINAND CAMPBELL**
Phone Wk: **650571** Hm: **496207** Postcode: **2213**
Received - Building Section: **22 MAR 1983**

Name of lessee/owner of parcel of land: **AS ABOVE**
Address (show P.O. Box No. if any): _____
Phone Wk: _____ Hm: _____ Postcode: _____

Description of the building work involved in this application: **PLUMBING FOR LAUNDRY**

Description of land on which the building work is to be carried out	Block	Section	Division (Suburb)
	15	43	CAMPBELL

To be specified in accordance with the appropriate classification in the Building Manual.	Type of construction (N/A for Class I or X buildings)	cost \$200
	Class of occupancy	Total floor area where applicable

This application is for:

(please tick appropriate box) New work Amendment to approved plan Amendment to plan not yet approved Details

Design information required under s.32 of the Building Ordinance to be provided by designer/applicant —

Classification of foundation material: Stable Unstable

Wind loading — AS1170: Terrain category Max. design wind speed M/S

Note: Approval is based on design information submitted on plans and above. Competent building consultants should be employed by the owner to advise on technical matters.

I hereby apply for approval of the attached plans, and request that approved plans be—

posted to the applicant's address **J. D. Thomson** 22/3/83
signature of applicant date

held at the counter for collection (telephone advice will be given when ready for collection)

To be completed if application made otherwise than by the lessee / owner, his solicitor or architect.

I hereby authorise the abovenamed applicant of the address indicated to make this application on my behalf

signature of lessee / owner date

FOR OFFICE USE ONLY	<input type="checkbox"/> New work	Plans numbered 6092/0.	Class of licence required
	<input checked="" type="checkbox"/> Amendment to approved plan	Area	Valuation
	<input type="checkbox"/> Amendment to plan not yet approved	Total fees payable	
	<input type="checkbox"/> Details	Plans	
Notify applicant new permit required endorse existing permit	<input checked="" type="checkbox"/> Approved <input type="checkbox"/> Not approved U. B. K... 4 APR 1983 Deputy Building Controller date		Permit fee required



Per No.	Date of Issue	Block	Section	Suburb
53936	4 1583	115	143	CAMPBELL

THIS PERMIT WILL LAPSE 15 months after date of issue unless otherwise extended by the Building Controller. Application for extension must be made before permit lapses and extension fee paid otherwise a new permit is necessary and full permit fee payable. If work is not commenced no refund is payable unless permit is surrendered before it lapses.

ISSUED TO: *NO LONGER THERE*
OH 23-6-92
324

Permit Holder Details

Initials	Surname
J.D.	Thomson

O/B

Address

7 Ferdinand Street,
 Campbell 2601

Nominee (if applicable)

Initials	Surname

CLASS OF BUILDERS LICENCE	<u>N/A</u>	Plan No.	<u>6092J</u>
Register Folio No.		Cost \$	<u>100</u>
Type of Building Construction		Description of Work <u>Alterations for Provision of Storeroom / laundry - sewing Room.</u>	
Class of Occupancy			

ENDORSEMENTS Under Section 36 Inspections - Each stage specified overleaf which applies to the building work must be inspection before proceeding beyond that stage. Stages may be groups as indicated overleaf.

NO BUILDERS LICENCE REQUIRED

0092/K

The building work shall be carried out in accordance with the approved plans, the Building Manual A.C.T., the notations made on the plans and subject to the provisions of the Building Ordinance 1972. The approval of plans or the grant of a building permit does not affect the operation of any other law in the Territory nor does it authorise the use of the land contrary to a provision, covenant or condition of the Crown Lease.

[Signature]
 Deputy Building Controller

AMENDMENT NO 5

TO

BLOCK 15 SECTION 43

CAMPBELL

PLANS/FILE No. 6092/S

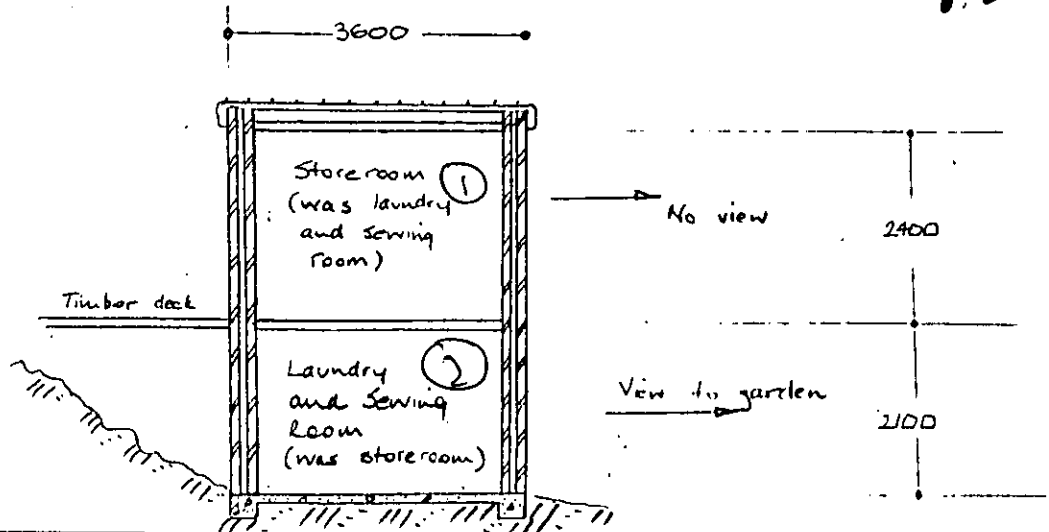
Received Building Section

22 MAR 1983

Dept. of the Capital Territory

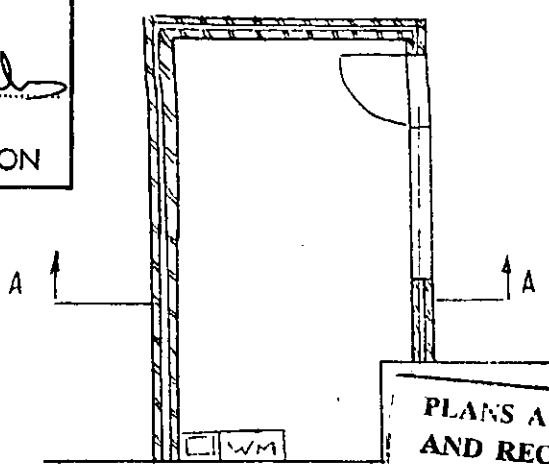
PLANS/FILE NO. 6092/F DATED 17-4-79

S1/2



SECTION A-A

EUILDINGS (DESIGN AND SITING)
 ORDINANCE 1964 AS AMENDED
 APPROVAL GRANTED
 25 MAR 1983
 DELEGATE *[Signature]*
 NATIONAL CAPITAL
 DEVELOPMENT COMMISSION



PLAN OF LOWER LEVEL

PLANS AND SPECIFICATIONS EXAMINED
 AND RECOMMENDED FOR APPROVAL BY
 _____ 7 / 19
 ENGINEER FOR WATER SUPPLY AND SEWERAGE
 _____ / / 19
 CHIEF ELECTRICAL ENGINEER
 _____ / / 19
 STRUCTURAL ENGINEER

BUILDING WORK SHALL BE CONSTRUCTED IN ACCORDANCE WITH THE APPROVED PLANS THE BUILDING MANUCLAL ACT, THE NOTATIONS MADE ON THE PLANS AND ANY MATTERS SPECIFIED ON THE BUILDING PERMIT. THE APPROVAL OF PLANS OR THE GRANT OF A BUILDING PERMIT DOES NOT AFFECT THE OPERATION OF ANY OTHER LAW IN THE TERRITORY, NOR DOES IT AUTHORISE THE USE OF THE LAND CONTRARY TO A PROVISION, COVENANT OR CONDITION OF LEASE.
 MODIFICATIONS IF APPLICABLE

APPROVED IN RESPECT OF NOMINATED AMENDMENTS No's 1-2 ONLY. ANY OTHER VARIATIONS TO THE ORIGINALLY APPROVED PLAN ARE NOT APPROVED

[Signature]

14 APR 1983

DEPUTY BUILDING CONTROLLER UNDER BUILDING ORDINANCE 1972

From: J.O. Thomson MIE (Aust.), CPEng.

Act Building Control

City Box 158

Canberra ACT 2601

Dear Sir,

BUILDING NOTE 20

The attached plan A provides details of a laundry converted to urinals. The plan was approved in 1978. The "new door" as drawn and built is through a wall and is structural sufficient.

The second attached plan B indicates a wooden staircase not shown on the sections of the plan previously approved. The wooden staircase as built is, in my opinion, structurally sufficient, sound and stable, and conforms with the Building Code of Australia.

Yours faithfully

J.O. Thomson

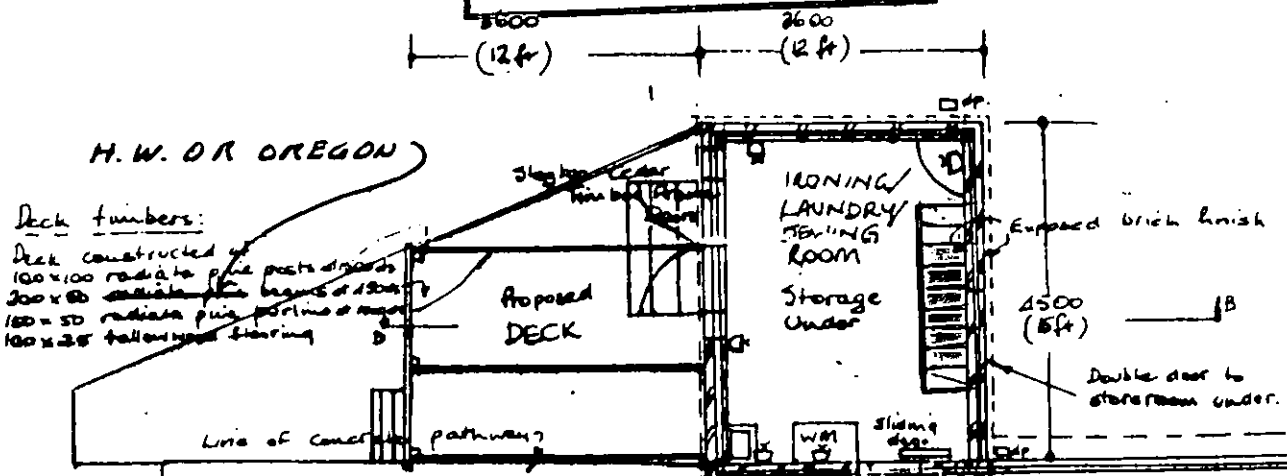
National Professional Engineers Register
Practising Certificate No M/N/15228.

Exempt Work

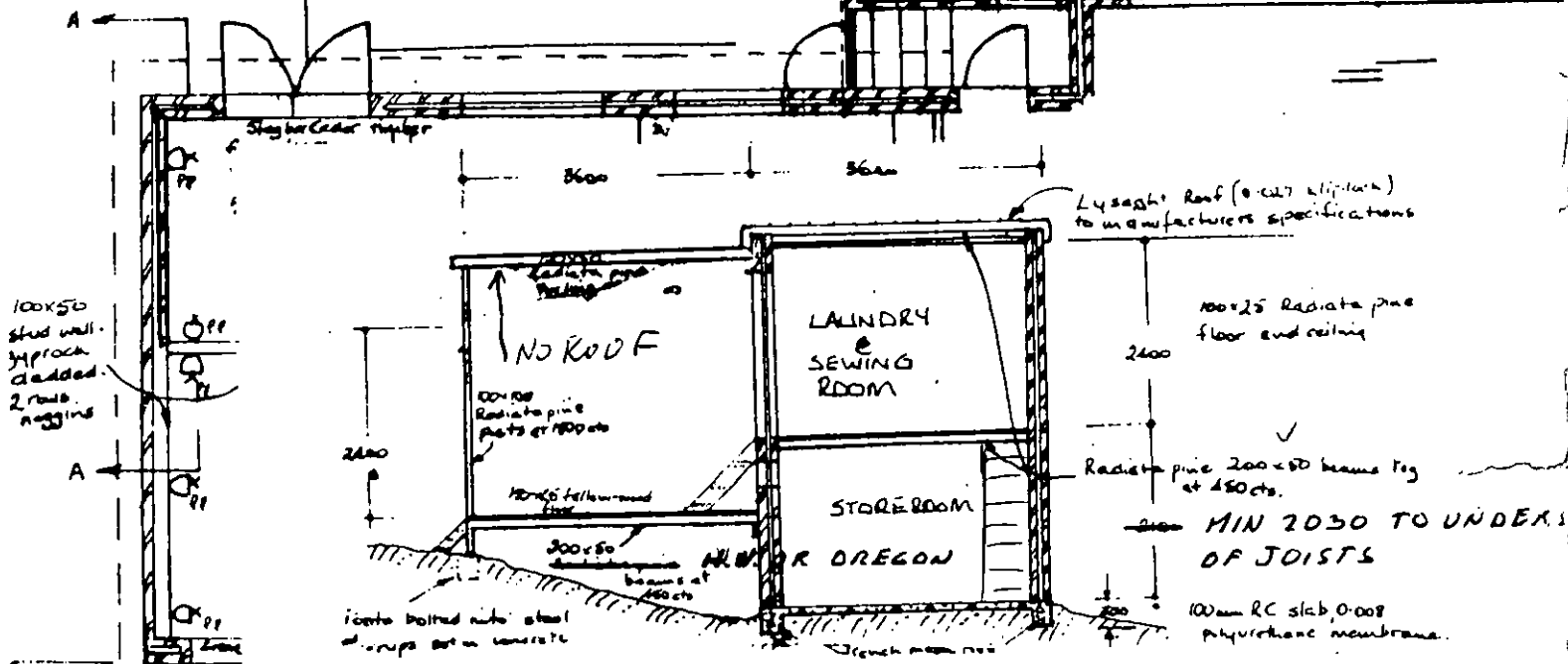
Pursuant to Section 6 of
the ACT Building Act 1972.

Exempt Work
 Pursuant to Section 6 of
 the ACT Building Act 1972.

NORTH ELEVATION



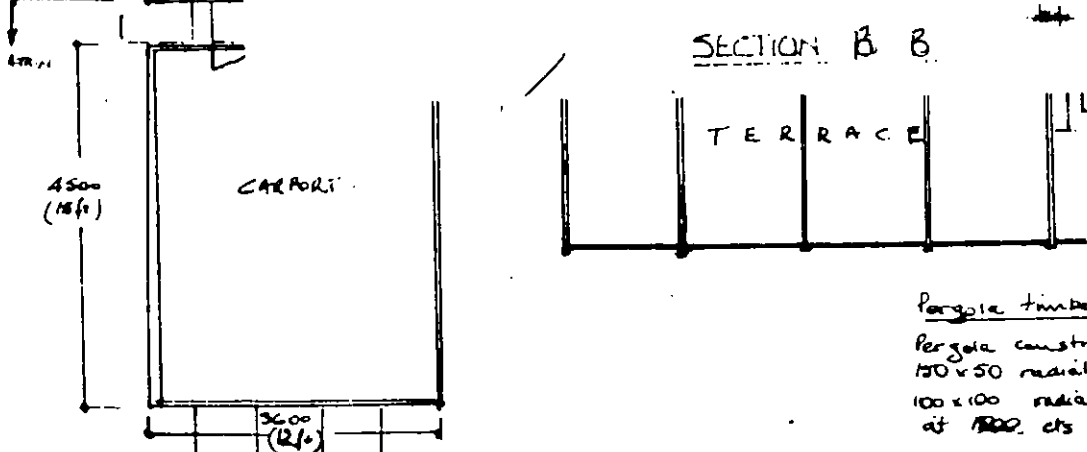
Deck timbers:
 Deck constructed of
 100x100 radiata pine posts at 1200 cts
 300x50 radiata pine beams at 1200 cts
 100x50 radiata pine joists at 1200 cts
 100x25 hollow wood flooring



SECTION B B

SUBJECT TO CONDITIONS AS INDICATED

1.0m MIN



FLOOR PLAN

BLOCK 15
 SECTION A'S
 CAMPBELL

- RADATA PINE, USED EXTERIOR TO BE TREATED
- MAINTAIN CAVITIES

Carport:
 Lysaght roof (0.027 slip-lark)
 Constructed of:
 100x50 radiata pine posts
 200x50 radiata pine beams
 (refer detail carport longitudinal section)

Pergola timbers:
 Pergola constructed of
 150x50 radiata pine at 1500 cts bolted to
 100x100 radiata pine posts
 at 1800 cts



Department of Urban Services
ACT Building Control

Certificate of Occupancy and Use

92

Pursuant to Part V of the Building Act 1972, the Building works consisting of

Five place a five

Situated at

Suburb	Section	Block	Unit
<i>Campbell</i>	<i>43</i>	<i>15</i>	

and

Approved Plan No.

6092/2

Type of Construction*

Class of Occupancy*

1

Permit No.

Name of Permit Holder

Dyseed PL

*as defined under the Building Act 1972

is considered to be in accordance with the prescribed requirements and is certified as

- fit for occupancy or use pursuant S 53(2)
- fit for occupancy or use pursuant S 53(3)
- fit for occupancy or use pursuant S 53(4) subject to the endorsements listed below
- fit for occupancy or use of part of the building pursuant to S 53(6)
- completed pursuant to S 53(10)
- completed pursuant to S 53(11)

Endorsements pursuant to notice under Section 53(4)

95784

Deputy Building Controller

Roane 9 1 11 96

The issue of this Certificate does not affect the liability of a person to comply with the provisions of a law of the Territory (including the Building Act) relating to the building work nor does it authorise the use of the land contrary to a provision, covenant or condition of lease.

**This is a valuable document
keep it in a safe place**

6092/L

PLANS/FILE No.
Received ACT Building Control
22 FEB 1996
ACT Government Services

S/L

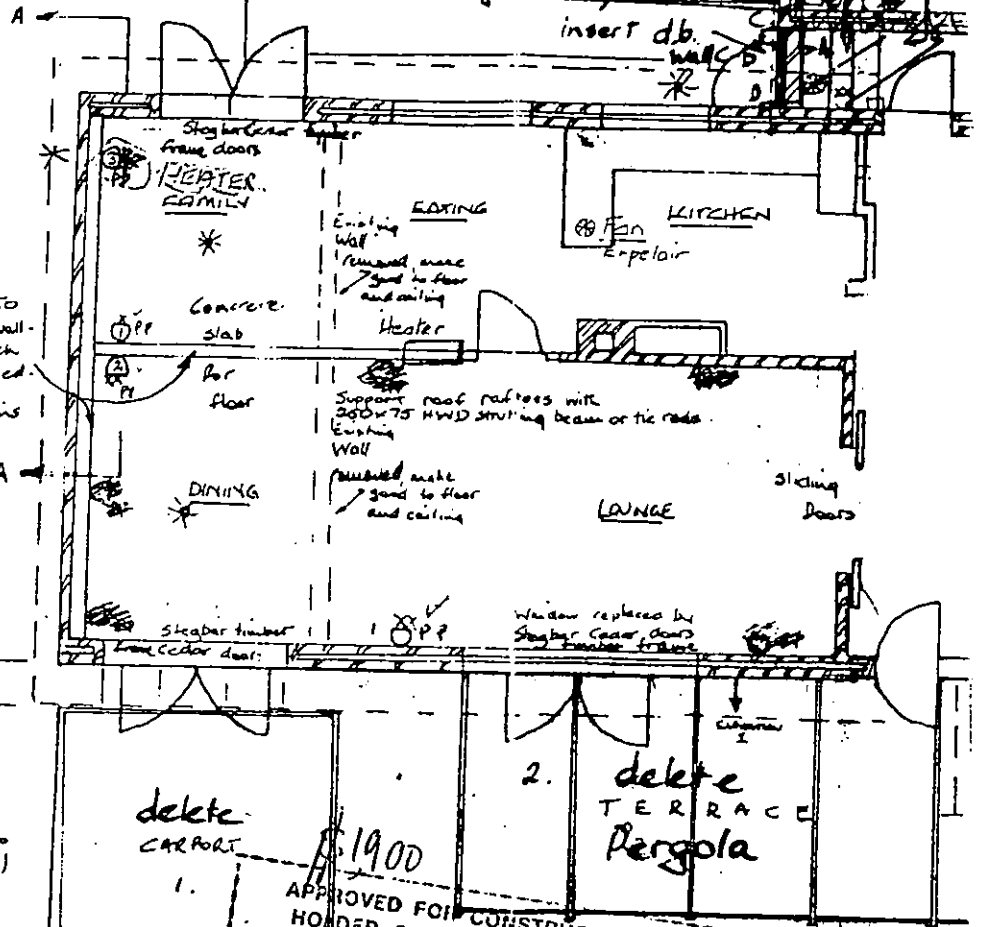
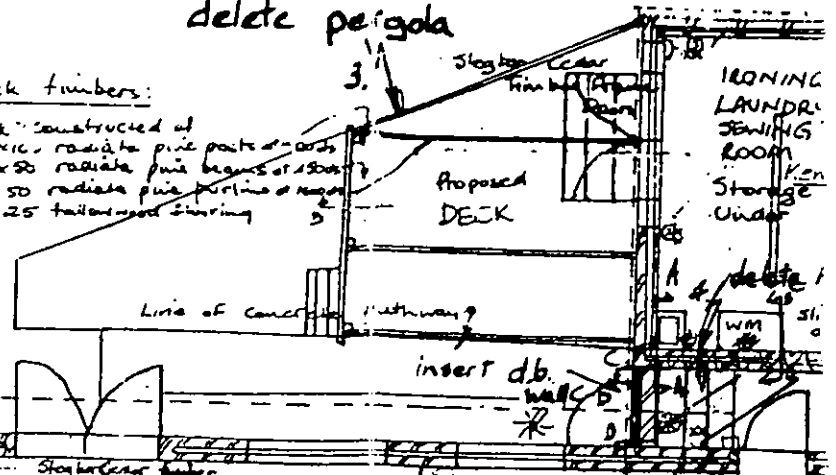
15-113 Campbell
Osborne

3600 (12ft) 3600 (12ft)

delete pergola

Deck timbers:

Deck constructed of:
100x100 radiata pine posts at 4000
200x50 radiata pine beams at 1500
150x50 radiata pine joists at 400
100x25 tailwood string



APPROVED FOR CONSTRUCTION BY THE
HOLDER OF A "D" CLASS LICENCE.
TYPE OF CONSTRUCTION REQUIRED.
CLASS OF OCCUPANCY.

06 MAR 1996
DEPUTY BUILDING CONTROLLER UNDER
BUILDING ACT 1972.

Pergola timber
Pergola constr
100x50 radial
100x100 radial
at 800 c/c

FLOOR PLAN

Carport
Lysaght roof of 7/12 pitch
Constructed of:
100 mm radiata pine posts
200x50 radiata pine beams
(refer detail carport longitudinal section)

THIS APPROVAL DOES NOT SUPERSEDE THE
REQUIREMENTS OF THE BUILDING CODE OF
AUSTRALIA



BURNING LOG

84

AUTHORISED DISTRIBUTOR
DYSEED PTY LIMITED
Corner of Maryborough and Wollongong Streets, Fyshwick
P.O. Box 708, Fyshwick A.C.T. 2609
~~Phone (062) 80 6350~~ (062) 80 6350
Phone (062) 806021 FAX (062) 391930

APPLICATION FOR PLAN APPROVAL AND BUILDING PERMIT

BLOCK 15 SECTION 43 SUBURB Campbell

CLIENTS NAME: Osborne

TYPE/MODEL OF HEATER: Warmala Ranger 2500

ACCREDITATION AUTHORITY: Amdel

FLUE DESCRIPTION: Tride

HEARTH DESCRIPTION: (Owners HEARTH)

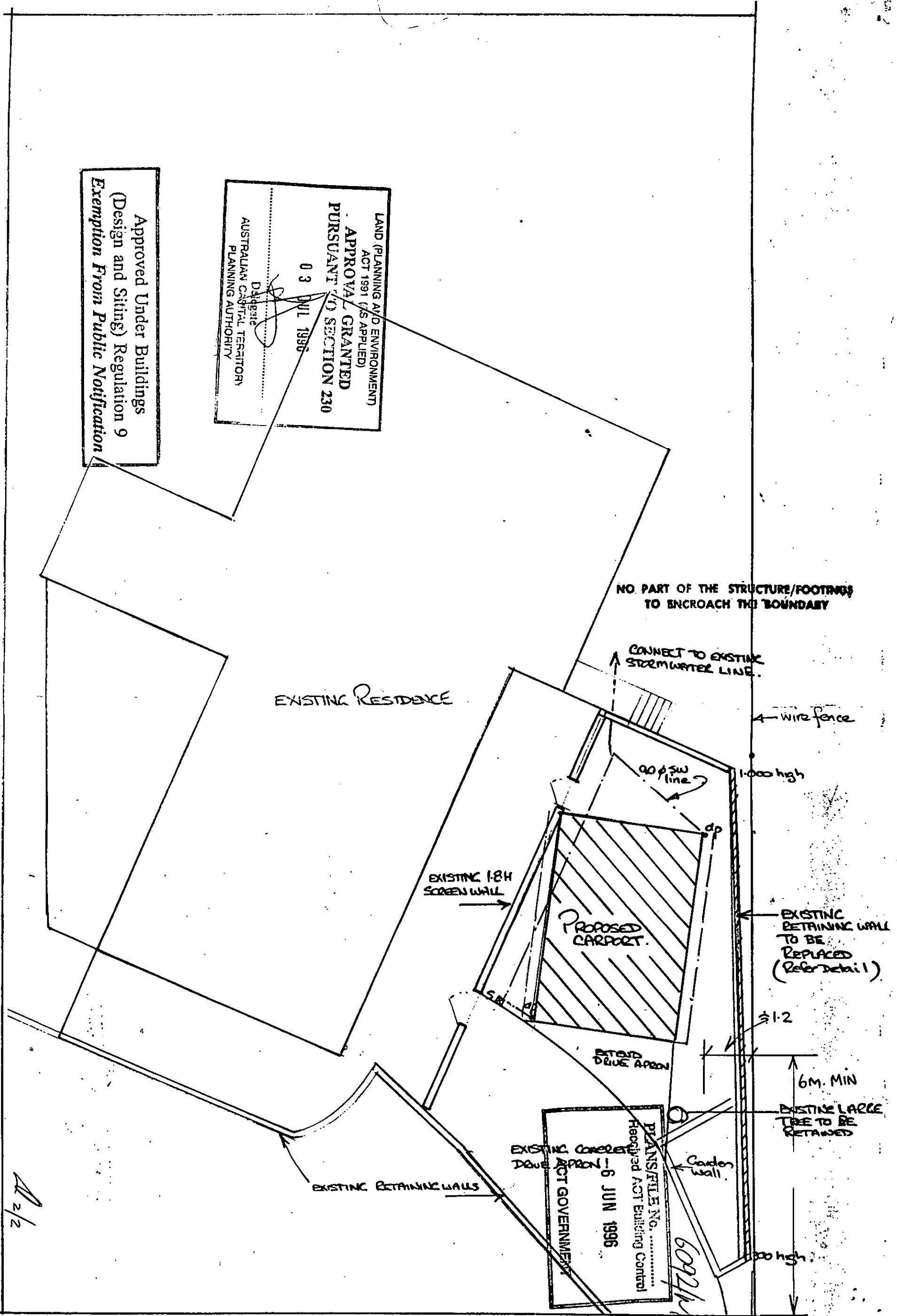
ROOF TYPE: Tile

REAR WALL TYPE: Gyprock

LICENCE NO. 2762 (CLASS D) HELD BY: J. CAREY (DYSEED P/L)

Approved Under Buildings
(Design and Siting) Regulation 9
Exemption From Public Notification

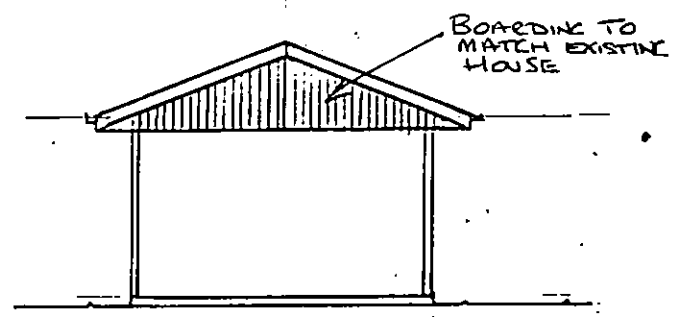
LAND (PLANNING AND ENVIRONMENT)
ACT 1991 (AS APPLIED)
APPROVAL GRANTED
PURSUANT TO SECTION 230
03 JUL 1996
Delegate
AUSTRALIAN CAPITAL TERRITORY
PLANNING AUTHORITY



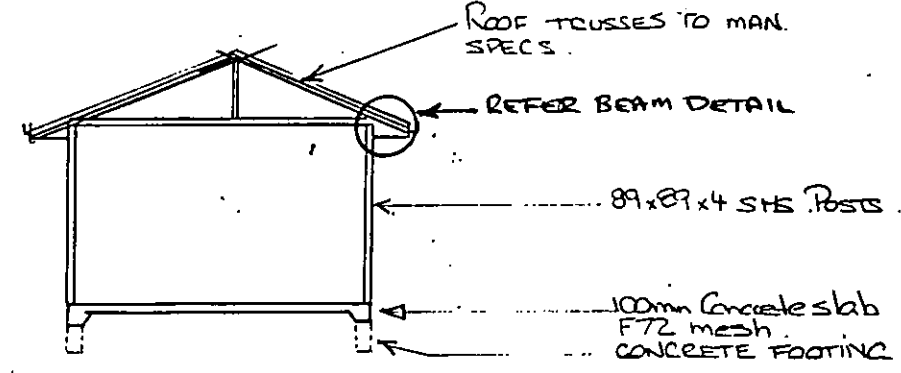
SITE PLAN
(1:100)

BLOCK 15 SECTION 43
CAMPBELL

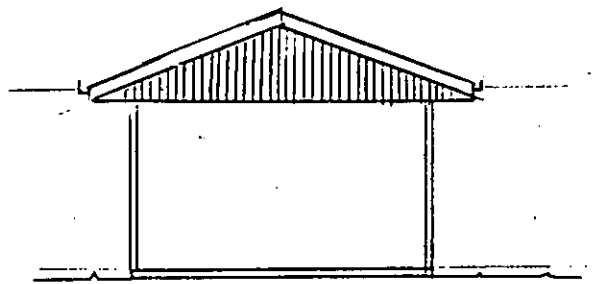
5704



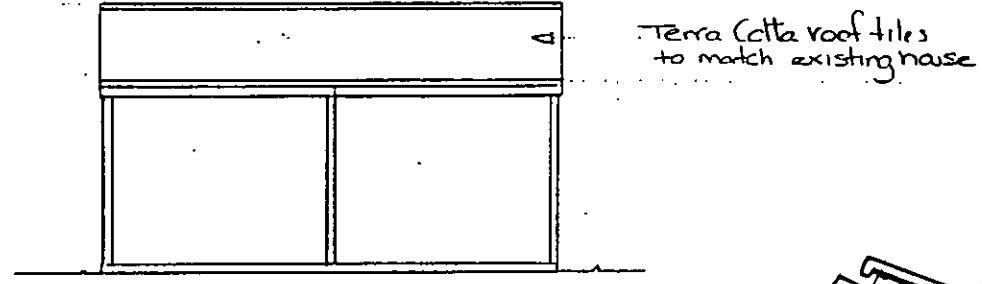
ELEV 3
(1:100)



SECTION XX
(1:100)

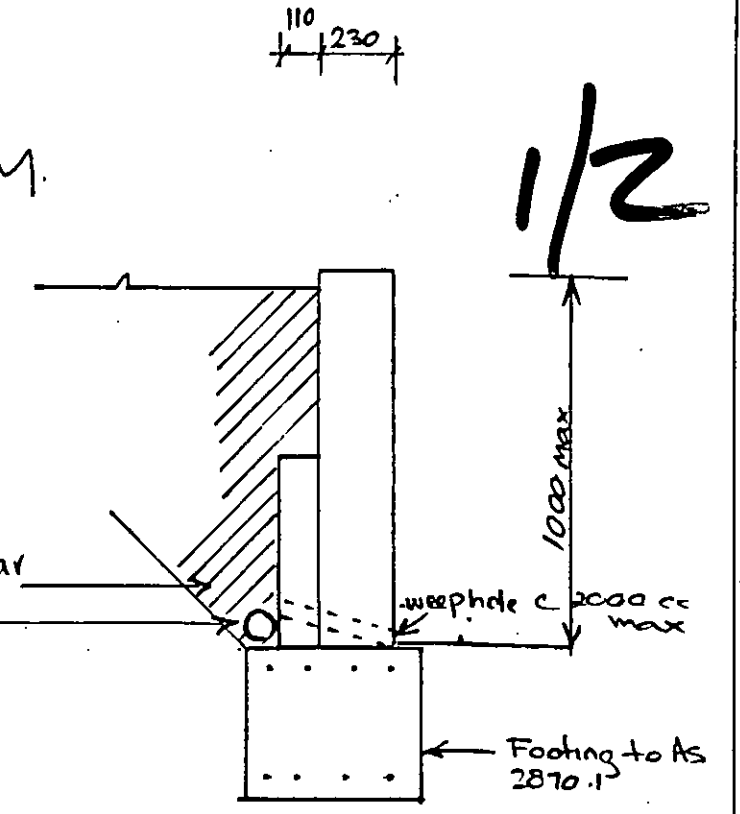


ELEV 1
(1:100)



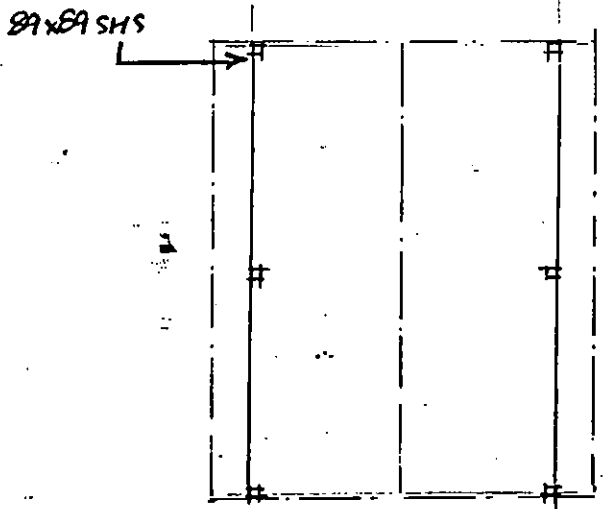
ELEV 2
(1:100)

6092/M
PLANS/FILE No.
Received ACT Building Control
- 6 JUN 1996
ACT GOVERNMENT



BRICK RETAINING WALL DETAIL
N/S.

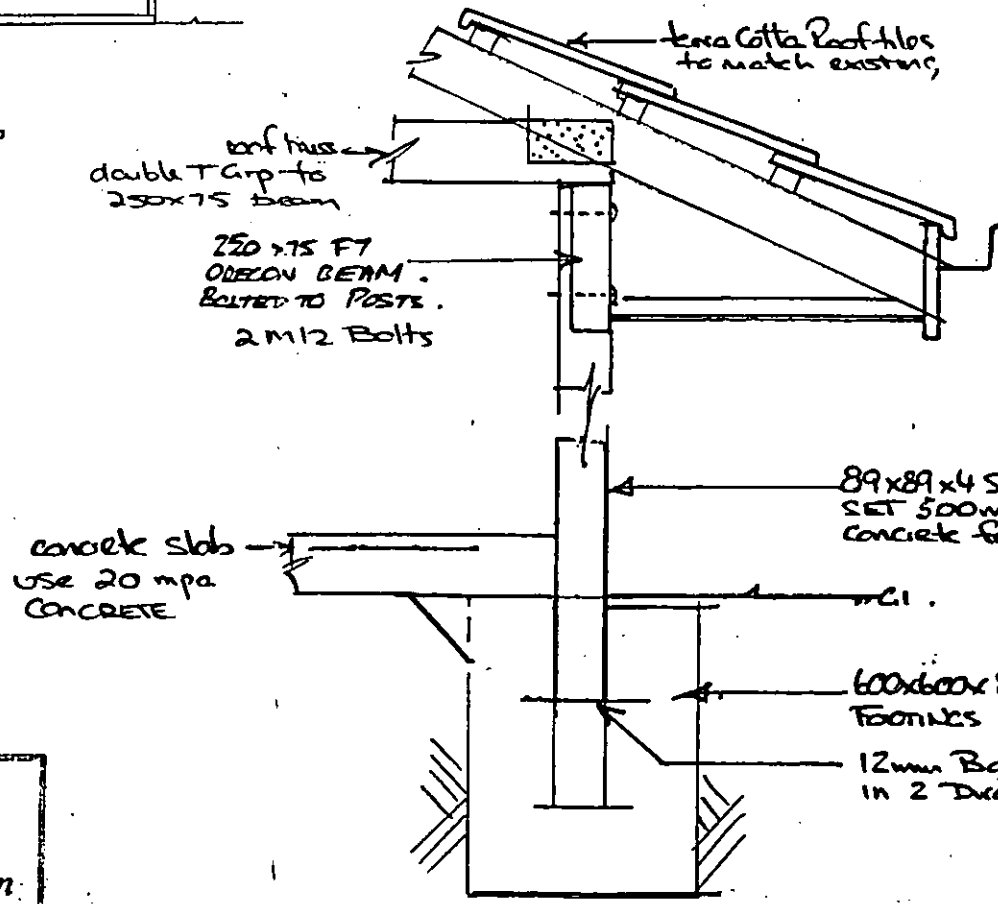
PLUMBING INSPECTORS
NORTH O.K.
g.house 12/6/96



PLAN
(1:100)

LAND (PLANNING AND ENVIRONMENT)
ACT 1991 (AS APPLIED)
APPROVAL GRANTED
PURSUANT TO SECTION 230
03 JUL 1996
Delegate
AUSTRALIAN CAPITAL TERRITORY
PLANNING AUTHORITY

Approved Under Buildings
(Design and Siting) Regulation 9
Exemption From Public Notification



FOOTING + BEAM DETAIL
N/S

APPROVED FOR CONSTRUCTION BY THE
HOLDER OF A "C" CLASS LICENCE.
TYPE OF CONSTRUCTION REQUIRED: N/A
CLASS OF OCCUPANCY: 10a
3/7/96
DEPUTY BUILDING CONTROLLER UNDER
BUILDING ACT 1972. \$14,000

THIS APPROVAL DOES NOT SUPERSEDE THE
REQUIREMENTS OF THE BUILDING CODE OF
AUSTRALIA

Impact
design builders

15 Armytage Circuit
Kambah ACT 2902
Tel: (06) 296 3043
Fax: (06) 296 3038
PTY LTD
ACN 308 599 282

PROPOSED CARPORT for
Mr + Mrs OSBURNE
BLOCK 15 SECTION 43
15-5-96
DRAWN [Signature]
CAMPBELL



ACT Building, Electrical and Plumbing Control

GPO Box 1908, Canberra ACT 2601

Certificate of Occupancy and Use

Certificate No. **041812N1C1**

This Certificate is issued in accordance with Section 69 (2) of the Building Act.

The building work listed on this certificate has been completed substantially in accordance with the prescribed requirements and is considered fit for occupation and use.

Builder DOWSE BUILDING PTY LTD	Suburb CAMPBELL	Section 43	Block 15
Notice of Intention to Start Work Number 041812N1	Plan 041812/A		


Building Work

Nature of Work	Project Item Description	Unit	Other Description	Class of Occupancy	Type of Construction
ADDITIONS TO	RESIDENCE		INCLUDING ALTERATIONS TO RESIDENCE	1a (i)	NA
NEW	WALL		NEW RETAINING & SCREEN WALL (EXEMPT WORK)	10b	NA

Comments

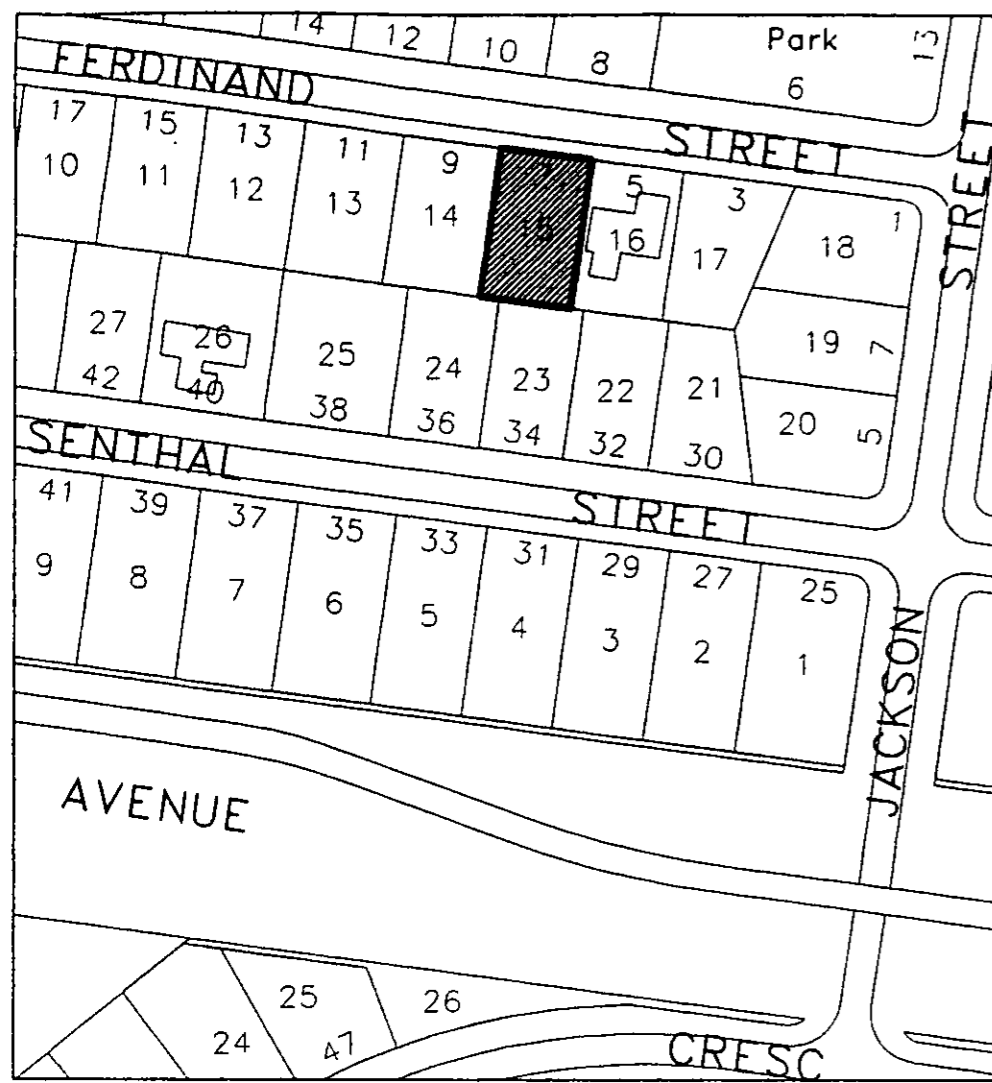
Important note:

1. Residential building statutory warranties and residential insurance does not apply in relation to building work.
2. The issue, under this Part, of a certificate in respect of a building or portion of a building does not affect the liability of a person to comply with the provisions of a law of the Territory (including this Act) relating to the building or portion of the building.

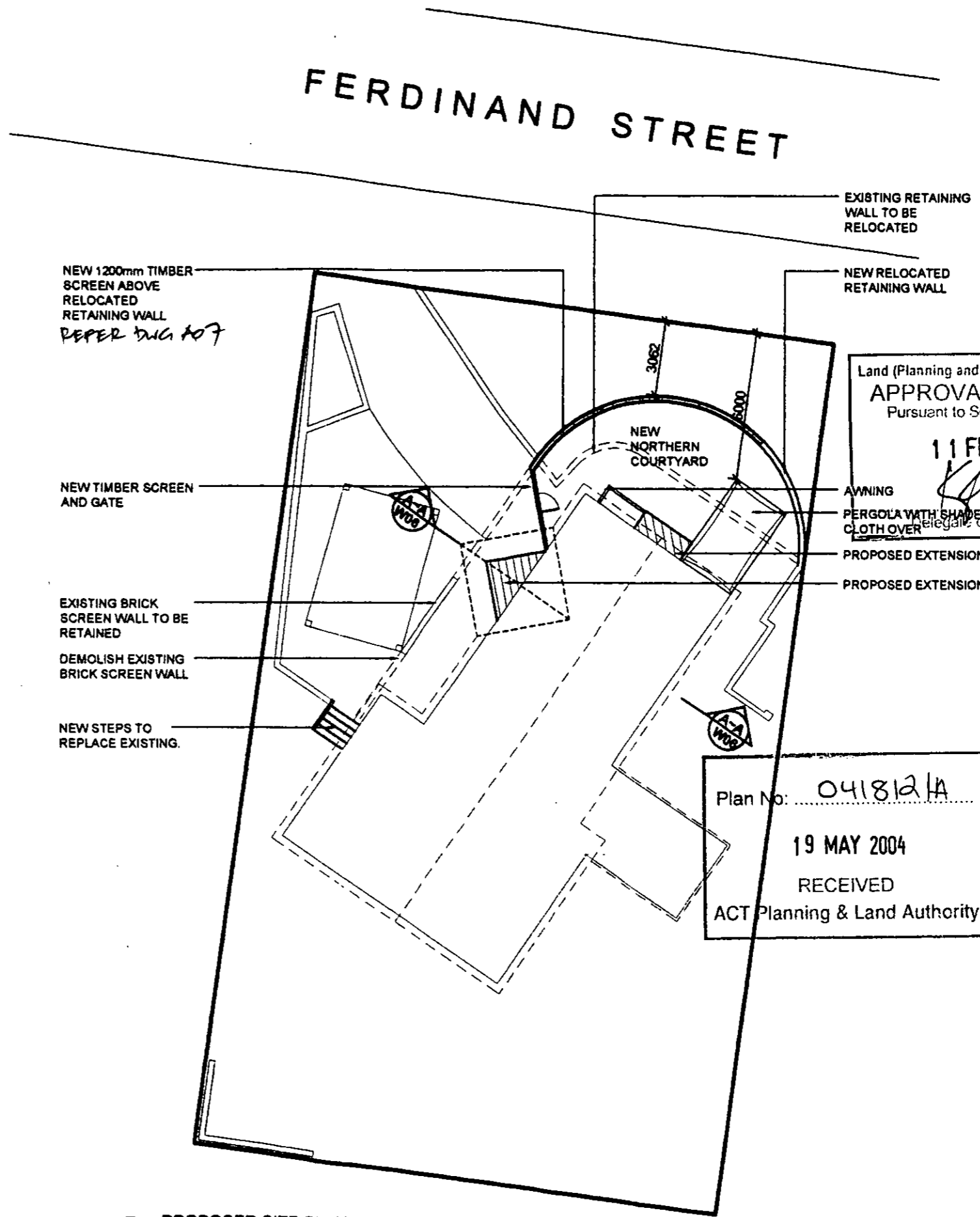


BARBARA JONES
 Delegate of the Registrar

24/11/2005
 Date



1 LOCATION PLAN
NTS



1 PROPOSED SITE PLAN
1:200 AT A3

NOTES:



Land (Planning and Environment Act 1991)
APPROVAL GRANTED
Pursuant to Section 230 or 245
11 FEB 2004
[Signature]
Legal Officer of the Authority

Plan No: 0418121A
19 MAY 2004
RECEIVED
ACT Planning & Land Authority

AMENDMENTS

PROJECT
OSBOURNE PROPOSED RESIDENCE

BLOCK 15	SECTION 43	SUBURB CAMPBELL
-------------	---------------	--------------------

CLIENT
MR & MRS OSBOURNE

DRAWING
SITE PLAN & LOCATION PLAN



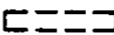


DOWSE NORWOOD ARCHITECTS PTY LTD
SUITE 10
14 LONSDALE STREET
BRADDOON ACT 2612
ABN: 43 097 309 325
TEL: 02 6230 4688
FAX: 02 6230 4699

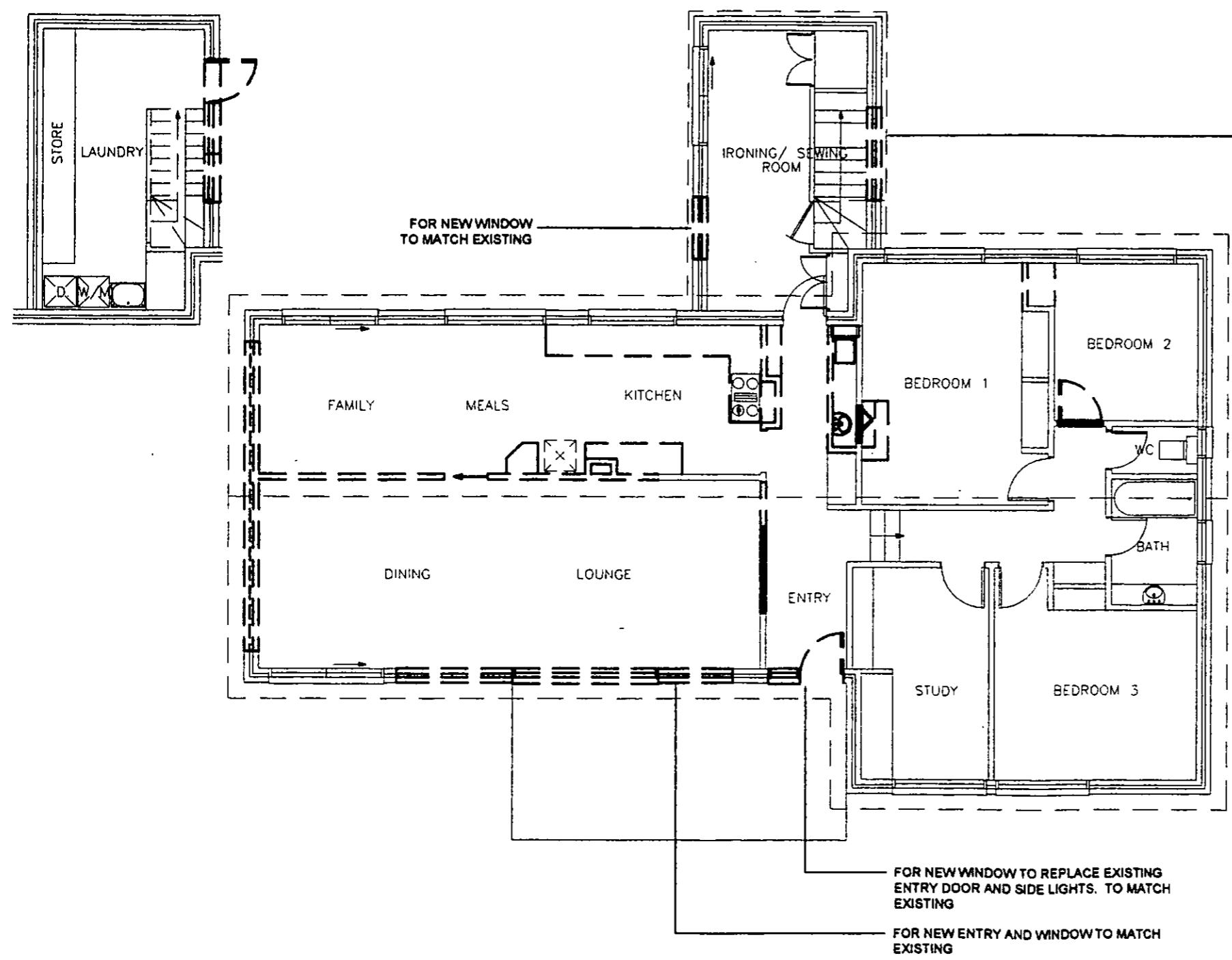
DRAWN	AG	
SCALE	1:200 AT A3	
PROJ NO.	03140	
DATE	18.12.2003	
DRAWING NO.	A01	
REVISION		
ISSUE		
CHECKED	PSP DA BA	<input type="checkbox"/> <input type="checkbox"/> <input type="checkbox"/>
REVIEWED	CONST	<input type="checkbox"/>

NOTES:



KEY:

-  - ITEMS TO BE DEMOLISHED, REMOVED AND/OR RELOCATED
-  - NEW INFILLING WALLS
-  - ITEMS TO BE REUSED AND RELOCATED



Plan No: 041812/A
 19 MAY 2004
 RECEIVED
 ACT Planning & Land Authority

Land (Planning and Environment Act 1991)
 APPROVAL GRANTED
 Pursuant to Section 230 or 245
 11 FEB 2004
 Delegate of the Authority

DEMOLITION STRATEGY:

- A: PROPOSED METHOD - DISMANTLE TILE ROOFS, TIMBER TRUSSES AND TIMBER BEAMS FOR SALVAGE AND SALE, BRICKS FROM BRICK VENEER WALLS TO BE DISMANTLED BY HAND AND SOLD. ANY BROKEN REMAINS TO BE RUSHED FOR RE-CYCLING. INTERNAL WALLS AND FRAMES AND EXTERNAL WALL FRAMES TO BE DISMANTLED BY HAND AND TAKEN TO BELCONNEN TIP, THE REMAINING CONCRETE SLABS AND CONCRETE KERBS TO BE DELIVERED TO CANBERRA CONCRETE RECYCLING AT PIALLIGO FOR RE-CYCLING.
- B: POLLUTION - AS PER AUSTRALIAN STANDARDS AND A.C.T POLLUTION CONTROL LAWS.
- C: ASBESTOS - SHOULD THERE BE ANY TRACE OF ASBESTOS IN EXISTING HOMES, IT IS TO BE DISPOSED OF BY GAGGING WHILST WEARING PROTECTIVE CLOTHING AS PER AUSTRALIAN STANDARDS AND DELIVERED TO THE APPROPRIATE AREA OF BELCONNEN TIP.
- D: EXISTING SERVICES - ELECTRICITY TO BE DISCONNECTED AS PER ACTEW REQUIREMENTS AND RECONNECTED THROUGH TEMPORARY SUPPLY AND STORMWATER TO BE CAPPED OFF. WATER SUPPLY TO BE TERMINATED AND CONNECTED ON A TEMPORARY SUPPLY BASIS. TELEPHONE TO BE DISCONNECTED AND LINE REMOVED BY TELSTRA.
- E: VEGETATION - TREES TO BE REMOVED WITHOUT DISTURBANCE TO THOSE TREES TO RETAINED AND TAKEN TO APPROPRIATE AREA OF BELCONNEN TIP, CAR MUST BE TAKEN TO APPROPRIATE AREA OF BELCONNEN TIP, CAR MUST TAKEN IN RELATION TO HEAD POWER LINES.

AMENDMENTS

PROJECT		
OSBOURNE PROPOSED RESIDENCE		
BLOCK	SECTION	SUBURB
15	43	CAMPBELL
CLIENT		
MR & MRS OSBOURNE		
DRAWING		
EXISTING / DEMOLITION PLAN		



DOWSE NORWOOD ARCHITECTS PTY LTD
 SUITE 10
 14 LONSDALE STREET
 BRADDON ACT 2612
 ABN: 43 097 309 325
 TEL: 02 6230 4688
 FAX: 02 6230 4699

DRAWN	AG
SCALE	1:100 AT A3
PROJ NO.	03140
DATE	18.12.2003
DRAWING NO.	A02
REVISION	
ISSUE	
CHECKED	PSP <input type="checkbox"/> DA <input type="checkbox"/>
REVIEWED	BA <input type="checkbox"/> CONST <input type="checkbox"/>

EXISTING / DEMOLITION PLAN
 1:100 AT A3

NOTES:



- NEW S.S. WIRE BALUSTRADE
- NEW WINDOW TO MATCH EXISTING
- NEW ENSUITE REPLACING EXISTING BEDROOM 2

Land (Planning and Environment Act 1991)
APPROVAL GRANTED
 Pursuant to Section 230 or 245
11 FEB 2004
 Delegate of the Authority

- EXISTING ROBE TO BE EXTENDED IN DEPTH (600mm)
- POSSIBLE ROBE

AMENDMENTS

PROJECT
OSBOURNE PROPOSED RESIDENCE

BLOCK 15	SECTION 43	SUBURB CAMPBELL
-------------	---------------	--------------------

CLIENT
MR & MRS OSBOURNE

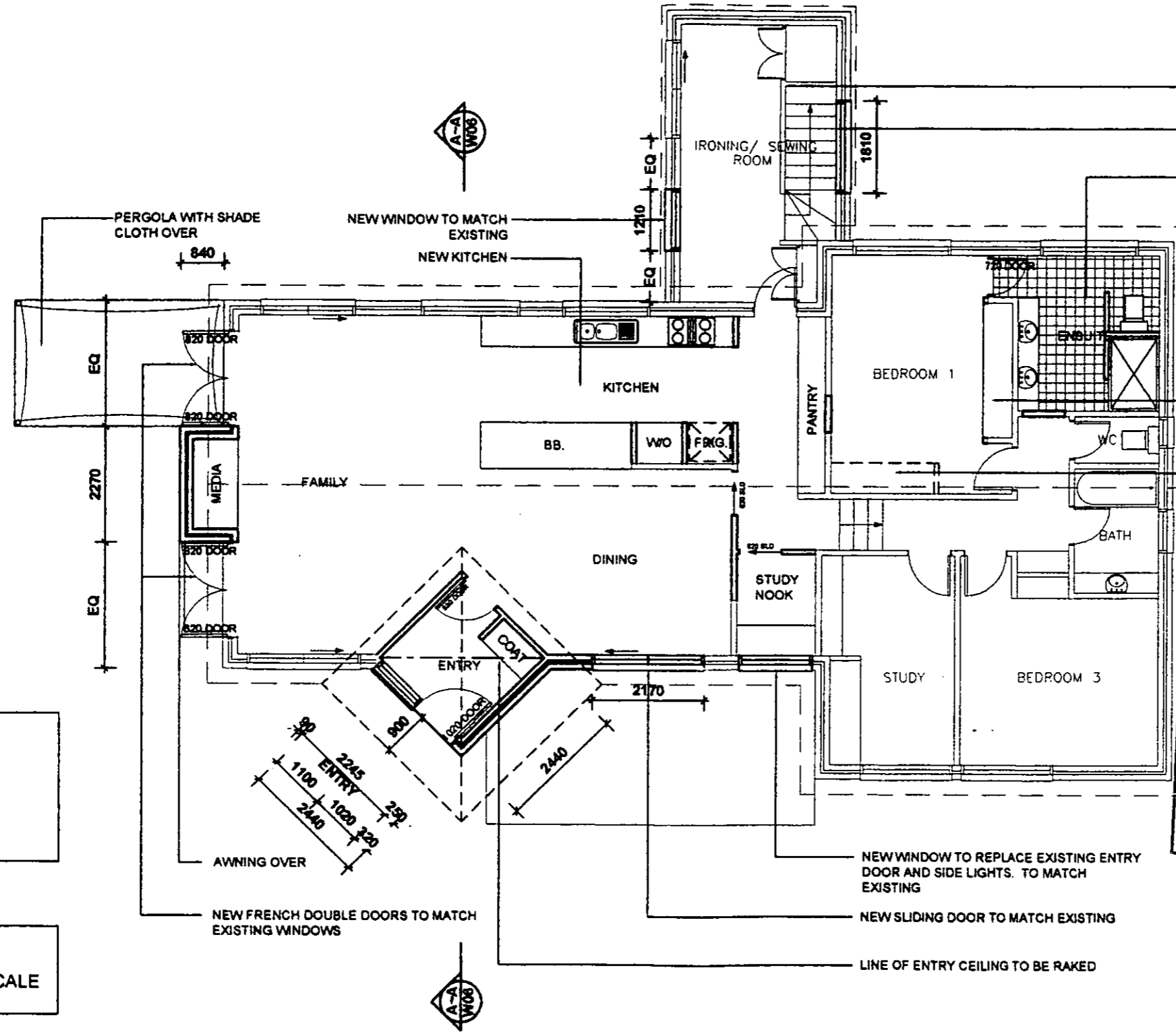
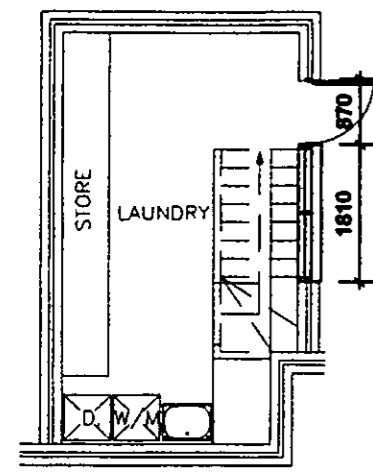
Plan No: 041812/A
19 MAY 2004
 RECEIVED
 ACT Planning & Land Authority

DRAWING
PROPOSED FLOOR PLAN



DOWSE NORWOOD ARCHITECTS PTY LTD
 SUITE 10
 14 LONSDALE STREET
 BRADDON ACT 2612
 ABN: 43 097 309 325
 TEL: 02 6230 4688
 FAX: 02 6230 4699

DRAWN	AG
SCALE	1:100 AT A3
PROJ NO.	03140
DATE	18.12.2003
DRAWING NO.	A03
REVISION	
ISSUE	
CHECKED	PSP <input type="checkbox"/>
	DA <input checked="" type="checkbox"/>
REVIEWED	BA <input type="checkbox"/>
	CONST <input type="checkbox"/>



KEY:

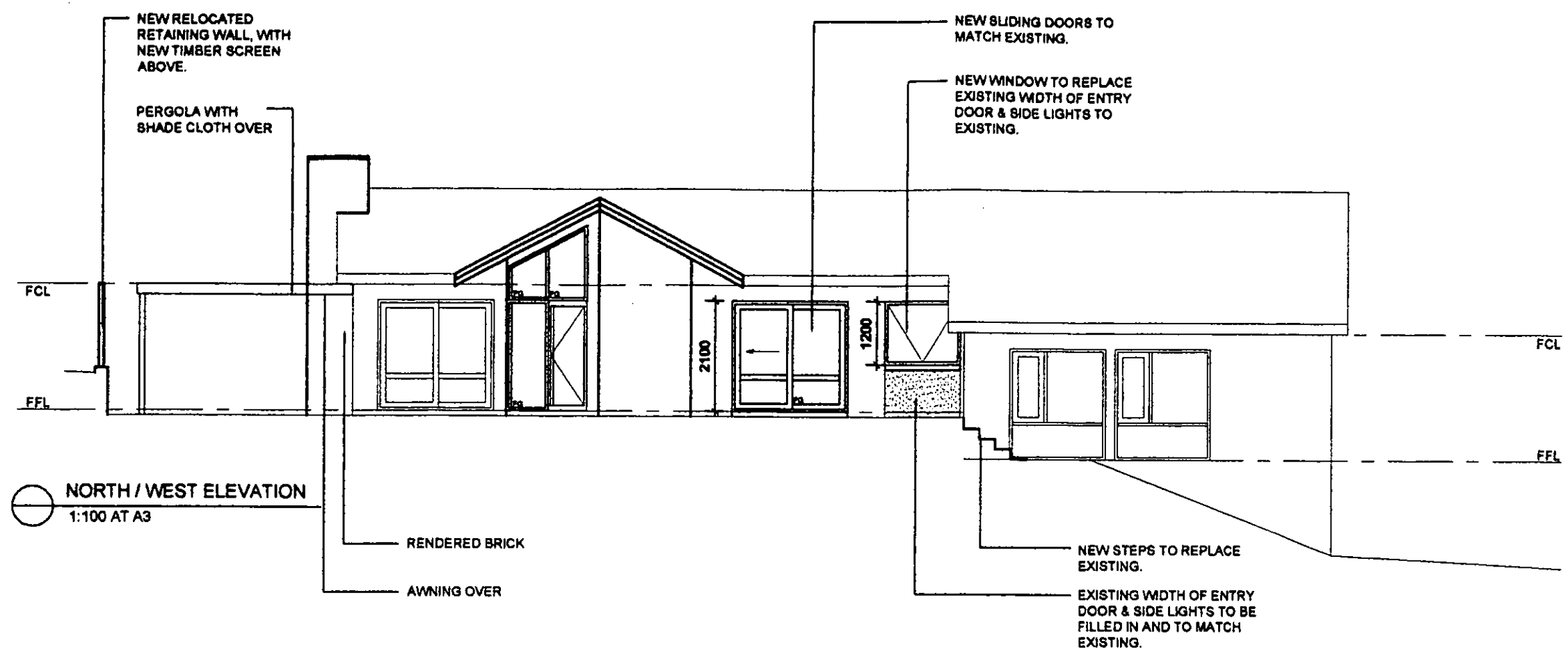
	NEW WALLS PROPOSED EXTENSION
	EXISTING

NOTE:
 CONTRACTOR MUST VERIFY ALL DIMENSIONS ON SITE BEFORE COMMENCING ANY WORK. DO NOT SCALE DRAWINGS.

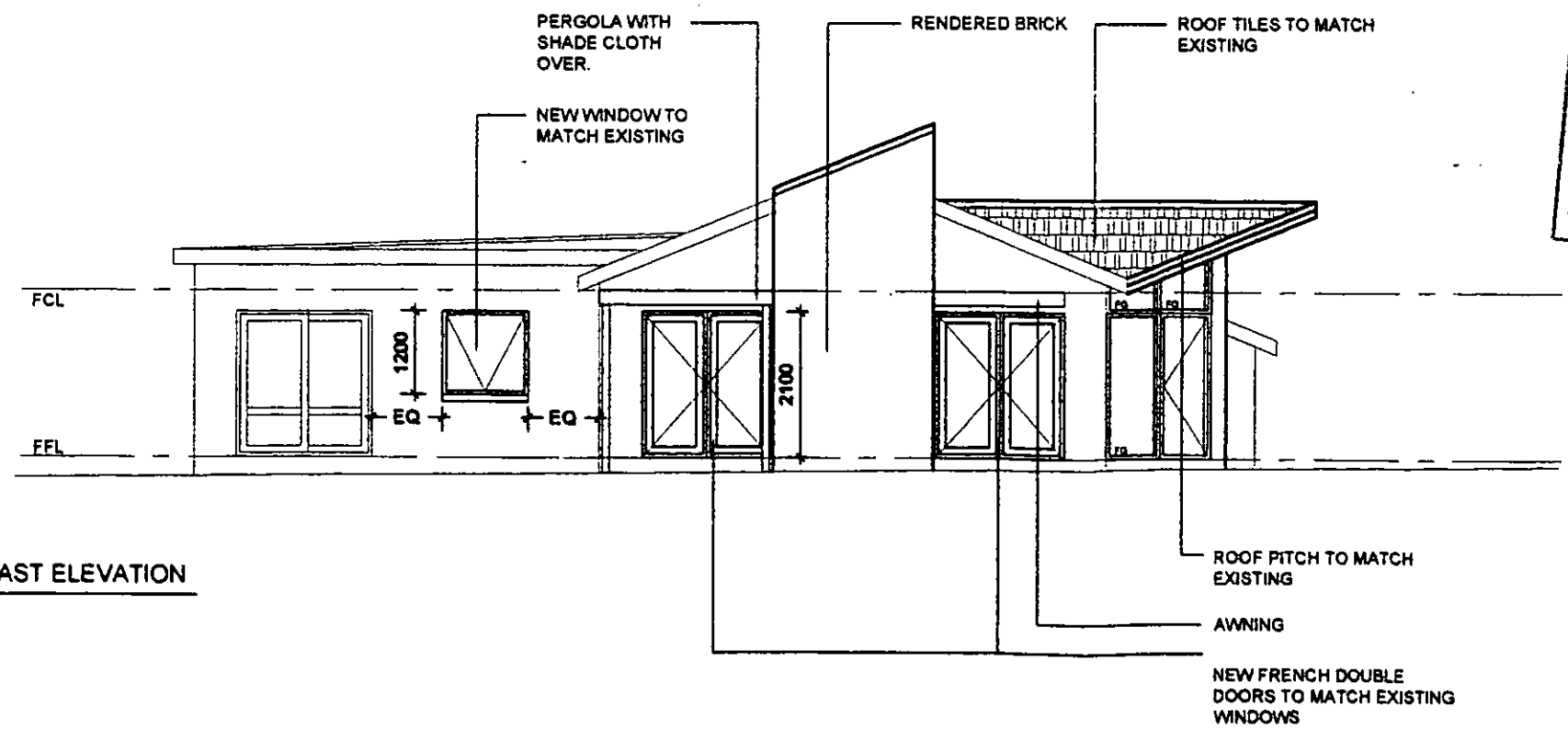
PROPOSED FLOOR PLAN
 1:100 AT A3

NOTES:

Land (Planning and Environment Act 1991)
APPROVAL GRANTED
 Pursuant to Section 230 or 245
14 FEB 2004
[Signature]
 Delegate of the Authority



NORTH / WEST ELEVATION
 1:100 AT A3



NORTH / EAST ELEVATION
 1:100 AT A3

Plan No: 0418101A
19 MAY 2004
 RECEIVED
 ACT Planning & Land Authority

AMENDMENTS

PROJECT
OSBOURNE PROPOSED RESIDENCE

BLOCK 15	SECTION 43	SUBURB CAMPBELL
-------------	---------------	--------------------

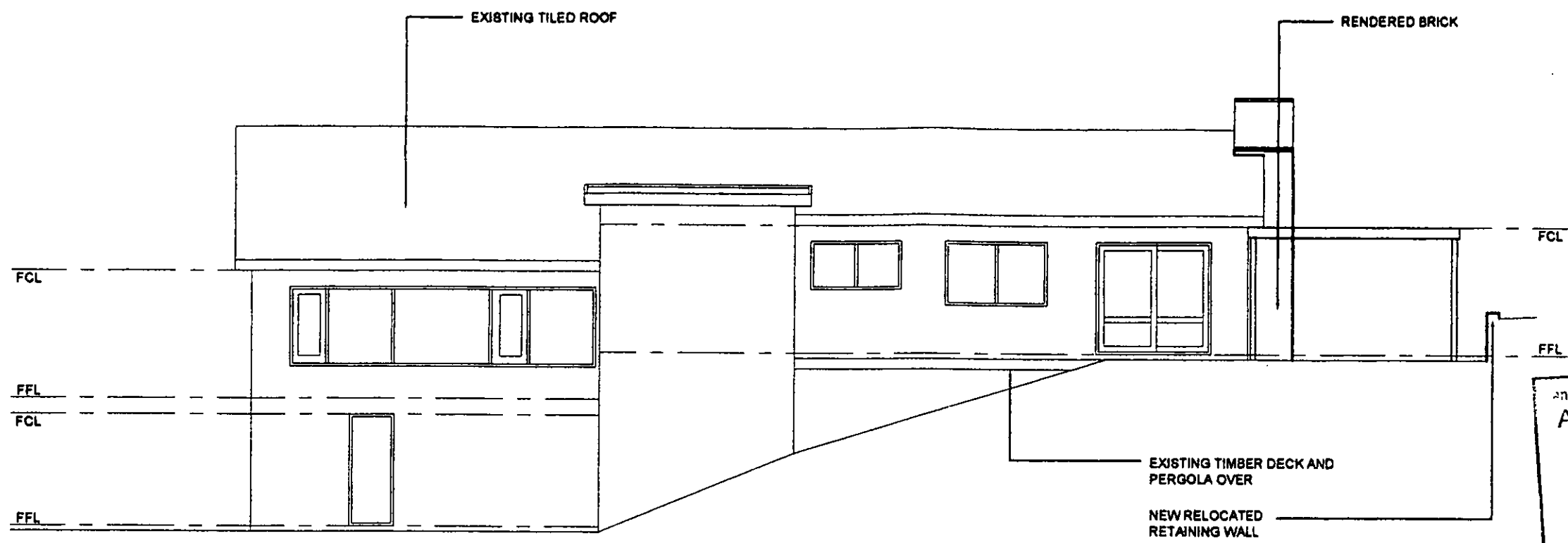
CLIENT
MR & MRS OSBOURNE

DRAWING
ELEVATIONS

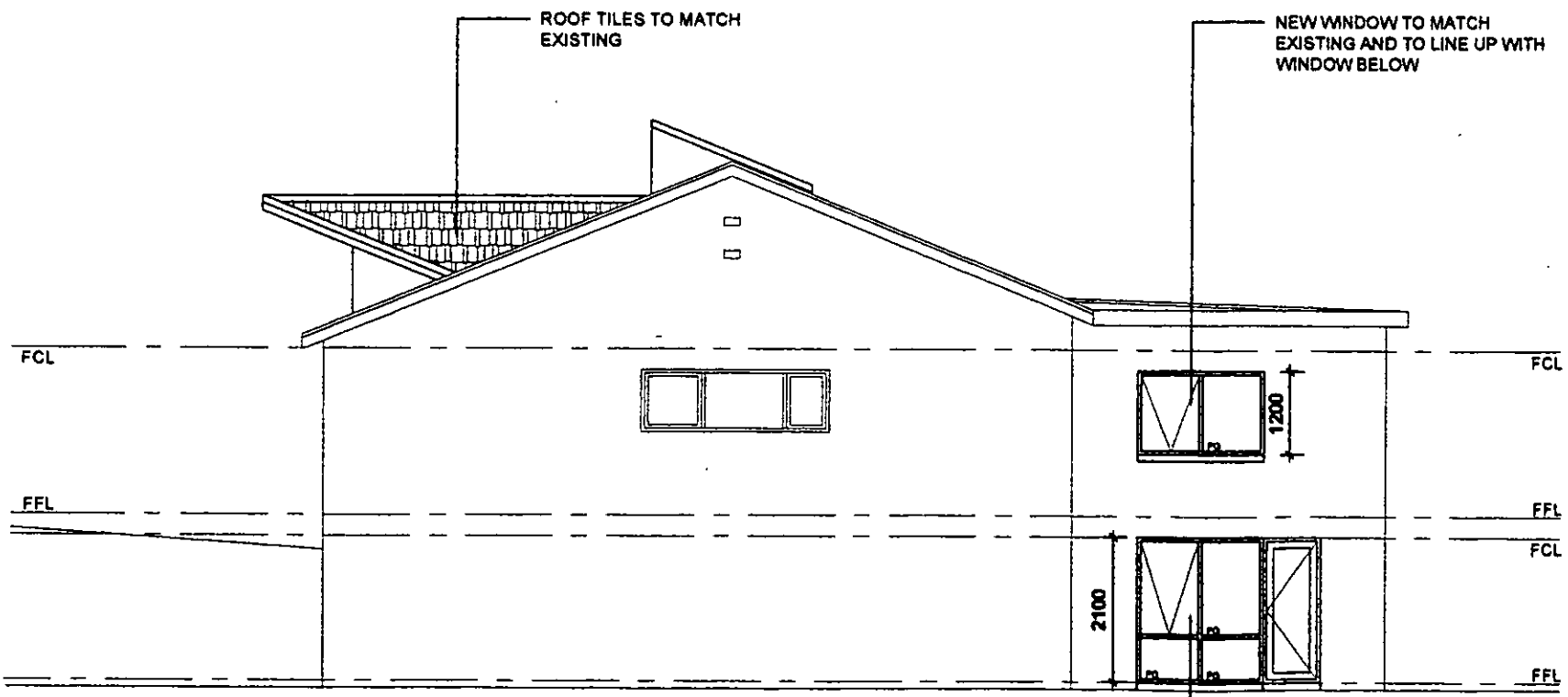


DOWSE NORWOOD ARCHITECTS PTY LTD
 SUITE 10
 16 LONSDALE STREET
 BRADDON ACT 2612
 ABN: 43 097 309 325
 TEL: 02 6230 4688
 FAX: 02 6230 4699

DRAWN	AG
SCALE	1:100 AT A3
PROJ NO.	03140
DATE	18.12.2003
DRAWING NO.	A04
REVISION	
ISSUE	
CHECKED	PSP <input type="checkbox"/> BA <input checked="" type="checkbox"/>
REVIEWED	BA <input type="checkbox"/> CONST <input type="checkbox"/>



SOUTH / EAST ELEVATION
1:100 AT A3



SOUTH / WEST ELEVATION
1:100 AT A3

and (Planning and Environment Act 1991)
APPROVAL GRANTED
Pursuant to Section 230 or 245
11 FEB 2004
[Signature]
Delegate of the Authority

Plan No: 041812/A
19 MAY 2004
RECEIVED
ACT Planning & Land Authority

NOTES:

AMENDMENTS

PROJECT
**OSBOURNE
PROPOSED RESIDENCE**

BLOCK 15	SECTION 43	SUBURB CAMPBELL
-------------	---------------	--------------------

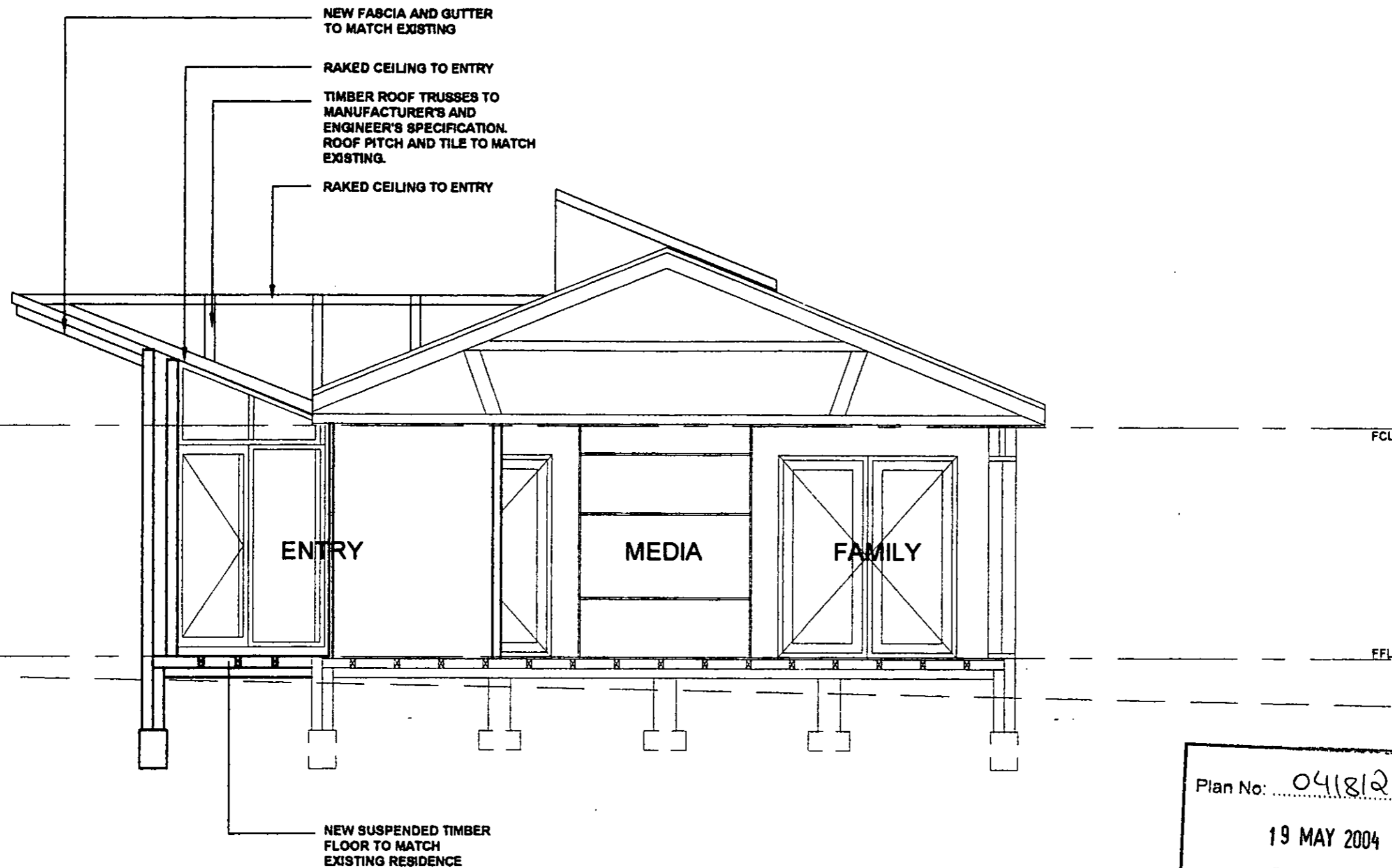
CLIENT
MR & MRS OSBOURNE

DRAWING
ELEVATIONS



**DOWSE NORWOOD
ARCHITECTS PTY LTD**
SUITE 10
14 LONSDALE STREET
BRADDOON ACT 2612
ABN: 43 097 309 325
TEL: 02 6230 4688
FAX: 02 6230 4699

DRAWN	AG
SCALE	1:100 AT A3
PROJ NO.	03140
DATE	18.12.2003
DRAWING NO.	A05
REVISION	
ISSUE	
CHECKED	PSP <input type="checkbox"/>
	DA <input checked="" type="checkbox"/>
	BA <input type="checkbox"/>
REVIEWED	CONST <input type="checkbox"/>



SECTION A - A
1:50 AT A3

NOTES:

Land (Planning and Environment Act 1991)
APPROVAL GRANTED
Pursuant to Section 230 or 245
11 FEB 2004
Kerr
Delegates of the Authority

AMENDMENTS

PROJECT
**OSBOURNE
PROPOSED RESIDENCE**

BLOCK 15	SECTION 43	SUBURB CAMPBELL
-------------	---------------	--------------------

CLIENT
MR & MRS OSBOURNE

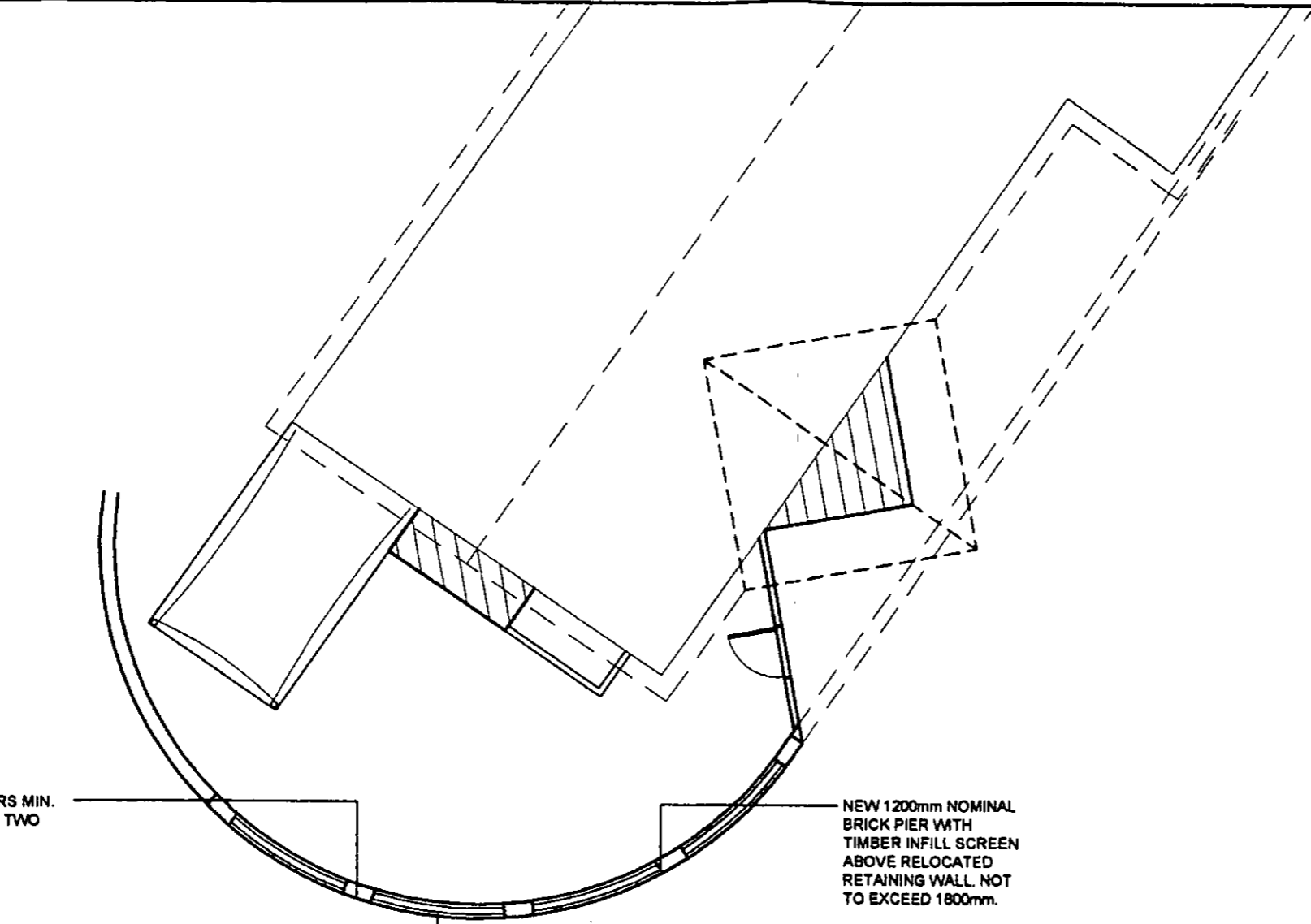
DRAWING
SECTION A - A



**DOWSE NORWOOD
ARCHITECTS PTY LTD**
SUITE 10
14 LONSDALE STREET
BRADDON ACT 2612
ABN: 43 097 309 325
TEL: 02 6230 4688
FAX: 02 6230 4699

DRAWN	AG
SCALE	1:50 AT A3
PROJ NO.	03140
DATE	18.12.2003
DRAWING NO.	A06
REVISION	
ISSUE	
CHECKED	PSP <input type="checkbox"/> DA <input checked="" type="checkbox"/> BA <input type="checkbox"/>
REVIEWED	CONST <input type="checkbox"/>

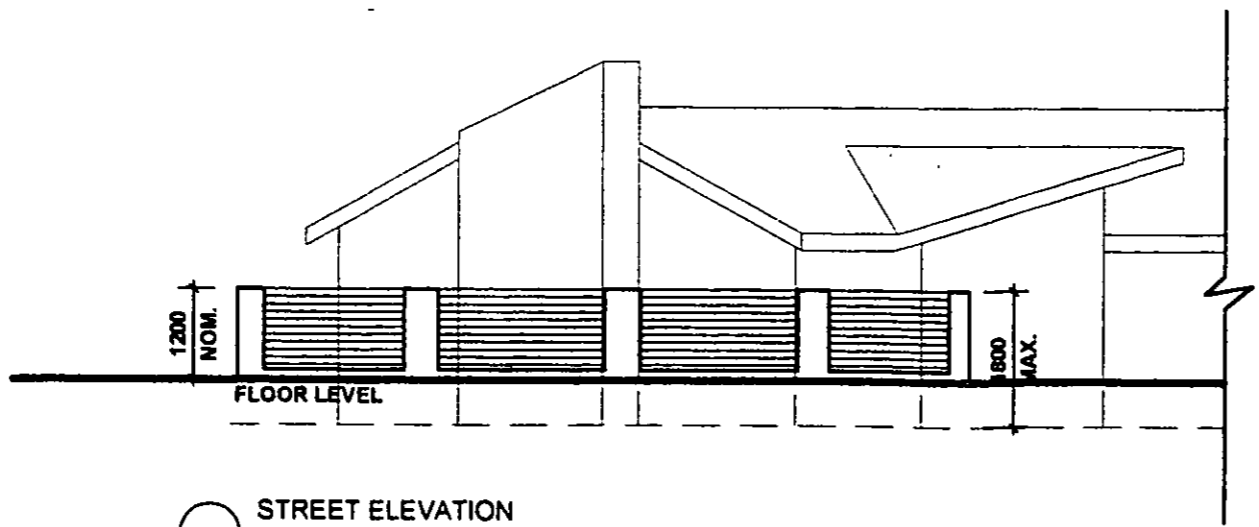
Plan No: 041812/A
19 MAY 2004
RECEIVED
ACT Planning & Land Authority



BRICK PIERS MIN.
470mm OR TWO
BRICKS.

NEW 1200mm NOMINAL
BRICK PIER WITH
TIMBER INFILL SCREEN
ABOVE RELOCATED
RETAINING WALL. NOT
TO EXCEED 1800mm.

TIMBER INFILL PANELS
NOT TO EXCEED
2400mm.



STREET ELEVATION
1:100 AT A3

NOTES:

Land (Planning and Environment Act 1991)
APPROVAL GRANTED
Pursuant to Section 230 or 245
11 FEB 2004
[Signature]
Delegate of the Authority

Plan No: 0418121A
19 MAY 2004
RECEIVED
ACT Planning & Land Authority

AMENDMENTS

PROJECT
**OSBOURNE
PROPOSED RESIDENCE**

BLOCK 15	SECTION 43	SUBURB CAMPBELL
-------------	---------------	--------------------

CLIENT
MR & MRS OSBOURNE


DRAWING
ELEVATIONS



**DOWSE NORWOOD
ARCHITECTS PTY LTD**
SUITE 10
16 LONSDALE STREET
BRADDON ACT 2612
ABN: 43 097 309 325
TEL: 02 6230 4688
FAX: 02 6230 4699

DRAWN	AG
SCALE	1:100 AT A3
PROJ NO.	03140
DATE	18.12.2003
DRAWING NO.	A07
REVISION	
ISSUE	

CHECKED	PSP	<input type="checkbox"/>
	QA	<input checked="" type="checkbox"/>
	BA	<input type="checkbox"/>
REVIEWED	CONST	<input type="checkbox"/>



DEPARTMENT OF WORKS.

Detail Plan No.

Drainage Plan No. 5704

PLAN OF DRAINAGE.

FOR

Owner AUSTRALIAN NATIONAL UNIVERSITY,

LOTS 15 & 18, SECTION 43,

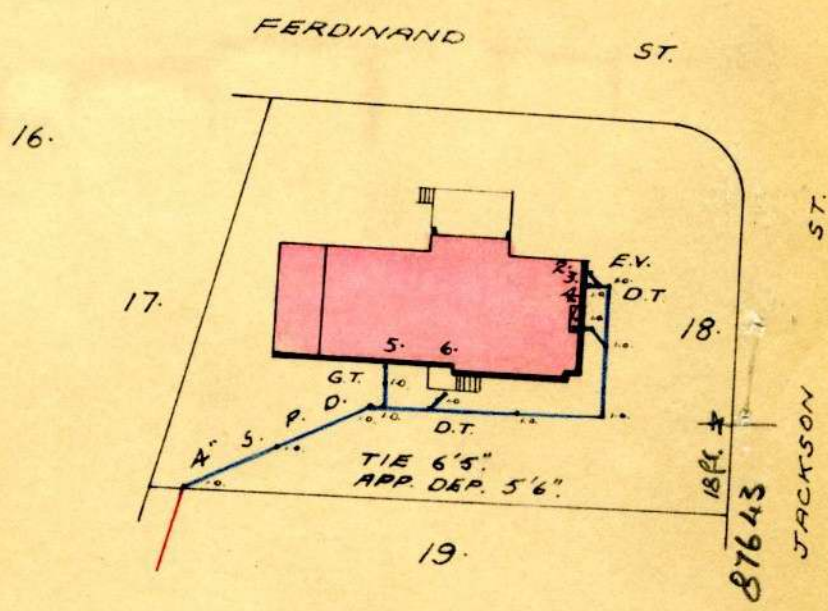
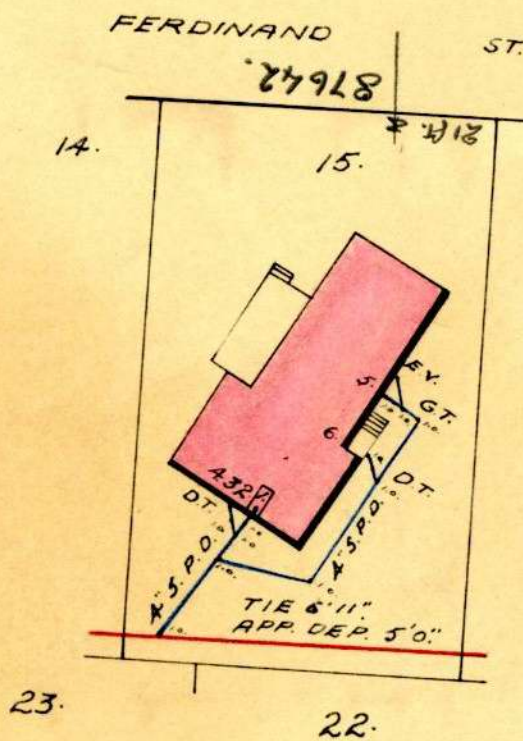
DISTRICT: CAMPBELL. A.C.T.

REFERENCE.

- B.T. Boundary Trap.
- G.T. Gully Trap.
- D.T. Disconnecter Trap.
- G.D.T. Gully Disconnecter Trap.
- G.I.T. Grease Interceptor Trap.
- S.V. Stop Valve.
- S.T. Silt Trap.
- C.I.P. Cast Iron Pipe.
- G.W.I.P. Galv. Wrought Iron Pipe.
- S.P.D. Stoneware Pipe Drain.
- I.C. Inspection Chamber.
- I.O. Inspection Opening.
- I.O.J. Inspection Opening Junction.
- E.V. Educt Vent.
- I.V. Induct Vent.
- S.I.V.P. Soil Induct Vent Pipe.
- S.V.P. Soil Vent Pipe.
- V.P. Ventilating Pipe.
- T.I.T. Triple Interceptor Trap.
- I.O.B. Inspection Opening Bend.

Scale—40 feet to 1 inch.

(See Regulations.)



FIXTURES

- No. 1. W. Closet (Internal).
- " 2. Bath.
- " 3. Basin.
- " 4. Shower.
- " 5. Sink.
- " 6. Trough.


NOTES

Drains to be laid shown in blue lines.
 This plan to be read in conjunction
 with approved architectural
 drawings & specification.

Designed by J. Oldfield. 20-3-62.

Wenman Luchelly
 Engineer.

Canberra, Aug 21 1962.



PLAN OF SANITARY DRAINAGE

DRAINAGE PLAN No. 5704 B

OWNER J. D. THOMSON

BLOCK 15 SECTION 43 CAMPBELL A.C.T.

REFERENCE

- D.T. Disconnecter Trap, E.V. Educt Vent, G.T. Gully Trap, J.U. Jump Up, S.P.D. Stoneware Pipe Drain, C.I.P. Cast Iron Pipe, I.O. Inspection Opening, F.P. Fixed Point, I.C. Inspection Chamber, M.H. Man Hole, V.P. Ventilating Pipe, E.J. Expansion Joint, F.T. Floor Trap, S.V.P. Soil Vent Pipe, V.R. Vertical Riser

NOTE: All work to be executed in accordance with Canberra Sewerage & Water Supply Regulations

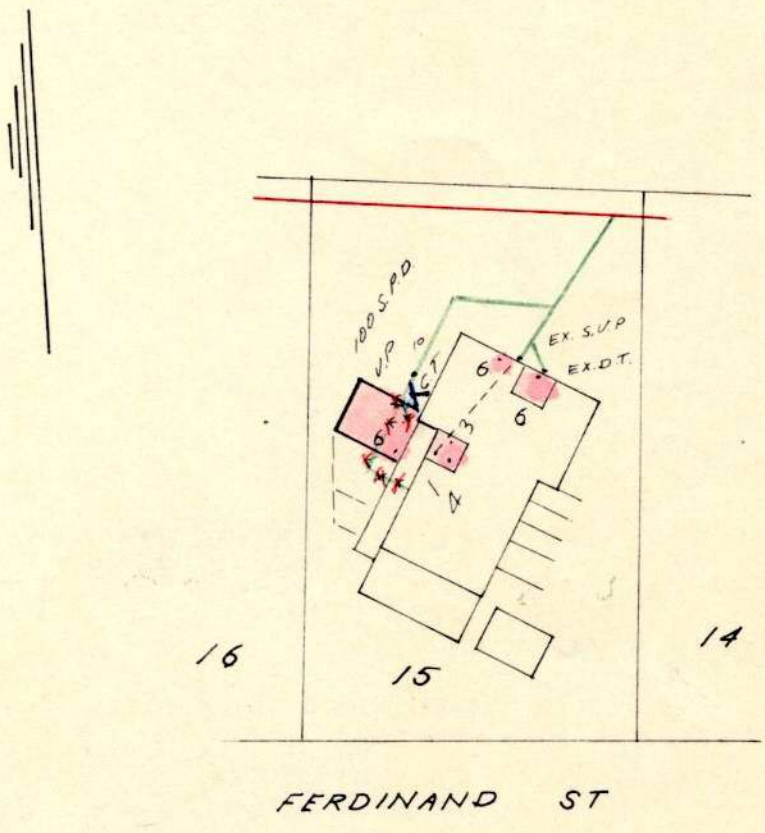
SCALE: METRIC 1:500



FIXTURES

ADDITIONAL WORK

Table with 2 columns: Fixture Name and NO. OFF. Includes items like WATER CLOSET, BATH, BASIN, SHOWER, SINK, and TROUGHS.



NOTES: DRAINS TO BE LAID ARE SHOWN IN BLUE LINES. THIS PLAN TO BE READ IN CONJUNCTION WITH APPROVED ARCHITECTURAL PLANS AND SPECIFICATIONS. DRAINS TO BE DELETED SHOWN BY RED X. EXISTING DRAINS SHOWN IN GREEN LINES. POSITION OF BRANCH TO BE LOCATED BEFORE ANY WORK IS COMMENCED.

~~DRAINS TO BE LAID IN (U.P.V.C.) UNPLASTICISED POLYVINYL CHLORIDE IN ACCORDANCE WITH A.S.A. CA 87-1972 AND CANBERRA CODE OF PRACTICE ISSUE 1 JULY 1974.~~

CONNECT W.C. TO EXISTING C.I. STACK AND VENT. CONNECT EX SINK TO NEW G.T. AND VENT. CONNECT LOWER STORE ROOM TROUGH TO EXISTING G.T.

Designed by MOORE & SMITH PTY. LTD. Phone 95 9236 Plumbing & Drainage Consultants

DRAWN [Signature] REF W 966

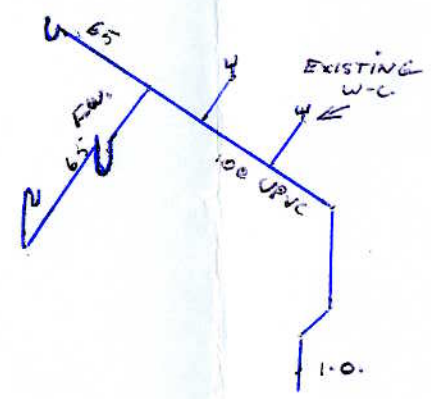
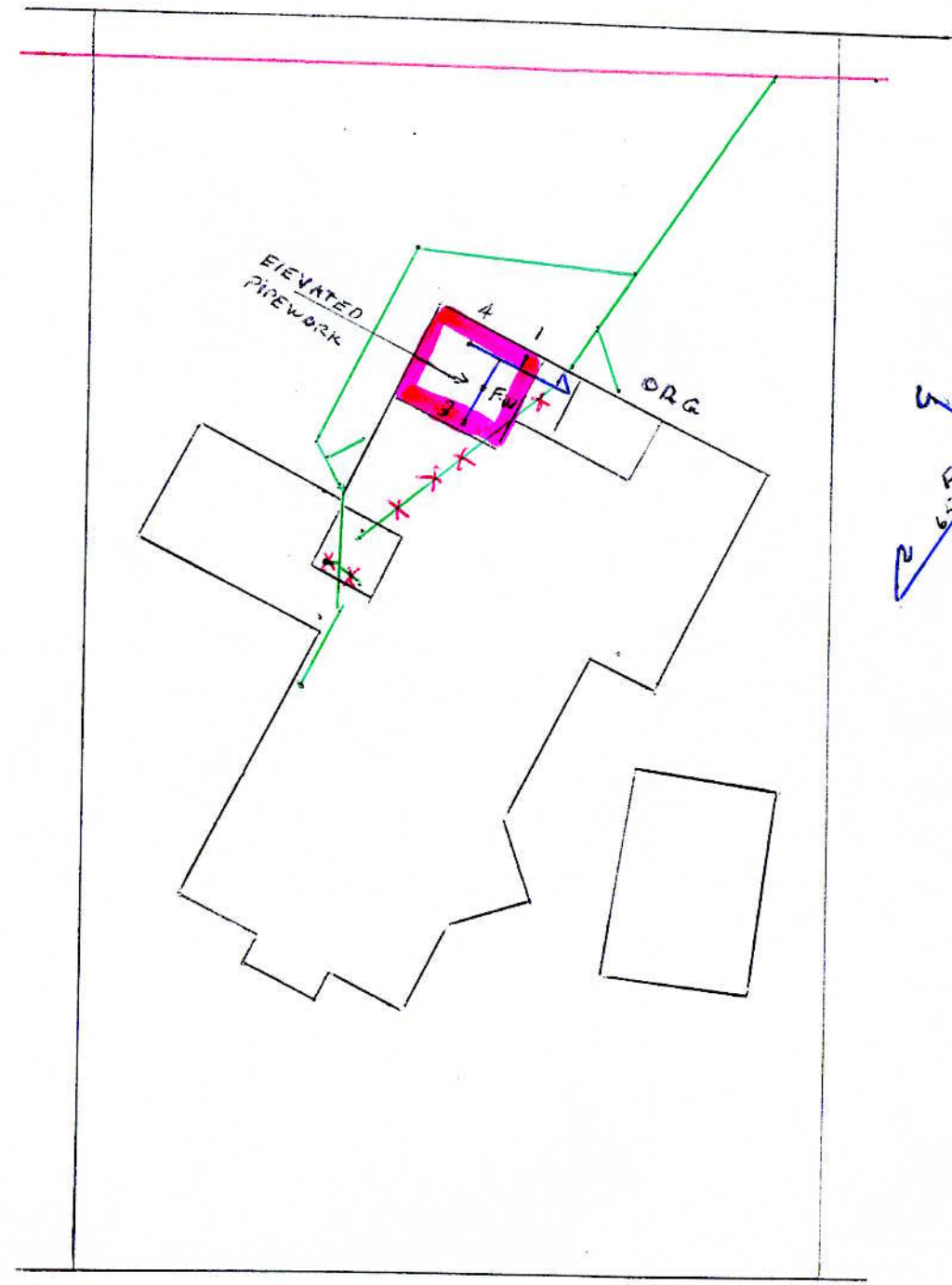
[Signature] 28.2.78 SEWERAGE ENGINEER



DRAINAGE PLAN No: 5704/A

PLAN OF SANITARY DRAINAGE

OWNER: OSBOURNE BLOCK: 15 SECTION: 43
 SUBURB: CAMPBELL
 ACT Address: 7 FERDINAND ST.

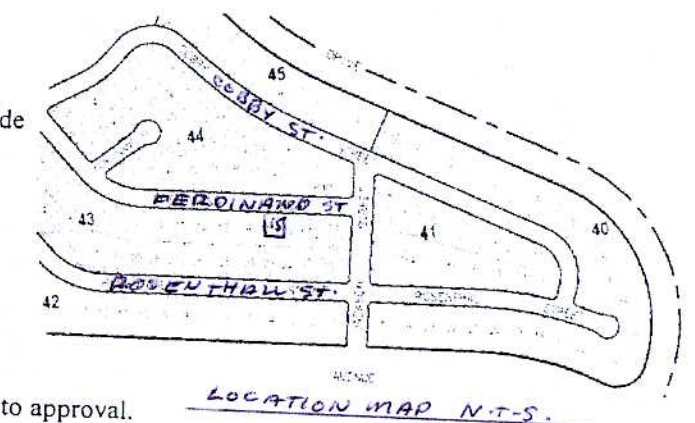


REFERENCE:

D.T.	Disconnector Trap
E.J.	Expansion Joint
E.V.	Educt Vent
F.W.	Floor Waste
G.T.	Gully Trap
I.C.	Inspection Chamber
J.U.	Jump Up
M.H.	Man Hole
O.R.G.	Overflow Relief Gully
S.V.P.	Soil Vent Pipe
U.P.V.C.	Unplasticised Polyvinyl Chloride
V.C.P.	Vitrified Clay Pipe
V.P.	Vent Pipe

FIXTURES:

1.	Water Closet	(1)
2.	Bath	()
3.	Basin	(1)
4.	Shower	(1)
5.	Sink	()
6.	Trough	()



NOTES:

1. Drains to be laid shown in BLUE lines.
2. Existing drains shown in GREEN lines.
3. Existing drains X'ed in RED to be abolished to approval.
4. Drains to be supported on or from solid ground.
5. Copper pipes to be in accordance with AS.1432-1973 Table 2 Type B tubes.
6. Unplasticised Polyvinyl Chloride pipe drains (U.P.V.C.) including Stacks, to be constructed in accordance with AS. 2032-1977, AS.3500 and Canberra Codes of Practice.
7. Drains under Building must be retested, if test failed then old drain must be replaced using either RRJVCP or UPVC pipe material.
8. Sewer branch to be located on site before any work is commenced.
9. This plan to be read in conjunction with approved Architectural Plans and Specifications.
10. ORG levels to be read in conjunction with AS 3500.2 Clause 4.6.6.6 and 4.6.6.7

ALL work must be carried out in conformity with the Water and Sewerage Act 2000, Water and Sewerage Regulations 2001 and the SA 3500.

ADDITIONAL WORK - W.A.E.
 SCALE = 1: 200

CHECKED BY: [Signature] 17-3-05



Tax Invoice



Inspection Number 46313

Please ensure this number is used when making payment

16 March 2026

Craig and Kim Hamilton

For the Property at: 7 Ferdinand Street Campbell ACT 2612

NO PAY UPFRONT RAPID INSPECTIONS PACKAGE	
Access Canberra conveyancing fees (no GST)	181.00
Property Inspection and Report (package price)	520.00
Timber Pest Inspection and Report (package price)	490.00
Building Compliance Inspection and Report (package price)	475.45
First Rate Energy Efficiency Inspection & Report (complimentary)	0.00
Subtotal	1,666.45
Total GST	148.55
TOTAL INC GST	\$1,815.00

Thank you for your business

We offer comprehensive Pest Management Solutions!

Call now to book your regular Pest Control Service

No Pay Package Conditions: This invoice must be paid on settlement or within 180 days of the date of inspection, whichever comes first. We must be notified immediately if the property is not marketed within 3 months or is withdrawn from the market and the invoice must be settled within 14 days. Failure to adhere to these terms will result in associated legal and collection fees being applied to amount due.

PAYMENT OPTIONS	
	To avoid unallocated payments please use reference number: 46313
Credit Card	Please call 6288 0402 to provide card details. Your account is not debited until the day reports are released. Providing these details as soon as possible will ensure there is no delay when reports are ready.
Direct Deposit	Account Name: Residential Reports BSB: 012-997 Account Number: 2269 05945 Reference: 46313 IMPORTANT: PLEASE ensure this unique ID is used



A PERCENTAGE OF EVERY JOB IS DONATED TO OUR WITHOUT A ROOF PROGRAM

Every year we step into hundreds of homes, yet in our region there are still so many people living without acceptable, permanent or safe shelter. A percentage from each inspection we conduct is contributed to our in-house program 'Without a Roof' and periodically donated to make small changes to this big issue. To find out more visit residentialreports.com.au

Residential Reports Pty Limited **ABN 38 609 880 122**

35 Poynton Street Hughes ACT 2605 **p 6288 0402** info@residentialreports.com.au

Member- Master Builders Association & The Australian Environmental Pest Managers Association