


# Report



## LIMITED LIABILITY TO A PURCHASER WITHIN THE AUSTRALIAN CAPITAL TERRITORY


---

This Report is made solely for the use and benefit of the Client. The Consultant is not liable for any reliance placed on this report by any third party. However, within the ACT only and in accordance with the Civil Law (Sale of Residential Property) Act 2003 and the Civil Law (Sale of Residential Property) Regulations 2004, a copy of the report must be attached to the Contract for Sale and may in certain circumstances be relied upon by the Purchaser of residential property.

The circumstances in which a Purchaser of residential property within the ACT may rely on this report in respect of the state of the property at the time of the inspection are as follows:

- (a)** The inspection was carried out no earlier than three months before the day the property was first advertised or offered for sale or listed by an agent; and
- (b)** The date on which the contract was entered into was not more than 180 days after the date of the inspection.
- (c)** The report is provided to the Purchaser prior to or at the time the Contract for Sale is entered into between the Purchaser and vendor.
- (d)** The service requested is the Standard Inspection Report.

# Building Report



## CONCLUSION AND SUMMARY

---

The purpose of the Inspection is to identify the major defects and safety hazards associated with the property at the time of the Inspection. The Inspection and reporting are limited to a visual assessment of the Building Members in accord with Appendix C AS4349.1-2007.

The overall condition of this building has been compared to similar constructed buildings of approximately the same age where those buildings have had a maintenance program implemented to ensure that the building members are still fit for purpose.

**The incidence of Major Defects** in this Residential Building as compared with similar Buildings is considered: **Low**

**The incidence of Minor Defects** in this Residential Building as compared with similar Buildings is considered: **Low**

**The overall condition** of this Residential Dwelling in the context of its age, type and general expectations of similar properties is: **Average**

**Please Note:** This is a general appraisal only and cannot be relied upon on its own – read the Report in its entirety.

This Summary is supplied to allow a quick and superficial overview of the Inspection results. This Summary is NOT the Report and cannot be relied upon on its own. This Summary must be read in conjunction with the full Report and not in isolation from the Report. If there should happen to be any discrepancy between anything in the Report and anything in this Summary, the information in the Report shall override that in this Summary.

**PROPERTY STATISTICS**


---

|  |  |
|--|--|
| Building Report                          | Average  |
| Compliance Report                        | No unapproved structures                                       |
| Pest Inspection                          | No active subterranean termites (live specimen) were found     |
| Energy Efficiency Rating                 | 6.0 Stars  |
| Inspection Date                          | Wednesday, April 15 <sup>th</sup> 2026                         |
| Name of Assessor                         | Ben Meale  |
| Reference Number                         | 69381  |
| Address of Property Inspected            | 2/25 Lind Close, Fraser ACT 2615                               |
| Client                                   | Hudson & Pover   |
| Unit, Block and Section                  | Unit 2, Block 6 Section 39 FRASER                              |
| Year original residence COU was issued   | 2010   |
| House size (approximately)               | Residence: 104.59m <sup>2</sup><br>Garage: 19.52m <sup>2</sup> |
| Weather conditions at time of Inspection | Fine   |
| Occupancy Status                         | Occupied   |

\*The table above is to be used as a quick reference. Please read the full Report before reaching your conclusion regarding the condition of the Property.

Whilst every care has been taken to ensure the accuracy of the property house and block size, we accept no responsibility for any inaccuracies as supplying this information exceeds a standard building inspection under AS4349.1-2007.

## PROPERTY CONSTRUCTION DETAILS

|                |                            |
|----------------|----------------------------|
| Flooring       | Concrete slab              |
| External walls | Brick veneer               |
| Roof framing   | Timber: Truss roof framing |
| Roof cladding  | Concrete roof tiles        |
| Glazing        | Single glazed windows      |
| Cooktop        | Gas cooktop                |
| Oven           | Electric oven              |
| Dishwasher     | Miele                      |

\*Whilst every care has been taken to ensure the accuracy of the property construction details, we accept no responsibility for any inaccuracies of construction details or testing of appliances.

## GENERAL ACCESS LIMITATIONS

|                |  |
|----------------|--|
| Internal       | At the time of inspection, the building was furnished. This allows for a limited inspection in areas not restricted by furnishings, stored goods, floor mats, etc.   |
| External       | The inspection of the exterior was restricted to the immediate exterior of the unit.<br>Inspection was limited in areas around the fence line due to vegetation and screening restricting access.<br>Inspection was limited in areas around the house due to vegetation against the perimeter of the building  |
| Roof void      | NOTE. Inspection around the eaves was restricted due to low pitch and clearance to allow bodily access in this area. This allows only for a limited visual inspection from a distance to be carried out.<br>Other restrictions found in the roof void:<br>Insulation on top of ceiling restricting visual inspection of the ceiling framing.<br>Ducting flex throughout the roof space restricting access in areas |
| On-top of roof | The inspection was restricted to visually looking from a 3.6m ladder lent against the gutter in several areas around the building  |
| Garage         | The inspection of the garage was restricted due to stored goods being kept in the area at the time of inspection   |

\*Where access is noted as limited or restricted, it is recommended that access be gained to these areas as these areas may contain concealed defects.

**DEFINITIONS**

|             |  |
|-------------|--|
| <b>Good</b> | The item is in the Inspector's opinion of an acceptable standard with no defects visible. Superficial defects will not be commented on |
| <b>Fair</b> | The item in the Inspector's opinion has some minor defects and requires minimal maintenance or repair                                  |
| <b>Poor</b> | The item in the Inspector's opinion needs significant repair or replacement  |

**ENTRANCE/LOUNGE**

|                 |  |
|-----------------|--|
| Ceiling         | Minor cracking was noted to the cornice joints. Repairs are optional |
| Walls           | Good   |
| Floor coverings | Good   |

**KITCHEN/FAMILY**

|                        |   |
|------------------------|---|
| Ceiling                | Good  |
| Walls                  | Various areas of minor cracking were noted in the walls. This is caused through normal building movement and is not considered to be excessive cracking |
| Door and door hardware | Good  |
| Floor coverings        | Good  |
| Kitchen cupboards      | Good  |
| Bench top              | Minor chips noted to the benchtop. Repairs are optional   |
| Splashback             | The silicone joint between the bench top and the bottom of the splashback requires re-application. This is part of normal ongoing maintenance           |
| Exhaust fan            | The exhaust fan was operational at the time of inspection   |

**BEDROOM 1**

|                        |      |
|------------------------|------|
| Ceiling                | Good |
| Walls                  | Good |
| Door and door hardware | Good |
| Floor coverings        | Good |
| Wardrobe               | Good |

**BEDROOM 2**

|                        |   |
|------------------------|---|
| Ceiling                | Minor cracking was noted to the cornice joints. Repairs are optional  |
| Walls                  | Minor cracking was noted above the door. This is caused through normal building movement and is not considered to be excessive cracking |
| Door and door hardware | Good  |
| Floor coverings        | Good  |
| Wardrobe               | Good  |

**ENSUITE**

|                                     |   |
|-------------------------------------|---|
| Ceiling                             | Good  |
| Walls                               | Good  |
| Door and door hardware              | Good  |
| Floor coverings                     | Good  |
| Shower screen                       | Good  |
| Water leakage in shower area?       | There was no water leakage detected   |
| Floor and wall tiles in shower area | Various cracked/damaged tiles noted in the shower area. To prevent a leak from occurring, we recommend engaging a qualified tradesperson to rectify |
| Vanity/Basin                        | Good  |
| Taps                                | Good  |
| Toilet suite                        | Good  |
| Exhaust fan                         | The exhaust fan was operational at the time of inspection   |

**BATHROOM**

|                                     |   |
|-------------------------------------|---|
| Ceiling                             | Good  |
| Walls                               | Good  |
| Door and door hardware              | Good  |
| Floor coverings                     | Good  |
| Shower screen                       | Good  |
| Water leakage in shower area?       | There was no water leakage detected                       |
| Floor and wall tiles in shower area | Good  |
| Vanity/Basin                        | Good  |
| Taps                                | Good  |
| Bath                                | Good  |
| Exhaust fan                         | The exhaust fan was operational at the time of inspection |

**TOILET**

|                        |   |
|------------------------|---|
| Ceiling                | Minor cracking was noted to the cornice joints. Repairs are optional  |
| Walls                  | Various areas of minor cracking were noted in the walls. This is caused through normal building movement and is not considered to be excessive cracking |
| Door and door hardware | Good  |
| Floor coverings        | Good  |
| Toilet suite           | Good  |
| Exhaust fan            | An exhaust fan is not installed; however, ventilation is provided to the room by opening the window   |

**LAUNDRY**

|                        |  |
|------------------------|--|
| Ceiling                | Minor cracking was noted to the cornice joints. Repairs are optional   |
| Walls                  | Minor cracking was noted around the window. This is caused through normal building movement and is not considered to be excessive cracking |
| Door and door hardware | Good   |
| Floor coverings        | Good   |
| Laundry tub            | Good   |
| Splashback             | Good   |
| Exhaust fan            | An exhaust fan is not installed; however, ventilation is provided to the room by opening the window  |

**ROOF CAVITY**

|              |      |
|--------------|------|
| Construction | Good |
|--------------|------|

**GARAGE**

|             |                               |
|-------------|-------------------------------|
| Slab        | Good. No major cracking noted |
| Ceiling     | Good                          |
| Walls       | Good. No major cracking noted |
| Garage door | Good                          |
| Access door | Good                          |

**EXTERIOR**

|                    |  |
|--------------------|--|
| Driveway and paths | Good. Some minor cracking of the concrete was noted. The cracking found is considered normal   |
| Roof covering      | Several chipped tiles were noted on the roof. This is unlikely to cause a leak due to the overlap in the tiles   |
| Roof pointing      | Areas of flaking roof pointing noted on the roof capping tiles. This is common on tiled roofs and is unlikely to cause a leak. As a preventative measure, recommend re-pointing the affected areas |
| Roof flashings     | Good   |

**EXTERIOR – CONTINUED**

|                |   |
|----------------|---|
| Eaves          | Good  |
| Fascia         | Good  |
| Gutters        | Good  |
| External walls | Good. No major cracking noted                                     |
| Windows        | Good  |
| Fences         | Good  |
| Porch          | Good  |
| Site drainage  | The site generally drains away from the perimeter of the building |

## DEFINITIONS

---

**Above Average:** The overall condition is above that consistent with dwellings of approximately the same age and construction. Most items and areas are well maintained and show a reasonable standard of workmanship when compared with buildings of similar age and construction.

**Average:** The overall condition is consistent with dwellings of approximately the same age and construction. There will be areas or items requiring some repair or maintenance.

**Below Average:** The Building and its parts show some significant defects and/or very poor non-tradesman like workmanship and/or long-term neglect and/or defects requiring major repairs or reconstruction of major building elements.

**Client:** The person or persons, for whom the Inspection Report was carried out or their Principal (i.e., the person or persons for whom the report is being obtained).

**Building Consultant:** A person, business or company who is qualified and experienced to undertake a pre-purchase inspection in accordance with Australian Standard AS 4349.1-2007 'Inspection of Buildings. Part 1: Pre-Purchase Inspections – Residential Buildings'. The consultant must also meet any Government licensing requirement, where applicable.

**Building & Site:** The inspection of the nominated residence together with relevant features including any car accommodation, detached laundry, ablution facilities and garden sheds, retaining walls more than 700 mm high, paths and driveways, steps, fencing, earth, embankments, surface water drainage and storm water run-off within 30 m of the building, but within the property boundaries. In the case of strata and company title properties, the inspection is limited to the interior and immediate exterior of the nominated residence and does not include inspection of common property.

**Readily Accessible Areas:** Areas which can be easily and safely inspected without injury to person or property, are up to 3.6 metres above ground or floor levels or accessible from a 3.6 metre ladder, in roof spaces where the minimum area of accessibility is not less than 600 mm high by 600 mm wide and subfloor spaces where the minimum area of accessibility is not less than 400 mm high by 600 mm wide, providing the spaces or areas permit entry. Or where these clearances are not available, areas within the consultant's unobstructed line of sight and within arm's length.

**Structure:** The loadbearing part of the building, comprising the Primary Elements.

**Primary Elements:** Those parts of the building providing the basic loadbearing capacity to the Structure, such as foundations, footings, floor framing, loadbearing walls, beams, or columns. The term 'Primary Elements' also includes other structural building elements including those that provide a level of personal protection such as handrails; floor-to-floor access such as stairways; and the structural flooring of the building such as floorboards.

**Secondary Elements:** Those parts of the building not providing loadbearing capacity to the Structure, or those non-essential elements which, in the main, perform a completion role around openings in Primary Elements and the building in general such as non-loadbearing walls, partitions, wall linings, ceilings, chimneys, flashings, windows, glazing or doors.

**Finishing Elements:** The fixtures, fittings and finishes applied or affixed to Primary Elements and Secondary Elements such as baths, water closets, vanity basins, kitchen cupboards, door furniture, window hardware, render, floor, and wall tiles, trim or paint. The term 'Finishing Elements' does not include furniture or soft floor coverings such as carpet and lino.

**Major Defect:** A defect of significant magnitude where rectification has to be carried out in order to avoid unsafe conditions, loss of utility or further deterioration of the property.

**Minor Defect:** A defect other than a Major Defect.

**Safety Hazard:** Any item that may constitute an immediate or imminent risk to life, health, or property. Occupational, health and safety or any other consequence of these hazards has not been assessed.

**Tests:** Where appropriate the carrying out of tests using the following procedures and instruments:

Dampness Tests means additional attention to the visual examination was given to those accessible areas which the consultant's experience has shown to be particularly susceptible to damp problems. Instrument testing using electronic moisture detecting meter of those areas and other visible accessible elements of construction showing evidence of dampness was performed.

Physical Tests means the following physical actions undertaken by the consultant: opening and shutting of doors, windows and draws; operation of taps; water testing of shower recesses; and the tapping of tiles and wall plaster.

## IMPORTANT ADVICE

---

**NB.** In the case of strata and company title properties, the Inspection is limited to the interior and immediate exterior of the particular unit being inspected. The exterior above ground floor level is not inspected. The complete Inspection of other common property areas would be the subject of a Special-Purpose Inspection Report which is adequately specified.

**Trees:** Where trees are too close to the house this could affect the performance of the footing as the moisture levels change in the ground. A Geotechnical Inspection can determine the foundation material and provide advice on the best course of action with regards to the trees.

**The Septic Tanks:** Should be inspected by a licensed plumber.

**Swimming Pools:** Swimming Pools/Spas are not part of the Standard Building Report under AS4349.1-2007 and are not covered by this Report. We strongly recommend a pool expert should be consulted to examine the pool and the pool equipment and plumbing, as well as the requirements to meet the standard for pool fencing. Failure to conduct this Inspection and put into place the necessary recommendations could result in finds for non-compliance under the legislation.

**Surface Water Drainage:** The retention of water from surface run off could have an effect on the foundation material which in turn could affect the footings to the house. Best practice is to monitor the flow of surface water during rainfall and stormwater runoff and have the water directed away from the house or to storm water pipes by a licensed plumber/drainier.

**Weep Holes:** External brick (and stone) walls are a porous material that behave much like a sponge. During a rain event, the masonry wall absorbs water and actually stores it. The weep holes are designed for two purposes. 1. To provide an opening to allow water to drain out through the bottom of the wall. 2. To allow ventilating air to enter behind the wall to help dry the structure. If weep holes have been noted as being not installed, it is recommended to consult a builder on how to best rectify the problem.

**Water Leaks from Roof:** The inspector cannot, and does not, offer an opinion on whether the roof currently leaks or may be subject to future leaks. The only way to determine whether a roof is absolutely watertight is to make observations during prolonged rainfall.

**Subfloor dampness:** The presence of dampness is not always consistent as the prevailing and recent weather conditions at the time an inspection is carried out may affect the detection of damp problems. The absence of any dampness at the time of inspection does not necessarily mean the building will not experience some damp problems in other weather conditions. Likewise, whether or not services have been used for some time prior to an inspection being carried out will affect the detection of dampness.

**Shower:** Where a shower recess has been water tested, and no leakage was evident, this does not necessarily mean that the shower will not leak after prolonged use. Accordingly, to fully detect and assess a damp problem may require the monitoring of the building over a period of time.

## SCOPE AND LIMITATIONS

---

**Any person who relies upon the contents of this Report does so acknowledging that the following clauses, which define the Scope and Limitations of the Inspection, form an integral part of the Report.**

**1) This Report is not an all-encompassing** Report dealing with the building from every aspect. It is a reasonable attempt to identify any obvious or significant defects apparent at the time of the Inspection. Whether or not a defect is considered significant or not, depends to a large extent upon the age and type of the building inspected. This Report is not a Certificate of Compliance with the requirements of any Act, Regulation, Ordinance or By-law. It is not a structural Report. Should you require any advice of a structural nature you should contact a structural engineer.

**2) This is a visual Inspection only**, limited to those areas and sections of the property fully accessible and visible to the Inspector on the date of Inspection. The Inspection DID NOT include breaking apart, dismantling, removing, or moving objects including, but not limited to, foliage, mouldings, roof insulation/sisalation, floor or wall coverings, sidings, ceilings, floors, furnishings, appliances, or personal possessions. The inspector CANNOT see inside walls, between floors, inside skillion roofing, behind stored goods in cupboards and other areas that are concealed or obstructed. The inspector DID NOT dig, gouge, force or perform any other invasive procedures. Visible timbers CANNOT be destructively probed or hit without the written permission of the property owner.

**3) This Report does not and cannot make comment upon:** Defects that may have been concealed; the assessment or detection of defects (including rising damp and leaks) which may be subject to the prevailing weather conditions; whether or not services have been used for some time prior to the Inspection and whether this will affect the detection of leaks or other defects (e.g. In the case of shower enclosures the absence of any dampness at the time of the inspection does not necessarily mean that the enclosure will not leak); the presence or absence of timber pests; gas-fittings; common property areas; environmental concerns; the proximity of the property to flight paths, railways, or busy traffic; noise levels; health and safety issues; heritage concerns; security concerns; fire protection; site drainage (apart from **surface** water drainage); swimming pools and spas (non-structural); detection and identification of illegal building work; detection and identification of illegal plumbing work; durability of exposed finishes; neighbourhood problems; document analysis; electrical installation; any matters that are solely regulated by statute; any area(s) or item(s) that could not be inspected by the consultant.

Accordingly, this Report is NOT a guarantee that defects and/or damage does not exist in any inaccessible or partly inaccessible areas or sections of the property.

**NB.** Such matters may, upon request, be covered under the terms of a 'Special-Purpose Property Report'.

**4) Consumer Complaints Procedure:** In the event of any dispute or claim arising out of, or relating to the Inspection or the Report, you must notify us as soon as possible of the dispute or claim by email, fax, or mail. You must allow us (which includes persons nominated by us) to visit the property (which visit must occur within twenty eight (28) days of your notification to us) and give us full access in order that we may fully investigate the complaint. You will be provided with a written response to your dispute or claim within twenty-eight (28) days of the date of the Inspection.

If you are not satisfied with our response, you must within twenty one (21) days of your receipt of our written response, refer the matter to a Mediator nominated by us from the Institute of Arbitrators and Mediators of Australia. The cost of the Mediator will be borne equally by both parties, and as agreed as part of the mediated settlement.

Should the dispute or claim not be resolved by mediation, then the dispute or claim will proceed to arbitration. The Institute of Arbitrators and Mediators of Australia will appoint an Arbitrator who will hear and resolve the dispute. The arbitration, subject to any directions of Arbitrator, will proceed in the following manner:

**(a)** The parties must submit all written submissions and evidence to the Arbitrator within twenty one (21) days of the appointment of the Arbitrator; and

**(b)** The arbitration will be held within twenty one (21) days of the Arbitrator receiving the written submissions.

The Arbitrator will make a decision determining the dispute or claim within twenty one (21) of the final day of the arbitration. The Arbitrator may, as part of his determination, determine what costs, if any, each of the parties are to pay and the time by which the parties must be paid any settlement or costs.

The decision of the Arbitrator is final and binding on both parties. Should the Arbitrator order either party to pay any settlement amount or costs to the other party but not specify a time for payment, then such payment shall be made within twenty one (21) days of the order.

**NB.** In the event that you do not comply with the above Complaints Procedure and commence litigation against us, then you agree to fully indemnify us against any awards, costs, legal fees, and expenses incurred by us in having your litigation set aside or adjourned to permit the foregoing Complaints Procedure to complete.

**5) Asbestos Disclaimer: “No Inspection for Asbestos was carried out at the property, and no Report on the presence or absence of Asbestos is provided”.**

Buildings built prior to 1982 may have wall and/or ceiling sheeting, and other products including roof sheeting that contains Asbestos. Even buildings built after this date, up until the early 90s, may contain some Asbestos. Sheeting should be fully sealed. If you are concerned, the building was built prior to 1990, or if asbestos is noted as present within the property, then you should seek advice from a qualified asbestos removal expert as to the amount and importance of the asbestos present and the cost of sealing or removal. Drilling, cutting, or removing sheeting or products containing Asbestos is a high risk to peoples’ health. You should seek advice from a qualified asbestos removal expert.

**6) Mould (Mildew and non-wood decay fungi) Disclaimer:** Mildew and non-wood decay fungi are commonly known as mould. However, mould and their spores may cause health problems or allergic reactions, such as asthma and dermatitis in some people. No Inspection for mould was carried out at the property, and no Report on the presence or absence of mould is provided. If mould is noted as present within the property, or if you notice mould and you are concerned as to the possible health risk resulting from its presence, then you should seek advice from your local Council, State or Commonwealth Government Health Department, or a qualified expert such as an Industry Hygienist.

**7) Magnesite Flooring Disclaimer:** No Inspection for Magnesite Flooring was carried out at the property, and no Report on the presence or absence of Magnesite Flooring is provided. You should ask the owner whether Magnesite Flooring is present and/or seek advice from a Structural Engineer.

**8) Estimating Disclaimer:** Any estimates provided in this Report are merely opinions of possible costs that could be encountered, based on the knowledge and experience of the inspector, and are not estimates in the sense of being a calculation of the likely costs to be incurred. The estimates are NOT a guarantee or quotation for work to be carried out. The actual cost is ultimately dependent upon the materials used, standard of work carried out, and what a contractor is prepared to do the work for. It is recommended in ALL instances that multiple independent quotes are sourced prior to any work being carried out. The inspector accepts no liability for any estimates provided throughout this Report.

**9) Note:** If the Client has any doubt about the purpose, scope, and acceptance criteria on which the Report was based please discuss your concerns with the Consultant on receipt of the Report. The Client acknowledges that, unless stated otherwise, the Client as a matter of urgency should implement any recommendation or advice given in this Report.

## IMPORTANT DISCLAIMER

---

**Disclaimer Liability:** No Liability shall be accepted on an account of failure of the Report to notify any problems in the area(s) or section(s) of the subject property physically inaccessible for Inspection, or to which access for Inspection is denied by or to the Inspector (including but not limited to or any area(s) or section(s) so specified by the Report).

**Disclaimer of Liability to Third Parties:** Compensation will only be payable for losses arising in contract or tort sustained by the Client named on the front of this Report. Any third party acting or relying on this Report, in whole or in part, does so entirely at their own risk. However, if ordered by a Real Estate Agent or a Vendor for the purpose of auctioning a property, then the Inspection Report may be ordered up to seven (7) days prior to the auction, copies may be given out prior to the auction and the Report will have a life of 14 days during which time it may be transferred to the purchaser. Providing the purchaser agrees to the terms of this agreement, then they may rely on the Report subject to the terms and conditions of this agreement and the Report itself.

**NB.** In the ACT under the Civil Law (Sale of Residential Property) Act 2003 and Regulations, the Report resulting from this Inspection may be passed to the purchaser as part of the sale process, providing it is carried out no more than three months prior to listing and is not more than six months old.

**Limited Liability to a Purchaser within the Australian Capital Territory only:** Within the Australian Capital Territory (ACT) and in accordance with the ACT Civil Law (Sale of Residential Property) Act 2003 and Regulations, a copy of the Report may be attached to the Contract for Sale.

**WARNING:** The Purchaser is advised that this Report reflects the condition of the property existing at the time of the Inspection (Inspection Date) and may not reflect the current state. It is, therefore, very strongly recommended that you promptly arrange for another Inspection and Report in accordance with Australian Standard AS4349.1 to be carried out prior to the expiration of the 'Cooling off Period' and settlement.

**This is not a Compliance Report strictly in accordance with Civil Law (Sale of Residential Property) Regulations:** The Report may contain copies of any approved plans, building approvals, building permit and Certificates of Occupancy. However, any comments made by the person who prepared the Report as to whether or not, in the opinion of the Inspector, the structures on the land substantially comply with the approved plans (if any) are made on the basis of a cursory glance of the plans and not upon a detailed examination. Any opinion expressed as to whether or not any building approval or approval under the Land (Planning and Environment) Act, 1991, is based on the limited knowledge and belief, at the time, of the Inspector. The Purchaser is advised that a Special Purpose Report is available through the Inspector to advise more fully in respect to these matters. The structures may have been damaged by pests, storm, strong wind or fire or the Vendor may have carried out alterations and/or additions to the Property since the Inspection Date. The Report may no longer reflect the true condition of the Property. The structure(s) may no longer be in accordance with the attached plans etc. IT IS STRONGLY RECOMMENDED that, if the Purchaser has any concerns in respect to the compliance of the structures, a Special Purpose Report be obtained. Alternatively, the Purchaser should rely upon his, her or their own enquiries.

**Contact the Inspector:** Please feel free to contact the Inspector who carried out this Inspection. Often it is very difficult to fully explain situations, problems, access difficulties, building faults or their importance in a manner that is readily understandable by the reader. Should you have any difficulty in understanding anything contained within this Report, then you should immediately contact the Inspector and have the matter explained to you. If you have any questions at all, or require any clarification, then contact the Inspector prior to acting on this Report.

## OTHER INSPECTIONS AND REPORTS REQUIRED

---

It is strongly recommended that the following Inspections and Reports be obtained prior to any decision to purchase the Property. Obtaining these Reports will better equip the purchaser to make an informed decision. Although appliances may be listed in the Report, they have not been tested as this is outside the scope of the standard Building Inspection. Other Inspections we recommend the purchaser obtains before making their decision are:

- Electrical Inspection,
- Plumbing Inspection,
- Structural (Engineer),
- Geotechnical Inspection,
- Drainage Inspection,
- Asbestos Inspection,
- Mould Inspection,
- Gas fitting Inspection,
- Appliances Inspection,
- Air-conditioning Inspection,
- Alarm/Intercom/Data Systems,
- Hydraulics Inspection,
- Mechanical Services,
- Hazards Inspection,
- Fire/Chimney Inspection,
- Estimating Report,
- Garage Door Mechanical,
- Durability exposed surfaces

## SMOKE DETECTORS

---

The occupier/purchaser should satisfy themselves as to the working condition of the smoke detectors, if installed. It is highly recommended that suitable smoke detectors be installed in all residential properties. AS 3786 advises that smoke detectors are required for all buildings where people sleep. It is recommended that an electrician be consulted to advise on those installed or install these detectors.

## CRACKING OF BUILDING ITEMS

---

Regardless of the type of crack(s), a Pre-Purchase Building Inspector carrying out a Pre-Purchase Inspection within the scope of a visual Inspection is unable to determine the expected consequences of the cracks.

Obtaining Information regarding the below all fall outside the scope of this Pre-Purchase Inspection:

- (a)** The nature of the foundation material on which the building is resting,
- (b)** The design of the footings,
- (c)** The site landscape,
- (d)** The history of the cracks and,
- (e)** Carrying out an invasive Inspection.

However, the information obtained from the five items above is valuable in determining the expected consequences of the cracking and any remedial work needed. Cracks that are small in width and length on the day of the Inspection may have the potential to develop over time into structural problems for the homeowner, resulting in major expensive rectification work being carried out. If cracks have been identified in the Report above, then a Structural Engineer is required to determine the significance of the cracking prior to a decision to purchase.

## NOTICE TO THE PURCHASER (ACT ONLY)

---

(a) At the Exchange, and prior to the 'Cooling-off Period', you were given an Inspection Report on the property you intend on purchasing. This Report reflects the condition of the property existing at the time of the Inspection (Inspection Date) and may not reflect the current state. The structures may have been damaged by pests, storm, strong wind or fire or the vendor may have carried out alterations and/or additions to the property since the Inspection date. The Report may no longer reflect the true condition of the property. The structure(s) may no longer be in accordance with the attached plans etc. It is, therefore, very strongly recommended that you urgently arrange for another Inspection and Report in accordance with Australian Standard AS 4349.1 to be carried out prior to exchange, or prior to the expiration of any 'Cooling Off Period' and prior to settlement.

(b) If the Report indicated the presence of termite damage, or recommends any other Inspections or treatments, you should obtain copies of these Reports and any treatment proposals, certificates of treatment carried out, including details of all repairs including copies of quotations, invoices, and any other Reports. It is strongly recommended that you arrange for an Inspection and Report in accordance with AS 4349.3 to verify that the treatment has been successful and carried out in accordance with AS 3660.2, and a further building Inspection in accordance with AS 4349.1.

(c) If you fail to procure a further Inspection and Report as recommended in (a) and (b), or fail to obtain copies of other Reports, treatment proposals, certificates of treatment carried out, details of all repairs including copies of quotations, invoices and any other Reports as recommended in (b) above, then you agree that you have decided not to have a further Inspection and Report carried out, or to obtain copies of treatment proposals, certificates of treatment carried out, details of all repairs including copies of quotations, invoices and any other Reports and have relied upon your own enquires and the Report, knowing the possible consequences, and that the condition of the property, as stated in the Report, may have changed.

(d) You agree that the person carrying out the Inspection **and** the company, partnership or sole trader that employs that person will have no liability to you for any damage or loss you may suffer as a result of your entering the contract to purchase the property, or in connection with completing the purchase of the property as a result of your failure to heed the advice given in (a) and (b) and the warning contained in (c) above, and may use such failure in defense of any claim that you may later make against any of them.

**NB.** It is a condition of your right to rely upon the Report that you transmit by fax, post, or otherwise deliver the signed "Notice to the Purchaser" (ACT only) to the company, partnership or sole trader at the address detailed on the front of the Report not less than four (4) days prior to the date of settlement. If you fail to complete, sign, or deliver the Notice then it will be deemed that you did not rely upon the report in respect to your decision as to whether or not to purchase the property. This may seriously affect any rights to future compensation to which you may be entitled.


**Please cross out the statement below that does not apply: - At the date of settlement, not more than 180 days will have elapsed since the Inspection date.**

1. I/We have read and understood the 'Limited Liability to a Purchaser within the Australian Capital Territory only' clause of the Report, and this Notice to the Purchaser. I/We have not arranged for another inspection and report in respect of the property, and it is my/our intention to **rely upon the findings contained in the report**; or

2. I/We have **arranged for another Inspection of the Property and Report** to be carried out, which I/We will use in conjunction with this Report in deciding whether to proceed with the purchase of the property; or

3. I/We have read and understood the 'Limited Liability to a Purchaser within the Australian Capital Territory only' clause of the Report, and this Notice to the Purchaser. I/We have not arranged for another Inspection and Report in respect of the property and have **relied on my/our own enquiries in respect of the condition of the property** as at the date of settlement including any changes in the condition of the property that have taken place since the Inspection date stated in the Report

# Timber Pest Report



## SUMMARY SHEET

---

**Property Address:** 2/25 Lind Close, Fraser ACT 2615  
**Client:** Hudson & Pover  
**Inspection Date:** Wednesday, April 15<sup>th</sup> 2026  
**Inspection carried out by:** Ben Meale

---

This summary is supplied to allow a quick and superficial overview of the Inspection results. This summary is NOT the Report and cannot be relied upon on its own. This summary must be read in conjunction with the full Report and not in isolation from the Report. If there should happen to be any discrepancy between anything in the Report, and anything in this summary, the information in the Report shall override that in the summary. The Report is subject to conditions and limitations. Your attention is particularly drawn to the clauses, disclaimer of liability to third parties, limited liability to a purchaser with the Australian Capital Territory (ACT), and to the notice to the purchaser at the back of this Report.

---

### 1.0 ACCESS LIMITATIONS

**There were access limitations to the inspection/report. Please refer to section 1.0 of the report.**

### 2.0 TERMITE ACTIVITY

**No active subterranean termites (live specimens) were found.**

**No visible evidence of subterranean termite workings or damage was found.**

### 3.0 BORER ACTIVITY

**No visible evidence of borers of seasoned timbers was found.**

### 4.0 DECAY FUNGI

**No evidence of damage caused by wood decay (rot) fungi was found.**

For complete and accurate information, please refer to the attached 'Visual Timber Pest Report', which is prepared in accordance with AS 4349.3.

## CONDITIONS OF THIS INSPECTION

---

### Important Information:

Any person who relies upon the contents of this Report does so acknowledging that the following clauses, which define the scope and limitations of the Inspection, form an integral part of the Report.

This is a **Visual Inspection Only**, prepared in accordance with AS 4349.3, 'Inspection of Buildings Part 3: Timber Pest Inspections'. Visual Inspection was limited to those areas and sections of the property to which reasonable access (see definition) was both available and permitted on the date of Inspection.

The Inspection **did not** include breaking apart, dismantling, removing, or moving objects including but not limited to – foliage, mouldings, roof insulation/sisalation, floor or wall coverings, sidings, ceilings, floors, furnishings, appliances, or personal possessions.

The Inspector **cannot** see inside walls, between floors, inside skillion roofing, inside the eaves, behind stored goods in cupboards, or in any other areas that are concealed or obstructed.

The Inspector **did not** dig, gouge, force or perform any other invasive procedures. An invasive Inspection will not be performed unless a separate contract is entered into.

In an occupied property, it must be understood that furnishings or household items may be concealing evidence of Timber Pests, which may only be revealed when the items are moved or removed.

In the case of strata type properties, only the interior of the unit is inspected.

### Scope of Report:

This Report only deals with the detection or non-detection of Timber Pest Attack and Conditions Conducive to Timber Pest Attack discernible at the time of inspection. The inspection was limited to the Readily Accessible Areas of the Building and Site (see note below) and was based on a visual examination of surface work (excluding furniture and stored items), and the carrying out of Tests. Note. With strata and company title properties, the inspection was limited to the interior and the immediate exterior of the particular residence inspected. Common property was not inspected.

### Limitations:

The Client acknowledges:

**(a)** This Report does not include the inspection and assessment of matters outside the scope of the requested inspection and report.

**(b)** The inspection only covered the Readily Accessible Areas of the Building and Site. The inspection did not include areas which were inaccessible, not readily accessible or obstructed at the time of inspection. Obstructions are defined as any condition or physical limitation which inhibits or prevents inspection and may include – but are not limited to – roofing, fixed ceilings, wall linings, floor coverings, fixtures, fittings, furniture, clothes, stored articles/materials, thermal insulation, sarking, pipe/duct work, builder's debris, vegetation, pavements, or earth.

**(c)** The detection of dry wood termites may be extremely difficult due to the small size of the colonies. No warranty of absence of these termites is given.

**(d)** European House Borer (*Hylotrupes bajulus*) attack is difficult to detect in the early stages of infestation as the galleries of boring larvae rarely break through the affected timber surface. No warranty of absence of these borers is given. Regular inspections including the carrying out of appropriate tests are required to help monitor susceptible timbers.

**(e)** This is not a structural damage report. Neither is this a warranty as to the absence of Timber Pest Attack.

**(f)** If the inspection was limited to any particular type(s) of timber pest (e.g., subterranean termites), then this would be the subject of a Special-Purpose Inspection Report, which is adequately specified.

**(g)** This Report does not cover or deal with environmental risk assessment or biological risks not associated with Timber Pests (e.g., toxic Mould) or occupational, health or safety issues. Such advice may be the subject of a Special-Purpose Inspection Report which is adequately specified and must be undertaken by an appropriately qualified inspector. The choice of such inspector is a matter for the Client.

**(h)** This Report has been produced for the use of the Client. The Consultant or their firm or company are not liable for any reliance placed on this report by any third party, except as provided in the section Limited Liability To a Purchaser within the Australian Capital Territory.

**Determining extent of Damage:**

This is not a structural building report, and any inexpert opinion we provide on timber damage cannot be relied upon. This Report **will not** state the full extent of any Timber Pest damage. It will state Timber Pest Damage found as either 'slight', 'moderate', 'moderate to extensive', or 'extensive', and this information is not the opinion of an expert. If any evidence of Timber Pest activity and/or damage resulting from Timber Pest activity is reported, either in the structure(s) or the grounds of the property, then you must assume that there may be concealed structural damage within the building(s).

This concealed damage may only be found when wall linings, cladding or insulation are removed to reveal previously concealed timbers. In this case, an Invasive Timber Pest Inspection (for which a separate contract is required) is strongly recommended, and you should arrange for a qualified professional such as a builder, engineer, or architect to carry out a structural Inspection to determine the full extent of the damage, and the extent of repairs that may be required. You agree that neither we, nor the individual conducting the Inspection, are responsible or liable for the repair of any damage, whether disclosed by the Report or not.

**Disclaimer of Liability:**

No liability shall be accepted on account of failure of the Report to notify any termite activity and/or damage present at, or prior to, the date of the Report, in any area(s) or section(s) of the subject property physically inaccessible for Inspection, or to which access for Inspection is denied by, or to, the licensed Inspector (including, but not limited to, any area(s) or section(s) specified by the Report).

## 1.0 ACCESS LIMITATIONS

---

### 1.1 Area(s) inspected:

Only structures, fences &/or trees within 50m of the building but within the property boundaries were inspected.

### 1.2 Common area(s) not inspected:

No Inspection was made, and no Report will be submitted, of inaccessible area(s).

These include, but may not be limited to; cavity walls, concealed frame timbers, eaves, flat roofs, fully enclosed patios, inaccessible parts of the subfloors, inaccessible parts of the roof void, soil concealed by concrete floors, fireplace hearths, wall linings, landscaping, rubbish, floor coverings, furniture, pictures, appliances, stored items, insulation, and hollow blocks/posts etc.

### 1.3 Area(s) in which visual inspection was obstructed or restricted and why:

**Ceiling framing timbers were concealed by insulation. Clothing and other stored items concealed timbers in cupboards and built in robes/closets. Furniture and stored items concealed some of the skirting boards and architraves inside the house. Ducting flex throughout the roof space restricting access in areas. Areas of the timber fence were concealed by vegetation and screening.**

**NB.** Please note that since a complete Inspection of the above area(s) was not possible, Timber Pest activity and/or damage may exist in these areas.

### 1.4 The property was furnished at the time of inspection.

Where a property is furnished at the time of Inspection, it must be understood that the furnishings and stored goods may be concealing evidence of Timber Pest activity. This evidence may be revealed when the property is vacated, and a further Inspection of the vacant property is strongly recommended if the house was furnished at the time of inspection.

### 1.5 Undetected timber pest risk assessment is considered Low/Moderate.

**NB.** Where the risk is considered “Moderate” or “Moderate-High” or “High”, a further inspection is strongly recommended of areas that were not readily accessible, and of inaccessible or obstructed areas once access has been provided or the obstruction removed. This may require the moving, lifting or removal of obstructions such as floor coverings, furniture, stored items foliage and insulation. In some instances, it may also require the removal of ceiling and wall linings, and the cutting of traps and access holes. Seek further advice from your Consultant.

## 2.0 TERMITE ACTIVITY

---

**2.1 No active (live) termites were present at the time of Inspection.**

**2.2 No visible evidence of subterranean termite workings and/or damage was found.**

**2.3 A termite nest was not found.**

**2.4 No evidence of timber damage caused by Termite attack was visible at the time of the Inspection.**

NB. Where evidence of termite activity by the *Nasutitermes* or *Coptotermes* species was found in the grounds, the risk to buildings is very high. A treatment to eradicate the termites and to protect the building(s) should be carried out. Where the evidence of termite workings was found in the grounds or the building(s), then the risk of a further attack is very high.

### **2.5 Very important:**

If live termites or any evidence of termite workings or damage was reported above, within the building(s) or in the grounds and fences, then it must be assumed that there may be concealed termite activity and/or timber damage. This concealed activity or damage may only be found when alterations are carried out, such as when wall linings, cladding or insulation are removed; or if you arrange for an invasive Inspection. We claim no expertise in structural engineering or building, and we strongly recommend that you have a qualified professional such as a builder, engineer, architect, or other qualified expert determine the full extent of the damage, if any. This may require an invasive Inspection. We take no responsibility for the repair of any damage, whether disclosed by this Report or not (see 'Terms and Limitations').

Where visual evidence of termite workings and/or damage is reported above, but no live termites were present at the time of Inspection, you must realise that it is possible that termites are still active in the immediate vicinity, and that the termites may continue to cause further damage. It is not possible, without further investigation and a number of Inspections over a period of time, to ascertain whether any infestation is active or inactive. Active termites may simply have not been present at the time of Inspection due to a prior disturbance or climatic conditions, or they may have been utilizing an alternative feeding source.

Continued, regular Inspections are essential. Unless written evidence of a termite protection program in accordance with 'AS 3660' with ongoing Inspections is provided, you must arrange for a treatment in accordance with 'AS 3660' to be carried out to reduce the risk of further attack.

**2.6 Previous termite treatment: There were no signs of a termite treatment or evidence of a possible previous termite treatment, at the time of inspection.**

**NB.** If there is evidence of drill holes in concrete or brickwork, bait stations or other signs of a possible previous treatment are reported, then the treatment was probably carried out because of an active termite attack. Extensive structural damage may exist in concealed areas. You should have an invasive Inspection carried out, and have a builder determine the full extent of any damage, and the estimated cost of repairs, as the damage may only be found when wall linings etc. are removed. Normally, if a termite treatment has been carried out, then a durable notice should be located in the metre box, indicating the type of termite shield system, treated zone or combination that has been installed.

**2.7 Termite management: A termite management notice was not found in the meter box; however, due to the age of the residence a barrier system should have been installed.**

This firm can give no assurances with regard to work that may have been previously performed by other firms. You should obtain copies of all paperwork and make your own enquiries as to the quality of the treatment when it was carried out, and warranty information. In most cases, you should arrange for a treatment in accordance with "Australian Standard 3660" to be carried out to reduce the risk of further attack.

### **2.8 General remarks:**

Where any current visible evidence of Timber Pest activity is found, it is strongly recommended that a more invasive Inspection be performed. Trees on and near the property up to a height of 2 metres, have been visually Inspected where possible and practicable, for evidence of Termite activity. It is very difficult to locate termite nests since they are underground, and evidence in trees is usually well concealed. Therefore, we strongly recommend that you arrange to have the medium to large eucalypt trees within a 50 metre radius of the property test drilled for evidence of termite nests.

### 3.0 BORER ACTIVITY

---

#### 3.1 No visible evidence of borers was found.

The **Lyctid Borer** - The most common lyctid borer in Australia is **Lyctus brunneus (powder post beetle)**. Attack usually takes place during the first six to twelve months of the service life of timber. However, the powder post beetle is not considered a significant pest of timber and treatment of infestation is not usually required. As only the sapwood of certain hardwoods is destroyed, larger-dimensional timbers (such as rafters, bearers, and joists) in a building are seldom weakened significantly to cause collapse. The **Anobiid Borer** There are many different species of Anobiid borer, the most frequently encountered being *Anobium punctatum* (furniture beetle) and *Calymmaderus incisus* (Queensland pine beetle). Attack mainly occurs to softwoods especially pine timbers such as floorboards that have been in service for at least ten years. Should any structural timbers be attacked by Anobiid borers it is often difficult to determine what extent the borer damage has weakened such timbers and replacement is often the only way of ensuring safety from collapse.

In the case of Anobiid borers, once an attack is initiated it is unlikely to cease or die out of its own accord without some sort of eradication treatment. Therefore, unless proof of treatment is provided, evidence of an attack must always be considered active. Although a chemical treatment is an option, replacement of infested timbers with non-susceptible, or treated timber, is the most effective method of treatment. Before any option is considered, competent advice (e.g., from a licensed building contractor) should be sought to determine the extent of any structural damage, and as to the need or otherwise for rectification or repair work.

**Other Borers:** A further (more invasive) investigation is strongly recommended to determine whether infestation is still active and to positively identify the borer species responsible for the attack. Always seek further advice from the Consultant.

**Management Program:** Wherever practical, remove any conditions conducive to attack (e.g., *Anobium* borer thrive in badly ventilated subfloor areas). Regular inspections are recommended at intervals not exceeding 12 months. Always seek further advice from the Consultant.

## 4.0 DECAY FUNGI

---

### 4.1 No evidence of damage caused by wood decay (rot) fungi was found.

**NB.** If any evidence of fungal decay or damage is reported, you should consult a building expert to determine the full extent of damage, and the estimated cost of repairs or timber.

**General Description of Attack** Decaying wood contains sufficient moisture to retain its original shape and may have sufficient strength to withstand normal loads. In contrast decayed wood is reduced both in moisture content and size as indicated by cracking either along or across the grain or fibres coming apart in a stringy manner. Decayed wood will have undergone considerable strength reduction.

**Economic Significance** Fungal decay can cause at one extreme, structural failure of the affected timber, and at the other purely superficial surface damage. The most critical determination is that of which timber is affected and decaying because decay will most likely spread (unless sources of moisture are quickly removed). Affected and decayed timber may warrant timber replacement, but the rot should not spread unless a new moisture source becomes available in that area.

Where evidence of decayed timber exists, competent advice (e.g., from a licensed or registered building contractor) should be sought to determine the extent of any structural damage, and as to the need or otherwise for rectification or repair work. It is important to correct any condition conducive to attack prior to replacing decayed wood.

Where evidence of decaying timber exists, competent advice (e.g., from a licensed or registered building contractor) should be sought to remove the condition(s) conducive to attack, and to determine the extent of any structural damage, and as to the need or otherwise for rectification or repair work.

Where the full extent of damage or the overall condition of the timber is undetermined a further inspection is strongly recommended by a competent person (e.g., from a licensed or registered building contractor). This may require monitoring of the timber over a period and include the assessment of conditions conducive to attack in different weather conditions (e.g., to determine the adequacy of existing drainage).

**Management Program** Remove any conditions conducive to attack (e.g., lack of ventilation or the presence of excessive moisture). Regular inspections are recommended at intervals not exceeding 12 months. Always seek further advice from the Consultant.

## 5.0 CONDITIONS THAT ARE CONDUCTIVE TO TIMBER PESTS

---

### 5.1 Water leaks: At the time of the inspection no leaks were found to be present.

Water leaks, especially in or into the subfloor, or against the external walls; increase the likelihood of termite attack. Leaking showers or leaks from other 'wet areas' also increase the likelihood of concealed termite attack. Hot water overflows should be plumbed away from the building.

**NB.** We claim no expertise in building, and if any leaks were reported, you should consult a plumber or other building expert to determine the full extent of damage, and the estimated cost of repairs.

### 5.2 Moisture/drainage: Not applicable as the home is built on a concrete slab.

Lack of Adequate Subfloor Ventilation Inadequate ventilation provides a condition suitable for timber pest infestation. For example, subterranean termites thrive in damp humid conditions typical of those provided in a poorly ventilated subfloor space. Where evidence of a lack of adequate ventilation has been identified in the report, the Client should seek competent advice (e.g., from a licensed or registered building contractor) regarding upgrading ventilation. The Presence of Excessive Moisture Ground levels around the building should be maintained in such a way to minimise water entering under the building. Also, the ground surface in subfloor areas should be kept graded to ensure that moisture does not pond or accumulate in any area. Where necessary, sub-surface drains should be installed and maintained to assist with drainage around and under the building. Likewise, the presence of excessive moisture can often be directly related to ventilation limitations and the resultant high humidity. Also, plumbing oversights and defects such as a leaking drain or tap will provide a microclimate conducive to timber pest attack. Where necessary, the Client should seek competent advice (e.g., from a licensed or registered plumbing contractor) to determine the adequacy of existing drainage and remove any conditions conducive to the presence of excessive moisture. The building may need to be monitored over a period of time to detect or confirm a damp problem. The presence of dampness (including moisture) is not always consistent as the prevailing and recent weather conditions at the time an inspection is carried out may affect the detection of damp problems. Importantly, precipitation at or near the time of inspection does not necessarily guarantee that a damp problem will automatically be evident due to such circumstances as prevailing wind conditions or intensity of rainfall. The absence of any dampness at the time of inspection does not necessarily mean the building will not experience some damp problems in other weather conditions. Likewise, whether services have been used for some time prior to an inspection being carried out will affect the detection of dampness.

### 5.3 Ventilation: Not applicable as the home is built on a concrete slab.

Lack of Adequate Subfloor Ventilation Inadequate ventilation provides a condition suitable for timber pest infestation. For example, subterranean termites thrive in damp humid conditions typical of those provided in a poorly ventilated subfloor space. Where evidence of a lack of adequate ventilation has been identified in the report, the Client should seek competent advice (e.g., from a licensed or registered building contractor) in regard to upgrading ventilation.

### 5.4 Hot water services and air conditioning units: There is no need for this work to be carried out.

Hot water services and air conditioning units which release water alongside or near to building walls should be piped to a drain (if not possible then several metres away from the building), as the resulting wet area is highly conducive to termites.

### 5.5 Slab edge exposure: The slab edge inspection zone does not apply to this property.

Where external concrete slab edges are not exposed, there is a high risk of concealed termite entry.

In some buildings built since July 1995, the edge of the slab forms part of the termite shield system. In these buildings an Inspection zone of at least 75mm should be maintained to permit detection of termite entry. The edge should not be concealed by render, tiles, cladding, flashings, adjoining structures, paving, soil, turf, or landscaping etc. Where this is the case, you should arrange to have the slab edge exposed for Inspection.

Concealed termite entry may already be taking place but could not be detected at the time of the Inspection. This may have resulted in concealed timber damage.

**NB.** A very high proportion of termite attacks are over the slab edge. Covering the slab edge makes concealed entry easy. This is particularly true of infill type slab construction. Termite activity and/or damage may be present in concealed timbers of the building. We strongly recommend frequent regular inspections in accordance with AS 3660.2.

**5.6 Weep holes in external walls: Weep holes were clear allowing the free flow of air.**

It is very important that soil, lawn, concrete paths, or pavers do not cover the weep holes. Sometimes, they have been covered during the rendering of the brick work. They should be clean and free flowing and covering the weep holes in part or in whole may allow undetected termite entry.

**5.7 Termite shields: Not applicable as the home is built on a concrete slab.**

Termite Shields (Ant Caps) should be in good order and condition, so termite workings are exposed and visible. This helps prevent termites from gaining undetected entry. Joins in the shielding should have been soldered during the installation. If it is observed that the joins in the shielding have not been soldered, then the shielding must be reported as inadequate. It may be possible for a builder to repair the shielding. If not, a chemical treated zone may need to be installed to deter termites from gaining concealed access to the building. Missing, damaged or poor shields increase the risk of termite infestation. If considered inadequate, a builder or other building expert should be consulted.

Other physical shield systems are not visible to inspection and no comment is made on such systems.

**5.8 Bridging or breaching of termite barriers and inspection zones: No bridging or breaching was found.**

“Bridging” is the spanning of a termite barrier or inspection zone so that subterranean termites are provided with passage over or around that barrier. “Breaching” is the making of a hole or gap in a termite barrier so that termites are provided with a passage through that barrier.

**5.9 Other area(s) and/or situations that appear conducive to (may attract) subterranean termite infestation: Medium to large trees and stumps within a 50 metre radius of the property, due to the nesting conditions.**

## 6.0 OVERALL ASSESSMENT OF THE PROPERTY

---

**6.1** Where evidence of live termites, termite damage or termite workings (mudding) was found in the building(s) then the risk of a further attack is extremely high.

Where evidence of live termites, termite damage or termite workings was found in the grounds but not in the building(s) then the risk to buildings must be reported as high to extremely high.

**6.2** At the time of the Inspection, the degree of risk of subterranean termite infestation to the overall property was considered to be **Moderate**.

**6.3 Subterranean Termite Treatment Recommendation:** A management program in accordance with AS 3660-2000 to protect against subterranean termites is considered **not essential, but 6 to 12 monthly inspections are essential**.

**6.4 Future Inspections:** AS 3660.0-2000 recommends “regular competent Inspections should be carried out at least on an annual basis, but more frequent Inspections are strongly recommended”.

It goes on to inform that “regular Inspections will not prevent termite attack but may help in the detection of termite activity. Early detection will allow remedial treatment to be commenced sooner, and damage to be minimized”.

Due to the degree of risk of subterranean termite infestation noted above and all other findings of this Report; we strongly recommend that a full Inspection and written Report in accordance with AS 4349.3 or AS 3660.2-2000 is conducted at this property every 6 months, but no more than 12 months.

## DEFINITIONS

---

**Timber Pest Attack:** Means Timber Pest Activity and/or Timber Pest Damage.

**Timber Pest Activity:** Means telltale signs associated with 'active' (live) and/or 'inactive' (absence of live) Timber Pests at the time of inspection.

**Timber Pest Damage:** Means noticeable impairments to the integrity of timber and other susceptible materials resulting from attack by Timber Pests.

**Major Safety Hazard:** Means any item that may constitute an immediate or imminent risk to life, health or property resulting directly from Timber Pest Attack. Occupational, health and safety or any other consequence of these hazards has not been assessed.

**Conditions Conducive to Timber Pest Attack:** Means noticeable building deficiencies or environmental factors that may contribute to the presence of Timber Pests.

**Readily Accessible Areas:** Means areas which can be easily and safely inspected without injury to person or property, are up to 3.6 metres above ground or floor levels, in roof spaces where the minimum area of accessibility is not less than 600 mm high by 600 mm wide and subfloor spaces where the minimum area of accessibility is not less than 400 mm high by 600 mm wide, providing the spaces or areas permit entry. The term 'readily accessible' also includes accessible subfloor areas on a sloping site where the minimum clearance is not less than 150 mm high, provided that the area is not more than 2 metres from a point with conforming clearance (i.e., 400 mm high by 600 mm wide); and areas at the eaves of accessible roof spaces that are within the consultant's unobstructed line of sight and within arm's length from a point with conforming clearance (i.e. 600 mm high by 600 mm wide).

**Client:** Means the person or persons for whom the Timber Pest Detection Report was carried out or their Principal (i.e., the person or persons for whom the report was being obtained).

**Timber Pest Detection Consultant:** Means a person who meets the minimum skills requirement set out in the current Australian Standard AS 4349.3 Inspections of Buildings. Part 3: Timber Pest Inspection Reports or state/territory legislation requirements beyond this Standard, where applicable.

**Building and Site:** Means the main building (or main buildings in the case of a building complex) and all timber structures (such as outbuildings, landscaping, retaining walls, fences, bridges, trees, and stumps with a diameter greater than 100 mm and timber embedded in soil) and the land within the property boundaries up to a distance of 50 metres from the main building(s).

**Timber Pests:** Means one or more of the following woods destroying agents which attack timber in service and affect its structural properties:

**Chemical Delignification:** The breakdown of timber through chemical action.

**Fungal Decay:** The microbiological degradation of timber caused by soft rot fungi and decay fungi, but does not include Mould, which is a type of fungus that does not structurally damage wood.

**Wood Borers:** Wood destroying insects belonging to the order 'Coleoptera' which commonly attack seasoned timber.

**Termites:** Wood destroying insects belonging to the order 'Isoptera' which commonly attack seasoned timber.

**Tests:** Means additional attention to the visual examination was given to those accessible areas which the consultant's experience has shown to be particularly susceptible to attack by Timber Pests. Instrument testing of those areas and other visible accessible timbers/materials/areas showing evidence of attack was performed.

**Instrument Testing:** Means where appropriate the carrying out of Tests using the following techniques and instruments:

- (a) Electronic moisture detecting meter - an instrument used for assessing the moisture content of building elements.
- (b) Stethoscope - an instrument used to hear sounds made by termites within building elements.
- (c) Probing - a technique where timber and other materials/areas are penetrated with a sharp instrument (e.g., bradawl or pocket knife), but does not include probing of decorative timbers or finishes, or the drilling of timber and trees; and
- (d) Sounding - a technique where timber is tapped with a solid object.

## IMPORTANT MAINTENANCE ADVICE REGARDING INTEGRATED PEST MANAGEMENT FOR PROTECTING AGAINST TIMBER PESTS

---

You should read and understand the following important information. It will help explain what is involved in a Timber Pest Inspection, the difficulties faced by a Timber Pest Inspector, and why it is not possible to guarantee that a property is free of Timber Pests. It also details important information about what you can do to help protect your property from Timber Pests. This information forms an integral part of the Report. Any structure can be attacked by Timber Pests. Periodic maintenance should include measures to minimise possibilities of infestation in and around a property. Factors which may lead to infestation from Timber Pests include situations where the edge of the concrete slab is covered by soil or garden debris, filled areas, areas with less than 400mm clearance, foam insulation at foundations, earth/wood contact, damp areas, leaking pipes, etc.; form-work timbers, scrap timber, tree stumps, mulch, tree branches touching the structure, wood rot, etc. Gardens, pathways, or turf abutting or concealing the edge of a concrete slab will allow for concealed entry by timber pests any timber in contact with soil such as form-work, scrap timbers or stumps must be removed from under and around the buildings and any leaks repaired. You should endeavor to ensure such conditions DO NOT occur around your property. We further advise that you engage a professional pest control firm to provide a termite management program in accord with AS 3660 to minimise the risk of termite attack. There is no way of preventing termite attack. Even AS 3660 advises that "the provision of a complete termite barrier will impede and discourage termite entry into a building. It cannot prevent termite attack. Termites can still bridge or breach barriers, but they can be detected more readily during routine inspections."

### **Reasonable access:**

Unless specified in writing, the inspection only covered the Readily Accessible Areas of the Building and Site.

The inspection did not include areas which were inaccessible, not readily accessible or obstructed at the time of inspection. Areas which are not normally accessible were not inspected and include - but not limited to – inside walls, the interior of a flat roof or beneath a suspended floor filled with earth.

Building Interior, the Consultant did not move or remove any ceilings, wall coverings, flooring, floor coverings (including carpeting), furnishing, equipment, appliances, pictures, or other household goods. In an occupied property, furnishings or household items may be concealing evidence of timber pest attack which may only be revealed when the items are moved or removed.

Building Exterior, Roof Exterior and Site, the Consultant did not move or remove any obstructions such as wall cladding, awnings, trellis, earth, plants, bushes, foliage, stored materials, debris, or rubbish. Due to the 'secretive' nature of timber pests, it is possible that hidden damage may exist in concealed areas, e.g., wall framing. Damage may only be found when the obstruction is removed. In the case of buildings constructed on concrete slabs, if the edge of the slab or any weep hole or vent at the base of external walls is concealed by pavements, gardens, lawns, or landscaping then it is possible for termites to gain undetected entry into the building. The building of gardens or planting of shrubs close to the perimeter of the building can promote and conceal termite entry points. The storage of cellulose materials such as building materials and firewood near the ground or building may encourage termite activity.

Roof Space Obstructions such as roofing, stored articles, thermal insulation, sarking, and pipe/duct work may be concealing evidence of timber pest attack which may only be revealed when the obstructions are moved or removed. Also, bodily access should be provided to the interior of all accessible roof spaces. In accordance with Australian Standard ASS 4349 the minimum requirement is a 400mm by 500 mm access manhole.

Subfloor Space Subfloor areas should be kept free from all vegetation (including tree stumps) and other cellulose material which may encourage timber pest activity. Also, storage of materials in subfloor areas is not recommended as it reduces ventilation and makes inspection difficult. Obstructions may be concealing evidence of timber pest attack which may only be revealed when the obstructions are moved or removed. Bodily access should be provided to all accessible subfloor areas with the minimum requirement being a 500 mm x 400 mm access manhole. In the case of suspended floors, if the clearance between the ground and structural components is less than 400 mm, then the ground should be excavated to provide the required clearance, subject to maintaining adequate drainage and support to footings. If the subfloor has been sprayed for subterranean termites or if the area is susceptible to mould growth, appropriate health precautions must be followed before entering the area. Also, special care should be taken not to disturb the treated soil. Always seek further advice from the Consultant.

A further inspection is strongly recommended of those areas that were not readily accessible and of inaccessible or obstructed areas once access has been provided or the obstruction removed. This will involve a separate visit to the site, permission from the owner of the property and additional cost.

Unless stated otherwise, any recommendation or advice given in this Report should be implemented as a matter of urgency.

**A more invasive physical inspection is available and recommended:**

As detailed above, there are many limitations to this visual inspection only. With the permission of the owner of the premises we WILL perform a more invasive physical inspection that involves moving or lifting insulation, stored items, furniture, or foliage during the inspection. We WILL physically touch, tap, test and when necessary, force/gouge suspected accessible timbers. We WILL gain access to areas, where physically possible and considered practical and necessary, by way of cutting traps and access holes.

This style of Report is available by ordering with several days' notice. Inspection time for this style of Report will be greater than for a VISUAL INSPECTION.

It involves disruption in the case of an occupied property, and some permanent marking is likely. You must arrange for the written permission of the owner who must acknowledge all the above information and confirm that our firm will not be held liable for any damage caused to the property.

A price is available on request.

**Concrete slab homes:**

Homes constructed on concrete slabs pose special problems with respect to termite attack. If the edge of the slab is concealed by concrete paths, patios, pavers, garden beds, lawns, foliage, etc. then it is possible for termites to affect concealed entry into the property, and they can then cause extensive damage to concealed framing timbers. Even the most experienced Inspector may be unable to detect their presence due to concealment by wall linings. Only when the termites attack timbers in the roof void, which may in turn be concealed by insulation, can their presence be detected. Where termite damage is in the roof, it should be expected that concealed framing timbers will be extensively damaged. With a concrete slab home, it is imperative that you expose the edge of the slab and ensure that foliage and garden beds do not cover the slab edge. Weep holes must be kept free of obstructions.

It is strongly recommended that you have a Termite Inspection in accordance with AS 3660.2 carried out every 6 to 12 months.

**Subterranean termites:**

No property is safe from termites. General Description of Attack Timber hollowed beneath; some cracking at the surface of timber; earthen channels present; or pale faecal spots present.

**Important note:**

As a delay may exist between the time of an attack and the appearance of telltale signs associated with the attack, it is possible that termite activity and damage exists though not discernible at the time of inspection.

Treatment After discovery of an active infestation, it is imperative that the species of termite is accurately identified before costly (and sometimes unnecessary or inappropriate) methods of treatment are initiated. Only economically important species which are known to attack timber structures should be treated.

In the case of economically important species, it is important that the termite workings are not further disturbed until the proposed method of control has been determined by a licensed pest control operator. Premature attempts to repair or replace infested timber may cause the termites to withdraw from the area temporarily, thereby hindering effective treatment. Any repair or replacement of infested timber should be carried out after the appropriate treatment has been completed.

Where evidence of active termites is detected within a building or within 50 metres of any building, it must always be assumed that the termites may also be active in areas of the property not inspected. Accordingly, where the termites are known to be of economic significance, a further (more invasive) inspection is strongly recommended of areas which were inaccessible, not readily accessible or obstructed at the time of inspection.

Termite Workings and Damage Where evidence of damage to building timbers exists, competent advice (e.g. from a licensed or registered building contractor) should be obtained to determine the extent of any structural damage and as to the need or otherwise for rectification or repair work.

Where evidence of inactive termites is located within the building, it is possible that termites are still active in areas of the property not inspected and they may continue to cause damage. A furthermore invasive inspection is strongly recommended of areas which were inaccessible, not readily accessible or obstructed at the time of inspection.

Where evidence of an inactive termite infestation exists, it is not possible, without benefit of further investigation and inspections over a period, to ascertain whether any infestation is active or inactive. Continued, regular, inspections are essential.

Where evidence of termite attack exists to any trees or tree stumps a more conclusive search should be undertaken. This may require the tree or stump to be drilled to determine the existence of a termite nest. In addition, the soundness and stability of any standing trees identified as being affected by termite attack should be confirmed. Always seek further advice from the Consultant.

**Previous Treatments** Where evidence of a possible termite treatment was located, the Client should obtain and keep on file all relevant documents pertaining to the extent of the treatment, any service warranties and advice in regard to the building owner's obligation to maintain the treatment and/or barrier. If evidence of a previous treatment of termite infestation is noted, and appropriate documentation is not available, the Client must assume that the termite infestation may still be active in areas of the property not inspected. Accordingly, a re-treatment may be required. Always seek further advice from the Consultant.

**Frequency of Future Inspections** Australian Standard AS 3660 recognises that regular inspections will not prevent termite attack but may help in the detection of termite activity. Early detection will allow remedial treatment to be commenced sooner and damage to be minimised.

Inspections at intervals not exceeding twelve (12) months are recommended. Where the termite risk is high or the building type susceptible to termite attack, more frequent inspections (3-6 months) should be undertaken.

**Risk management options:**

To help protect against financial loss, it is essential that the building owner immediately control or rectify any evidence of destructive timber pest activity or damage identified in this inspection report. The Client should further investigate any high-risk area where access was not gained. It is strongly advised that appropriate steps be taken to remove, rectify or monitor any evidence of conditions conducive to timber pest attack.

To help minimise the risk of any future loss, the Client should consider whether the following options to further protect their investment against timber pest infestation are appropriate for their circumstances:

Undertake thorough regular inspections at intervals not exceeding twelve months or more frequent inspections where the risk of timber pest attack is high, or the building type is susceptible to attack. To further reduce the risk of subterranean termite attacks, implement a management program in accordance with Australian Standard AS 3660. This may include the installation of a monitoring and/or baiting system, or chemical and/or physical barrier. However, AS 3660 stresses that subterranean termites can bridge, or breach barrier systems and inspection zones and that thorough regular inspection of the building are necessary.

**CONTACT THE INSPECTOR**

---

Please feel free to contact the Inspector who carried out this inspection. Often it is very difficult to fully explain situations, problems, access difficulties or timber pest activity and/or damage in a manner that is readily understandable by the reader. Should you have any difficulty in understanding anything contained within this Report, then you should immediately contact the Inspector and have the matter explained to you.

If you have any questions at all or require any clarification, then contact the Inspector prior to acting on this Report.

## NOTICE TO THE PURCHASER

---

**(a)** Prior to or on Exchange, and prior to the commencement of the 'Cooling-off Period', you were given an Inspection Report on the Property you intend on purchasing ("the Report"). The Purchaser is advised that this Report reflects the condition of the property existing at the time of the Inspection (Inspection Date) and may not reflect the current state. Timber Pests, particularly Termites, may have gained entry to the property since the Inspection Date. Termites can, in a relatively short period, cause significant damage to both structural and non-structural timbers within and around the buildings of the Property.

Termites (white ants) may be difficult to detect and much of the damage caused may not be readily visible. If damage exists, then it may cost thousands of dollars to repair.

It is, therefore, very strongly recommended that you urgently arrange for another Inspection and Report in accordance with AS4349.3 to be carried out prior to exchange, or prior to the expiration of any 'Cooling off Period', and prior to settlement.

**(b)** If the Report indicated the presence of Termites, termite damage or recommends any treatments or other Inspections and Reports, you should obtain copies of the treatment proposal, any certificates of treatments carried out, details of all repairs including copies of quotations, invoices, and any other Reports.

It is strongly recommended that you arrange for an Inspection and Report in accordance with AS 4349.3 to verify that the treatment has been successful and carried out in accordance with AS 3660.2 and a further building Inspection in accordance with AS 4349.1.

**(c)** If you fail to procure a further Inspection and report as recommended in (a) and (b), or fail to obtain copies of the treatment proposal, certificates of treatment carried out, details of all repairs including copies of quotations, invoices and any other reports as recommended in (b) above, then it will be deemed that you have decided not to have a further Inspection and report carried out, or to obtain copies of certificates of treatments carried out, details of all repairs including copies of quotations, invoices and any other reports.

It will be deemed that you have relied upon your own enquiries and the report, knowing the possible consequences and that the condition of the property, as stated in the report, may have changed.

**(d)** The person carrying out the Inspection and the company, partnership or sole trader that employs that person will have no liability to you for any damage or loss you may suffer as a result of your entering the contract to purchase the property or in connection with completing the purchase of the property as a result of your failure to heed the advice given in (a) and (b) and the warning contained in (c) above, and may use such failure in defense of any claim that you may later make against any of them.

# Compliance Report



## COMPLIANCE REPORT

---

This is a Compliance Report regarding any unapproved structures or alterations. ACT Property Inspections have accessed the attached Building File from ACT Planning and Land Authority (ACTPLA) and hold no responsibility for any inaccuracies in the Building File supplied by ACTPLA. The Compliance report is based solely upon the information available from the Building File which does not contain information regarding Plumbing or Electrical work that has taken place since the original construction. Information regarding the Plumbing and Electrical is available upon application from ACTPLA. Since we are not Plumbers or Electricians, we are unable to comment on those works. If structures have been noted as requiring approval, a Certifier should be engaged to assess if the structure will comply with the relevant ACT legislation. Owners must be aware that unapproved structures may not comply and may require significant repair, design change or possible removal.

---

**Property Address:** 2/25 Lind Close, Fraser ACT 2615  
**Unit, Block & Section:** Unit 2, Block 6 Section 39 FRASER  
**Inspection Date:** Wednesday, April 15<sup>th</sup> 2026

---

## APPROVAL STATUS

---


| Description                        | Plan number     | Certificate of occupancy date | Approval status |
|------------------------------------|-----------------|-------------------------------|-----------------|
| Demolition of Residence and Garage | 094595/A        | 29/07/2010                    | Approved.       |
| New Townhouse and Garage – Unit 2  | 094595/A+/B/C/D | 29/07/2010                    | Approved.       |

## SURVEY REPORT

---

| Survey Report completed by | Date Survey report was completed | Comments   |
|----------------------------|----------------------------------|--|
| M + S Surveys              | Thursday, 29 April 2010          | There are no apparent encroachments upon this land or by this property on adjoining lands or street. |

# Conveyancing File



**CONVEYANCING BUILDING FILE INDEX**

SUBURB: **FRASER** SECTION: **39** BLOCK: **6** UNIT: **2** EX GOV: **NO**

| COU ISSUED Y/N | PLAN NUMBER | FOLIO NO. | DESCRIPTION OF WORK   | AMEND | DETAILS | PERMIT NUMBER | COU PLAN NO. & DATE           |
|----------------|-------------|-----------|---|-------|---------|---------------|-------------------------------|
| Y              | 094595/A    | -         | DEMOLITION OF RESIDENCE AND GARAGE<br>NEW TOWNHOUSE AND GARAGE – UNIT 2 |       |         | 094595/A      |                               |
| Y              | 094595/B    | -         |   | Y     |         |               |                               |
| Y              | 094595/C    | -         |   | Y     |         |               |                               |
| Y              | 094595/D    | -         |   | Y     |         |               |                               |
|                |             | -         | (DEMOLITION)  |       |         |               | 094595/A<br>29/07/2010        |
|                |             | -         | (TOWNHOUSE AND GARAGE)  |       |         |               | 094595/A+/B/C/D<br>29/07/2010 |
|                |             |           |   |       |         |               |                               |
|                |             |           |   |       |         |               |                               |
|                |             |           |   |       |         |               |                               |
|                |             |           |   |       |         |               |                               |
|                |             |           |   |       |         |               |                               |
|                |             |           |   |       |         |               |                               |
|                |             |           |   |       |         |               |                               |
|                |             |           |   |       |         |               |                               |
|                |             |           |   |       |         |               |                               |
|                |             |           |   |       |         |               |                               |
|                |             |           |   |       |         |               |                               |
|                |             |           |   |       |         |               |                               |
|                |             |           |   |       |         |               |                               |
|                |             |           |   |       |         |               |                               |
|                |             |           |   |       |         |               |                               |

For any incomplete approvals please email [acbuildingconveyance@act.gov.au](mailto:acbuildingconveyance@act.gov.au) for further information on how to complete.

Drainage Plan Number: 33509

Survey: Y (1)

Comments:

## CONVEYANCING PART 2

No information is provided in respect of electrical, drainage or sewer matters and or to the location of overhead power lines or underground cables in relation to the building.

- |   | <u>Yes</u>               | <u>No</u>                           |
|---|--------------------------|-------------------------------------|
| 1. (a) Is this a government or ex government house?   | <input type="checkbox"/> | <input checked="" type="checkbox"/> |
| (b) If yes, is there a building file with approvals on it?  | <input type="checkbox"/> | <input type="checkbox"/>            |
| 2. Is there any record of incomplete building work on the building file?<br>If yes - file copies attached   | <input type="checkbox"/> | <input checked="" type="checkbox"/> |
| 3. Are there any records on the building file of current (within 5 years) housing Indemnity insurance policies for building work? If yes - file copies attached | <input type="checkbox"/> | <input checked="" type="checkbox"/> |
| 4. Are there any records on the building file showing building applications still being processed? (Current within 3 years) If yes - file copies attached       | <input type="checkbox"/> | <input checked="" type="checkbox"/> |
| 5. Are there any records on the building file in relation to loose-fill asbestos insulation?  | <input type="checkbox"/> | <input checked="" type="checkbox"/> |

**If available, copies of the following documents are provided:**

- |  |                                     |                                     |
|--|-------------------------------------|-------------------------------------|
| • Certificate/s of Occupancy and Use                       | <input checked="" type="checkbox"/> | <input type="checkbox"/>            |
| • Survey Certificates                                      | <input checked="" type="checkbox"/> | <input type="checkbox"/>            |
| • Unit Plan/Unit Entitlements (if property is unit titled) | <input checked="" type="checkbox"/> | <input type="checkbox"/>            |
| • Approved Building Plans                                  | <input checked="" type="checkbox"/> | <input type="checkbox"/>            |
| • Ex- government Building Plans*                           | <input type="checkbox"/>            | <input checked="" type="checkbox"/> |

**If requested:**

- |                    |                                     |                          |
|--------------------|-------------------------------------|--------------------------|
| • Drainage Plan(s) | <input checked="" type="checkbox"/> | <input type="checkbox"/> |
|--------------------|-------------------------------------|--------------------------|

### ASBESTOS

The ACT Government is not able to guarantee the accuracy of the information in this report.

You should make your own enquiries and obtain reports (from a licensed Asbestos Assessor) in relation to the presence of loose fill asbestos insulation (and other forms of asbestos) on the premises. For more information go to the Asbestos Awareness Website –

[www.asbestos.act.gov.au](http://www.asbestos.act.gov.au)

**Please note:** Development Approval plans will not be included in this report (We do not receive Development Approval Plans unless they are part of a Building Approval in which case they become Building Approval Plans), if development approval was granted you can request copies of the Development Approval plans from [ACEPDcustomerservices@act.gov.au](mailto:ACEPDcustomerservices@act.gov.au).

**Please Note:** Building approvals that have been generated via eDevelopment will be issued with a project number prefixed by the letter B. Initial building approval documentation will be identified with project number B20XXXX only but will be referenced as B20XXXX/A on the Certificate of Occupancy and Use. Any amendments to the original approval will be issued with the project number and an alphanumeric digit. The first amendment will be identified as B20XXXX/B, the second amendment B20XXXX/C etc. Not all eDevelopment plans will be stamped with the plan number.

\*Ex Government plans: Plans are typical and not specific to each residence. There may be slight changes to the layout or window locations that were not required to be approved.

Search officer comments (if any?)

Search officer initials: Kayne

Cost of application: \$ 144.79

Date completed:

08/03/2026

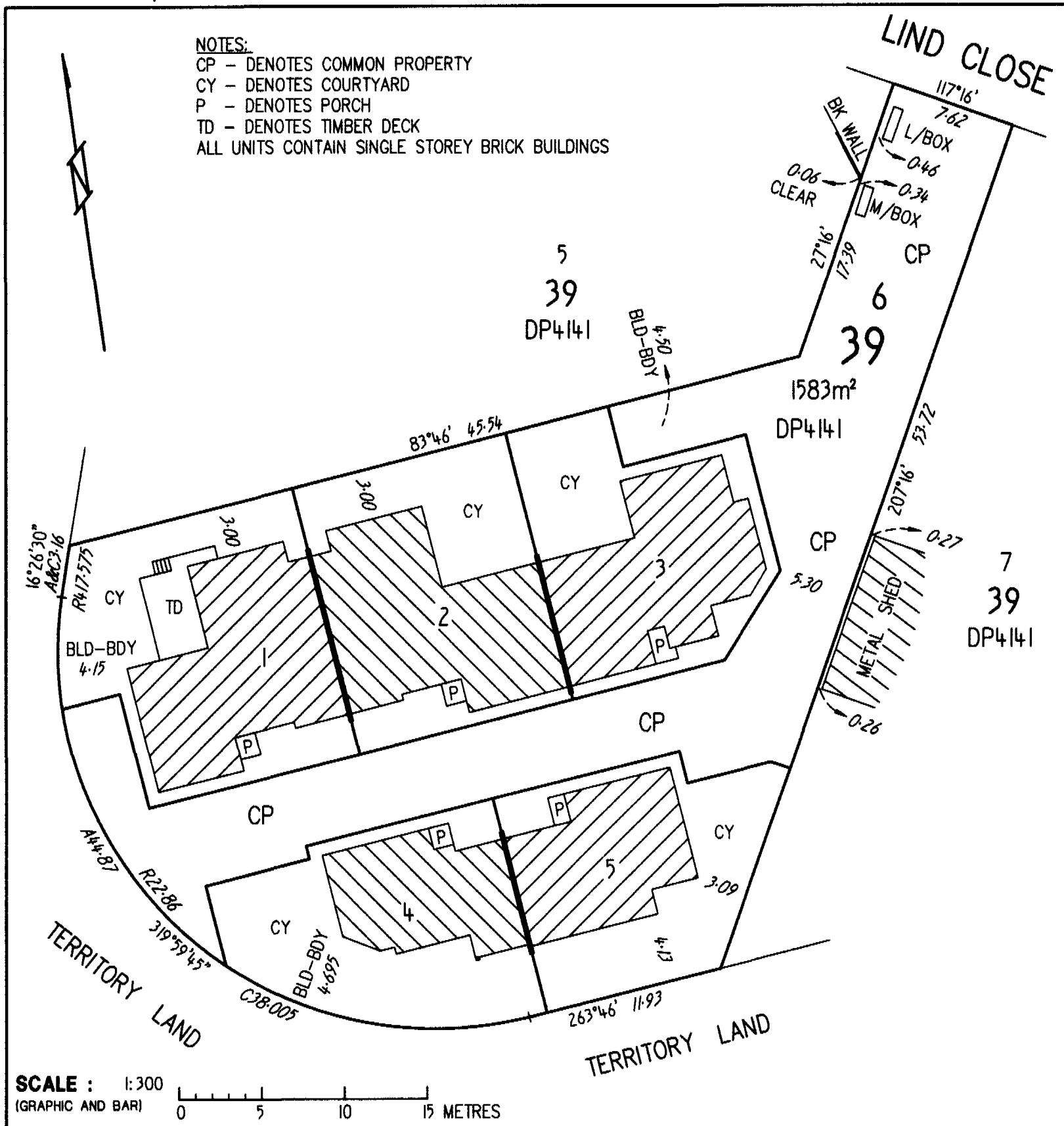
UNITS PLAN No 3529

1. LAND

| DISTRICT/DIVISION | SECTION | BLOCK |
|-------------------|---------|-------|
| FRASER            | 39      | 6     |

2.  SITE PLAN  FLOOR PLAN (tick appropriate box)

3. IF FLOOR PLAN, STATE FLOOR NUMBER ..... 4. CLASS OF UNITS (A or B)..... B



5. EXECUTION

|                  |   |   |
|------------------|---|---|
| <p>Applicant</p> | <p>Director P. Sel 23/7/10</p> <p>Director Registered Surveyor (please sign for site plan only)</p> | <p>Lyn Tankey</p> <p>Delegate of the Minister</p> |
|------------------|---|---|

XUP: 19698



**SUE**  
Form 078


**SCHEDULE OF UNIT ENTITLEMENTS**

1. LAND

|                   |         |       |              |
|-------------------|---------|-------|--------------|
| District/Division | Section | Block | Unit Plan No |
| FRASER            | 39      | 6     | 3529         |

2. APPROVAL UNDER UNIT TITLES ACT 2001

| COLUMN 1 |                  |                   | COLUMN 2 |       |
|----------|------------------|-------------------|----------|-------|
| UNIT NO  | UNIT ENTITLEMENT | UNIT SUBSIDIARIES | VOLUME   | FOLIO |
| 1        | 225              |                   | 1936     | 61    |
| 2        | 230              |                   | 1936     | 62    |
| 3        | 220              |                   | 1936     | 63    |
| 4        | 155              |                   | 1936     | 64    |
| 5        | 170              |                   | 1936     | 65    |



Approved 1000  
*[Signature]*  
 DIRECTOR  
 Signature of Lessee

The Certificate of Title issued for each of the units into which the parcel of land has been subdivided is as shown in Column 2 above. The Certificate of Title for the common property is:

| Volume | Folio |
|--------|-------|
| 1936   | 60    |

Column 1 above is the schedule of unit entitlement approved for the subdivision.

Dated *twenty third* this day of *September* 2010

*Lyn Tankey*  
 Lyn Tankey  
 Delegate of the Authority/Executive

*[Signature]*  
 Brett Phillips  
 Registrar-General  
 Deputy Registrar-General

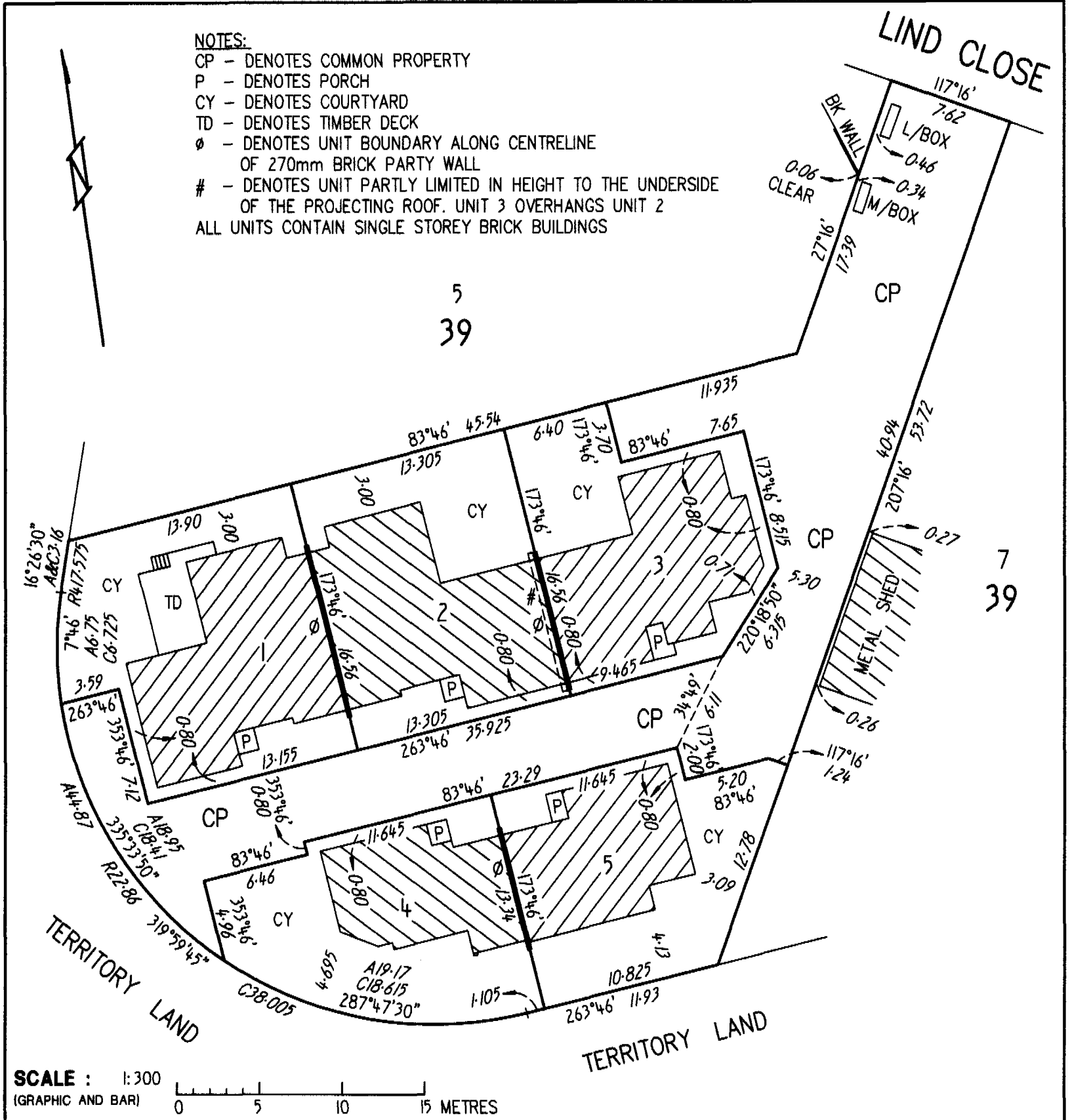
UNITS PLAN No 3529

1. LAND

| DISTRICT/DIVISION | SECTION | BLOCK |
|-------------------|---------|-------|
| FRASER            | 39      | 6     |

2.  SITE PLAN  FLOOR PLAN (tick appropriate box)

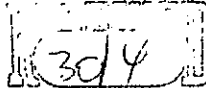
3. IF FLOOR PLAN, STATE FLOOR NUMBER GROUND 4. CLASS OF UNITS (A or B) B



5. EXECUTION

|                  |   |  |
|------------------|---|--|
| <p>Applicant</p> | <p>DIRECTOR</p> <p>Registered Surveyor (please sign for site plan only)</p> | <p><i>Lyn Tankey</i></p> <p><b>Lyn Tankey</b></p> <p>a delegate of the Planning and Land Authority in exercising its functions</p> <p>Delegate of the Minister</p> |
|------------------|---|--|

FGC Developments  
PO Box 426  
MAWSON ACT 2607



Dear Sir

As instructed, we have surveyed land at Fraser, in the Division of Fraser, District of Belconnen, having a frontage of 7.62 metres to Lind Close, being **Block 6 Section 39 Deposited Plan Numbered 4141** as shown in the sketch plan below.

Upon this land stands the brick foundations of buildings in the course of erection to be on completion six (6) cottage residences.

The sketch shows the positions of the foundations relative to the boundaries.

Other than as stated or referred to above, there are no apparent encroachments upon this land or by this property on adjoining land or street.

Yours faithfully  
M & S SURVEYS PTY LTD

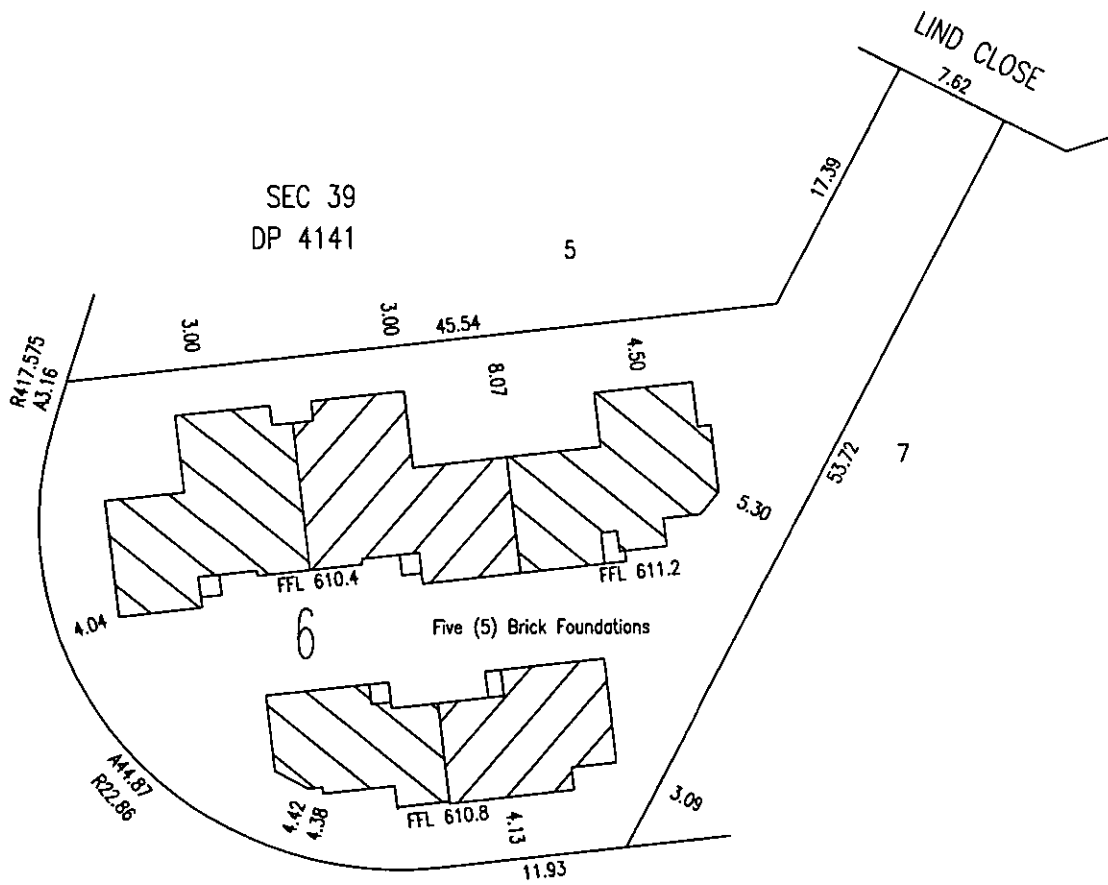
Peter Selfe  
Registered Surveyor

.cc. Chief Surveyor



SCALE 1:500  
N  
LENGTHS ARE IN METRES

TEL: (02) 62522622  
FACSIMILE: (02) 62522622  
EMAIL: [contactus@mssurveys.com.au](mailto:contactus@mssurveys.com.au)  
ADDRESS: 67 Anthony Rolfe Avenue  
PO Box 230  
Gungahlin ACT 2912



*P. Sullivan*  
29/14/10

TELEPHONE (02) 62625424  
 TELEPHONE (02) 622 6222  
 FACSIMILE (02) 622 6333  
 EMAIL [contactus@mssurveys.com.au](mailto:contactus@mssurveys.com.au)  
 ADDRESS 57 Anthony Rolfe Avenue  
 PO Box 230  
 Gungahlin ACT 2912



# ACT Building, Electrical and Plumbing Control

GPO Box 1908, Canberra ACT 2601

## Certificate of Completion of Demolition

Certificate No. **094595N1C1**

This Certificate is issued in accordance with Section 71 (2) of the Building Act.

The demolition of building work listed on this certificate has been completed in accordance with the prescribed requirements.

|   |                                  |                      |                   |
|---|----------------------------------|----------------------|-------------------|
| Builder<br><b>ANDREW JOHN IRWIN</b>                         | Suburb<br><b>FRASER</b>          | Section<br><b>39</b> | Block<br><b>6</b> |
| Notice of Intention to Start Work Number<br><b>094595N1</b> | Plans<br><b>094595/A /B/C /D</b> |                      |                   |

### Building Work

| Nature of Work | Project/Item Description | Unit | Other Description | Class of Occupancy | Type of Construction |
|----------------|--------------------------|------|-------------------|--------------------|----------------------|
| DEMOLITION     | RESIDENCE                |      | & GARAGE          | 1a(i) & 10         | NA                   |

### Comments

ONLY PLAN 094595/A APPLIES TO THE DEMOLITION WORK.



### Important note:

The issue, under this Part, of a certificate in respect of a building or portion of a building does not affect the liability of a person to comply with the provisions of a law of the Territory (including this Act) relating to the building or portion of the building.

CARL BUNK  
Delegate of the Registrar

29/7/2010  
Date

**TREE LEGEND**

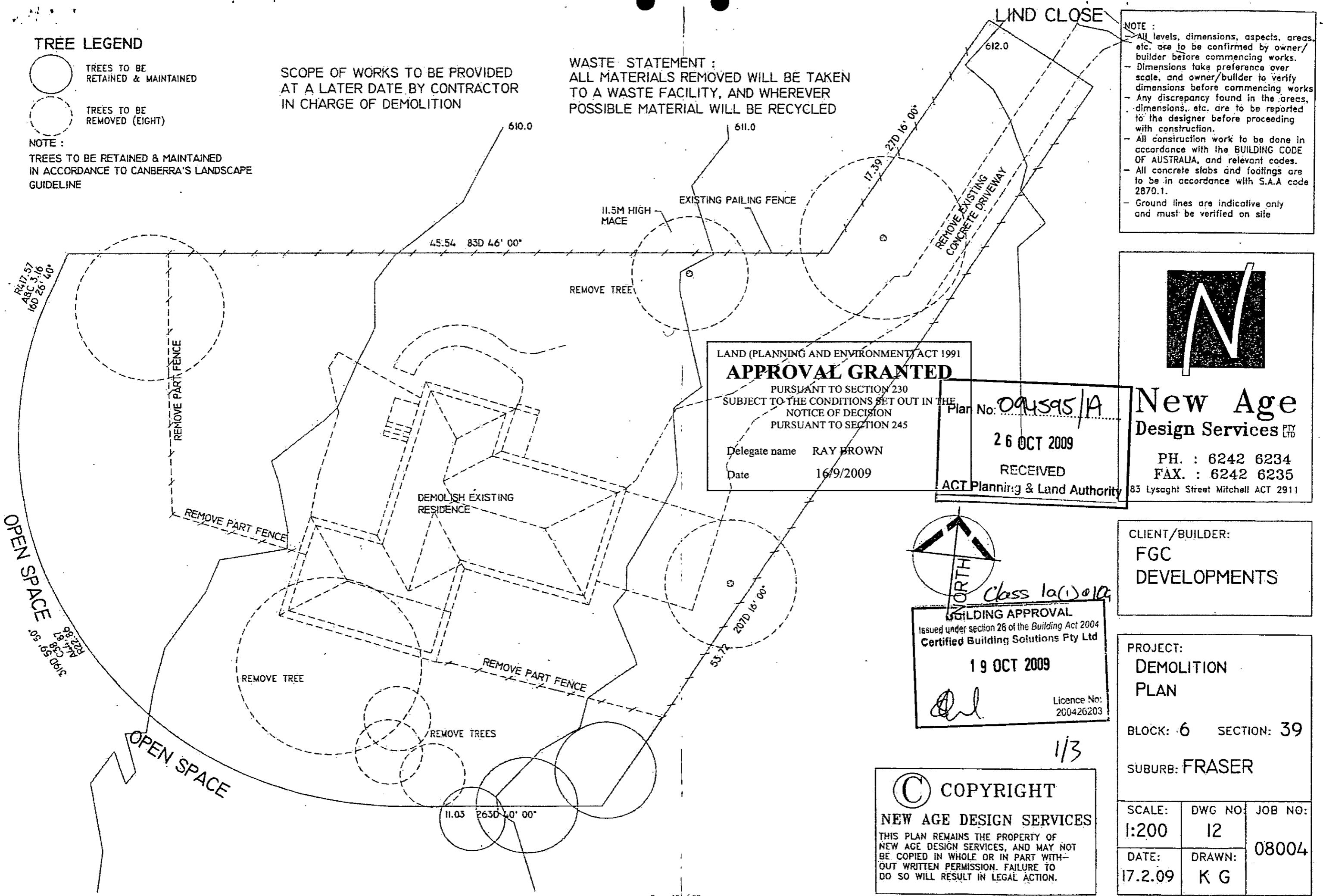
-  TREES TO BE RETAINED & MAINTAINED
-  TREES TO BE REMOVED (EIGHT)

NOTE :  
TREES TO BE RETAINED & MAINTAINED IN ACCORDANCE TO CANBERRA'S LANDSCAPE GUIDELINE

SCOPE OF WORKS TO BE PROVIDED AT A LATER DATE BY CONTRACTOR IN CHARGE OF DEMOLITION


WASTE STATEMENT :  
ALL MATERIALS REMOVED WILL BE TAKEN TO A WASTE FACILITY, AND WHEREVER POSSIBLE MATERIAL WILL BE RECYCLED

NOTE :  
- All levels, dimensions, aspects, areas, etc. are to be confirmed by owner/builder before commencing works.  
- Dimensions take preference over scale, and owner/builder to verify dimensions before commencing works  
- Any discrepancy found in the areas, dimensions, etc. are to be reported to the designer before proceeding with construction.  
- All construction work to be done in accordance with the BUILDING CODE OF AUSTRALIA, and relevant codes.  
- All concrete slabs and footings are to be in accordance with S.A.A code 2870.1.  
- Ground lines are indicative only and must be verified on site



LAND (PLANNING AND ENVIRONMENT) ACT 1991  
**APPROVAL GRANTED**  
PURSUANT TO SECTION 230  
SUBJECT TO THE CONDITIONS SET OUT IN THE  
NOTICE OF DECISION  
PURSUANT TO SECTION 245  
Delegate name RAY BROWN  
Date 16/9/2009

Plan No: 094595/A  
26 OCT 2009  
RECEIVED  
ACT Planning & Land Authority



**New Age Design Services** PTY LTD  
PH. : 6242 6234  
FAX. : 6242 6235  
83 Lysaght Street Mitchell ACT 2911

**BUILDING APPROVAL**  
Issued under section 28 of the Building Act 2004  
Certified Building Solutions Pty Ltd  
19 OCT 2009  
Licence No: 200426203  
*Class 1a(1)01a*

CLIENT/BUILDER:  
FGC DEVELOPMENTS

PROJECT:  
DEMOLITION PLAN  
BLOCK: 6 SECTION: 39  
SUBURB: FRASER

**© COPYRIGHT**  
NEW AGE DESIGN SERVICES  
THIS PLAN REMAINS THE PROPERTY OF NEW AGE DESIGN SERVICES, AND MAY NOT BE COPIED IN WHOLE OR IN PART WITHOUT WRITTEN PERMISSION. FAILURE TO DO SO WILL RESULT IN LEGAL ACTION.

|                  |               |                  |
|------------------|---------------|------------------|
| SCALE:<br>1:200  | DWG NO:<br>12 | JOB NO:<br>08004 |
| DATE:<br>17.2.09 | DRAWN:<br>K G |                  |



# ACT Building, Electrical and Plumbing Control

GPO Box 1908, Canberra ACT 2601

## Certificate of Occupancy and Use

Certificate No. **094595N2C1**

This Certificate is issued in accordance with Section 69 (2) of the Building Act.

The building work listed on this certificate has been completed substantially in accordance with the prescribed requirements and is considered fit for occupation and use.

|   |                                  |                      |                   |
|---|----------------------------------|----------------------|-------------------|
| Builder<br><b>FGC DEVELOPMENTS PTY LTD</b>                  | Suburb<br><b>FRASER</b>          | Section<br><b>39</b> | Block<br><b>6</b> |
| Notice of Intention to Start Work Number<br><b>094595N2</b> | Plans<br><b>094595/A /B/C /D</b> |                      |                   |

### Building Work

| Nature of Work     | Project Item Description | Unit | Other Description | Class of Occupancy | Type of Construction |
|--------------------|--------------------------|------|-------------------|--------------------|----------------------|
| NEW MEDIUM DENSITY | TOWNHOUSE                | 1    | & GARAGE          | 1(a)ii & 10(a)     | NA                   |
| NEW MEDIUM DENSITY | TOWNHOUSE                | 2    | & GARAGE          | 1(a)ii & 10(a)     | NA                   |
| NEW MEDIUM DENSITY | TOWNHOUSE                | 3    | & GARAGE          | 1(a)ii & 10(a)     | NA                   |
| NEW MEDIUM DENSITY | TOWNHOUSE                | 4    | & GARAGE          | 1(a)ii & 10(a)     | NA                   |
| NEW MEDIUM DENSITY | TOWNHOUSE                | 5    | & GARAGE          | 1(a)ii & 10(a)     | NA                   |

**Comments**

### Important note:

1. Residential building statutory warranties and residential insurance apply in relation to building work.
2. The issue, under this Part, of a certificate in respect of a building or portion of a building does not affect the liability of a person to comply with the provisions of a law of the Territory (including this Act) relating to the building or portion of the building.

  
 .....  
 CARL BUNK  
 Delegate of the Registrar

**29,7,2010**  
 Date

Class 19(1) 9.10a 1/3

EXISTING DRIVEWAY LOCATION TO BE RETAINED AND REPLACED WITH NEW CONCRETE

|   |
|---|
| UNIT 1<br>RESIDENCE 97.39 SQM<br>GARAGE 19.52 SQM   |
| BLOCK AREA : 200 SQM APPROX<br>POS REQUIRED : 70 SQM<br>POS ACHIEVED : 83.1 SQM<br>(EXCLUDING RESIDENCE/<br>GARAGE)<br>POS > 6M : 52.13 SQM |

|  |
|--|
| UNIT 2<br>RESIDENCE 104.59 SQM<br>GARAGE 19.52 SQM   |
| BLOCK AREA : 207 SQM APPROX<br>POS REQUIRED : 74.2 SQM<br>POS ACHIEVED : 82.89 SQM<br>(EXCLUDING RESIDENCE/<br>GARAGE)<br>POS > 6M : 48.42 SQM |

|  |
|--|
| UNIT 3<br>RESIDENCE 90.44 SQM<br>GARAGE 19.68 SQM  |
| BLOCK AREA : 160 SQM APPROX<br>POS REQUIRED : 45 SQM<br>POS ACHIEVED : 49.88 SQM<br>(EXCLUDING RESIDENCE/<br>GARAGE)<br>POS > 6M : 48.42 SQM |

|   |
|---|
| UNIT 4<br>RESIDENCE 43.74 SQM<br>GARAGE 20.76 SQM   |
| BLOCK AREA : 152 SQM APPROX<br>POS REQUIRED : 41.2 SQM<br>POS ACHIEVED : 82.5 SQM<br>(EXCLUDING RESIDENCE/<br>GARAGE)<br>POS > 6M : 36.12 SQM |

|   |
|---|
| UNIT 5<br>RESIDENCE 58.62 SQM<br>GARAGE 20.85 SQM   |
| BLOCK AREA : 149 SQM APPROX<br>POS REQUIRED : 39.4 SQM<br>POS ACHIEVED : 59.52 SQM<br>(EXCLUDING RESIDENCE/<br>GARAGE)<br>POS > 6M : 36 SQM |

**BUILDING APPROVAL**  
Issued under section 28 of the Building Act 2004  
Certified Building Solutions Pty Ltd  
19 OCT 2009  
Licence No: 2004-203

- FENCE LEGEND**
- Commencing line of fence
  - Lapped fence tapers from 1.5 to 1.8 high
  - Fence 1.8 high lapped
  - Lapped fence tapers from 1.8 to 2.1 high

A10 ZONED AREA

|                       |
|-----------------------|
| GROSS AREA 500.12 SQM |
| BLOCK AREA 1583 SQM   |
| PLOT RATIO 31.59 %    |

EXISTING FACE BRICK RESIDENCE  
TILED ROOF  
SINGLE STOREY

CONTOURS BASED ON DEVELOPERS CONTOURS

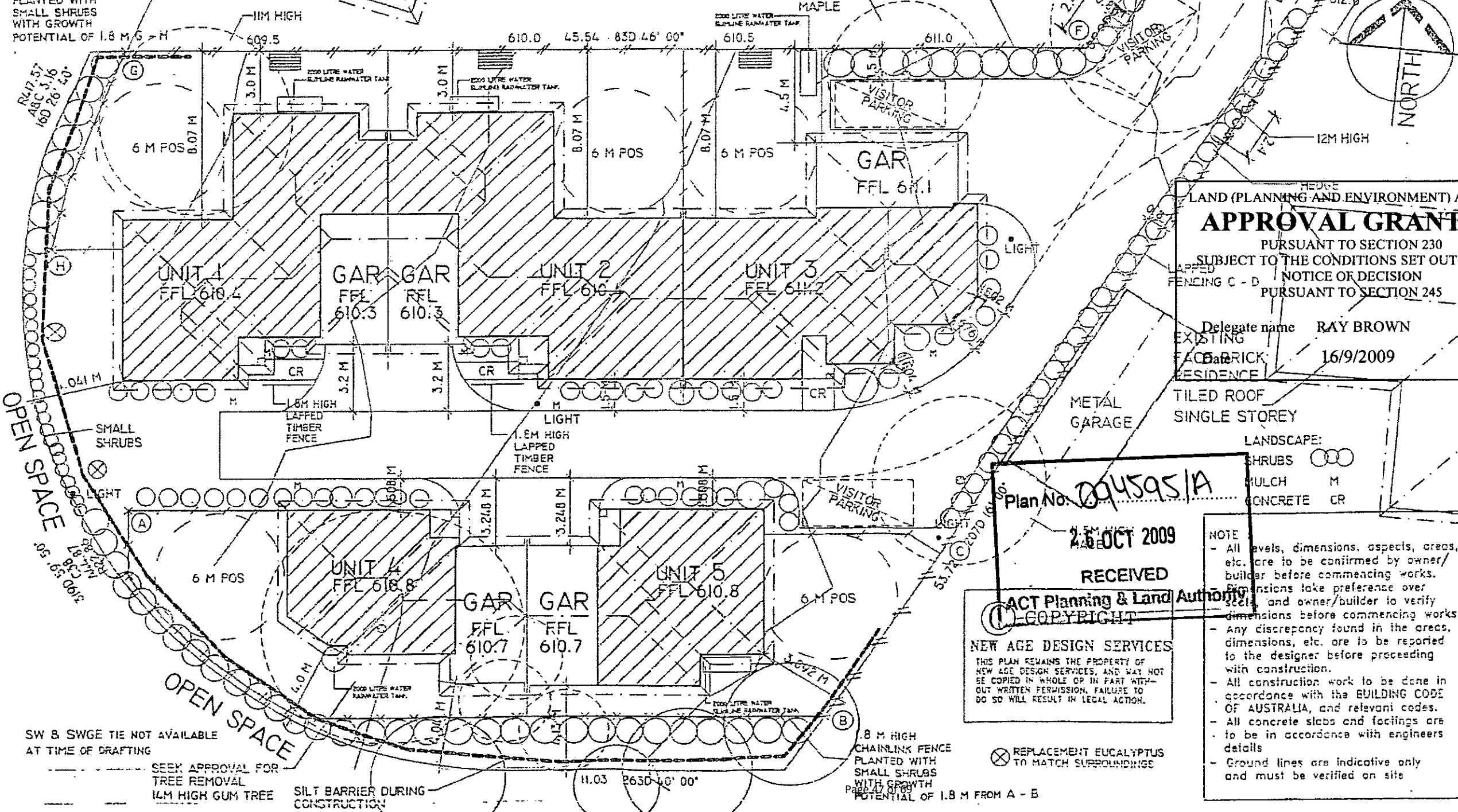
0.4 M CUT APPROX AT LINE OF HOUSE

NOTE: ALL SITE CUTS, FINISHED FLOOR AND GROUND LEVELS TO BE VERIFIED BY CERTIFIED SURVEYOR

WHEELIE BIN PICK UP LOCATION

LAPPED FENCING E - F WITH HEDGE

1.5 M HIGH CHAINLINK FENCE PLANTED WITH SMALL SHRUBS WITH GROWTH POTENTIAL OF 1.8 M G - H



**New Age Design Services**  
PH. : 6242 6234  
FAX. : 6242 6235  
85 Lyaght Street Mitchell ACT 2911

LAND (PLANNING AND ENVIRONMENT) ACT 1997  
**APPROVAL GRANTED**  
PURSUANT TO SECTION 230  
SUBJECT TO THE CONDITIONS SET OUT IN THE NOTICE OF DECISION  
PURSUANT TO SECTION 245

Delegate name RAY BROWN  
16/9/2009

CLIENT/BUILDER:  
F.G.C. DEVELOPEMNTS

PROJECT:  
PROPOSED MULTI DEVELOPMENT  
BLOCK: 6 SECTION: 39  
SUBURS: FRASER

|               |            |               |
|---------------|------------|---------------|
| SCALE: 1:200  | DWG NO: 1A | JOB NO: 08004 |
| DATE: 17.2.09 | DRAWN: K G | 1/20          |

Plan No. 0945951A  
26 OCT 2009  
**RECEIVED**  
ACT Planning & Land Authority  
NEW AGE DESIGN SERVICES  
THIS PLAN REMAINS THE PROPERTY OF NEW AGE DESIGN SERVICES, AND MAY NOT BE COPIED IN WHOLE OR IN PART WITHOUT WRITTEN PERMISSION. FAILURE TO DO SO WILL RESULT IN LEGAL ACTION.

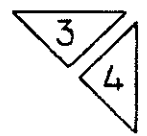
**NOTE**

- All levels, dimensions, aspects, areas, etc. are to be confirmed by owner/builder before commencing works.
- Dimensions take preference over scales, and owner/builder to verify dimensions before commencing works.
- Any discrepancy found in the areas, dimensions, etc. are to be reported to the designer before proceeding with construction.
- All construction work to be done in accordance with the BUILDING CODE OF AUSTRALIA, and relevant codes.
- All concrete slabs and facings are to be in accordance with engineers details.
- Ground lines are indicative only and must be verified on site.

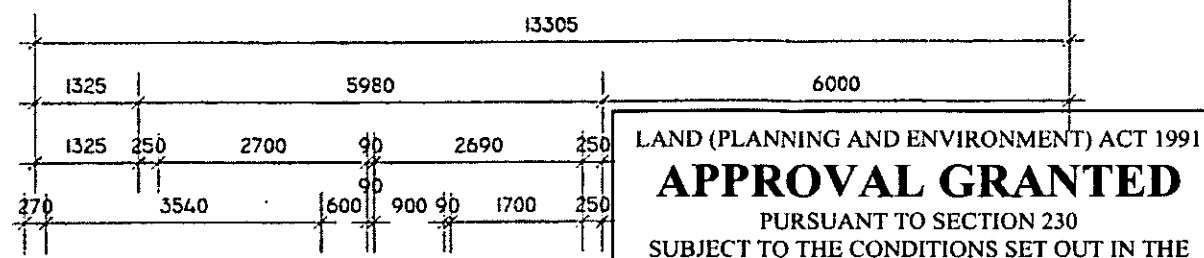
REPLACEMENT EUCALYPTUS TO MATCH SURROUNDINGS

SW & SWGE TIE NOT AVAILABLE AT TIME OF DRAFTING

SEEK APPROVAL FOR TREE REMOVAL  
11M HIGH GUM TREE  
SILT BARRIER DURING CONSTRUCTION



RESIDENCE 104.59 SQM  
 GARAGE 19.52 SQM  
 PORCH 1.69 SQM  
 GROSS AREA 125.8 SQM

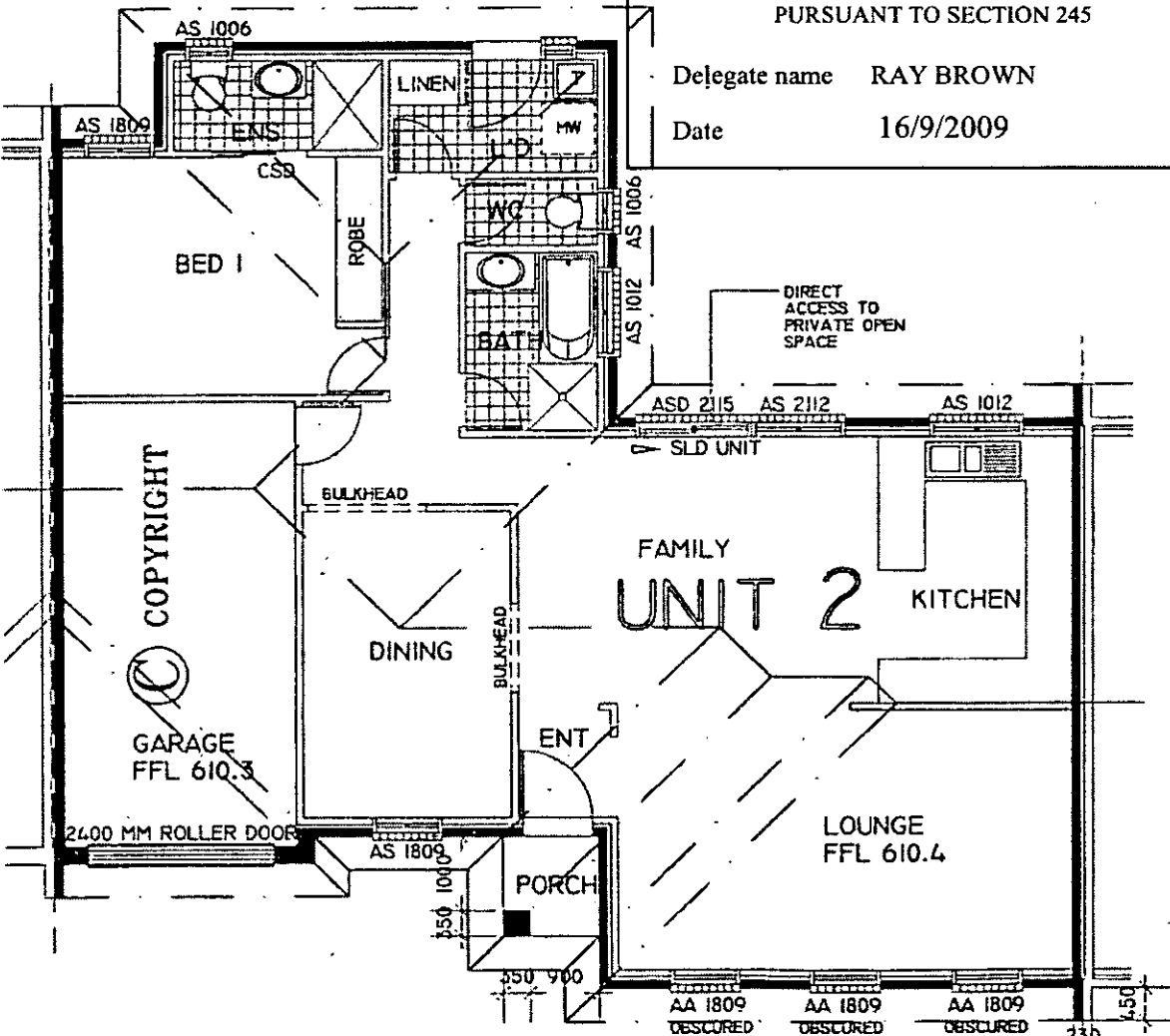
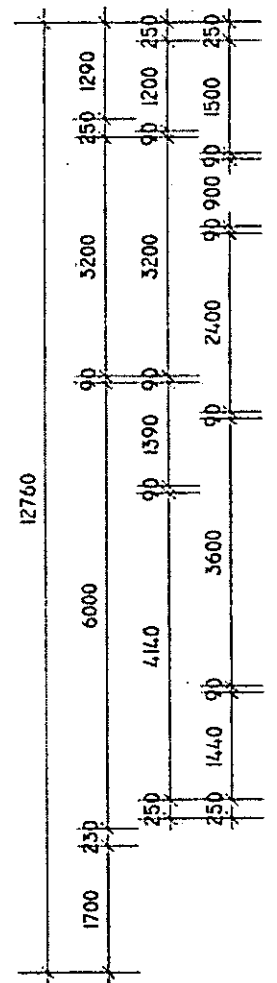


LAND (PLANNING AND ENVIRONMENT) ACT 1991  
**APPROVAL GRANTED**  
 PURSUANT TO SECTION 230  
 SUBJECT TO THE CONDITIONS SET OUT IN THE  
 NOTICE OF DECISION  
 PURSUANT TO SECTION 245

**ACT HOUSE ENERGY RATING SCHEME**  
 14 points 52 stars  
 17 FEB 2009  
 DANIEL YOUNG 07-0287  
 FirstRate Assessor

NOTE :  
 - All levels, dimensions, aspects, areas, etc. are to be confirmed by owner/builder before commencing works.  
 - Dimensions take preference over scale, and owner/builder to verify dimensions before commencing works.  
 - Any discrepancy found in the areas, dimensions, etc. are to be reported to the designer before proceeding with construction.  
 - All construction work to be done in accordance with the BUILDING CODE OF AUSTRALIA, and relevant codes.  
 - All concrete slabs and footings are to be in accordance with engineers details  
 - Ground lines are indicative only and must be verified on site

Delegate name RAY BROWN  
 Date 16/9/2009



**BUILDING APPROVAL**  
 Issued under section 28 of the Building Act 2003  
 Certified Building Solutions Pty Ltd  
 19 OCT 2009  
 Licence No 200426203

**New Age Design Services**  
 PH. : 6242 6234  
 FAX. : 6242 6235  
 83 Lysaght Street Mitchell ACT 2911

CLIENT/BUILDER:  
**F.G.C. DEVELOPMENTS**

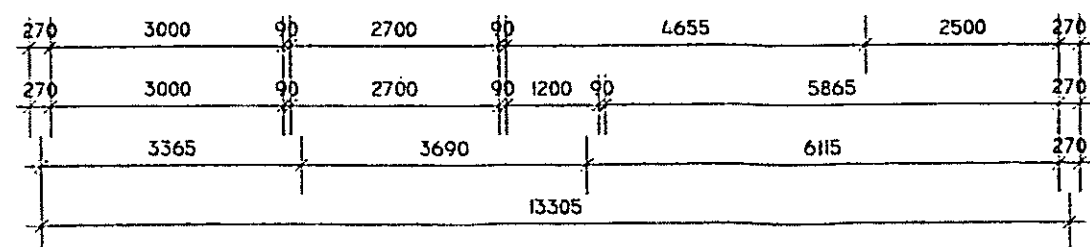
PROJECT:  
**PROPOSED RESIDENCE**  
 BLOCK: 6 SECTION: 39  
 SUBURB: FRASER  
 UNIT: 2

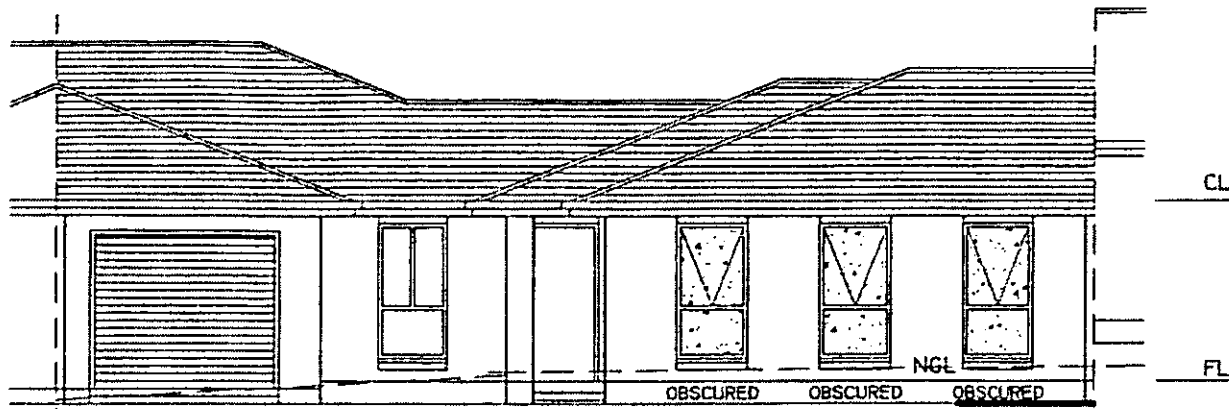
Plan No. **094595/A**  
 26 OCT 2009  
 RECEIVED

**ACT Planning & Land Authority**  
**NEWAGE DESIGN SERVICES**  
 THIS PLAN REMAINS THE PROPERTY OF NEW AGE DESIGN SERVICES, AND MAY NOT BE COPIED IN WHOLE OR IN PART WITHOUT WRITTEN PERMISSION. FAILURE TO DO SO WILL RESULT IN LEGAL ACTION.

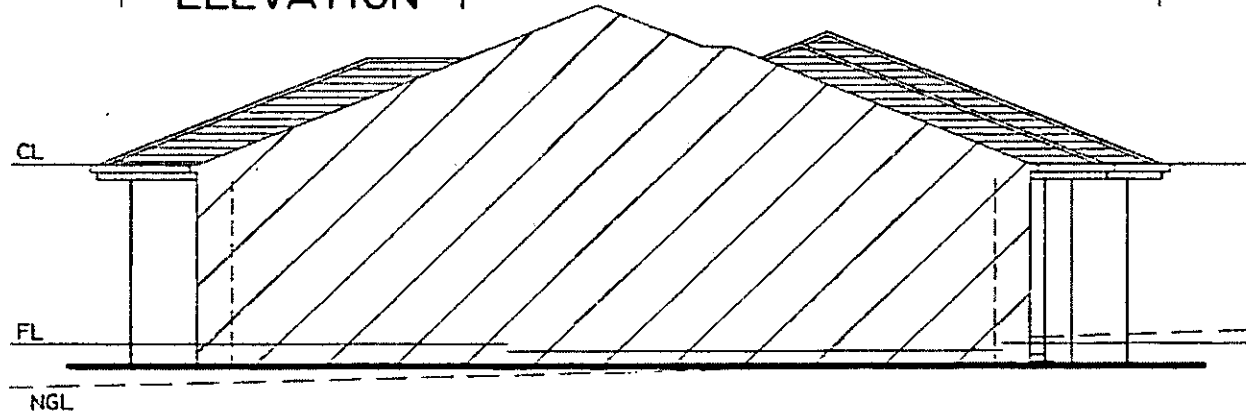
|                  |               |                  |
|------------------|---------------|------------------|
| SCALE:<br>1:100  | DWG NO:<br>4  | JOB NO:<br>08004 |
| DATE:<br>17.2.09 | DRAWN:<br>K G | 4/20             |

MONARO ALUMINIUM WINDOWS SPECIFIED- MONARO/AWS (ALUMINIUM WINDOW SYSTEMS-AWS)  
 ALUMINIUM WINDOWS USED IN FIRSTRATE ENERGY EFFICIENCY PROGRAM. NOTE: IF DIFFERENT WINDOW MANUFACTURER USED ENERGY EFFICIENCY RATING WILL CHANGE.  
 - 3CLR 504 ALUMINIUM SLIDING WINDOWS (AWS-04-001A)  
 - 3CLR 516 ALUMINIUM AWNING WINDOWS (AWS-04-033A)  
 - 5CLR 541 ALUMINIUM SLIDING DOORS (AWS-04-057A)

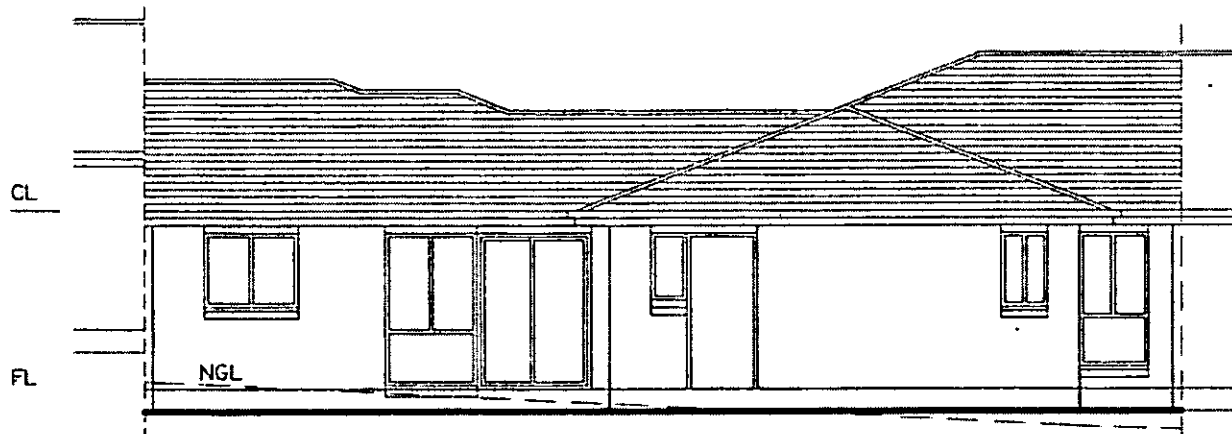




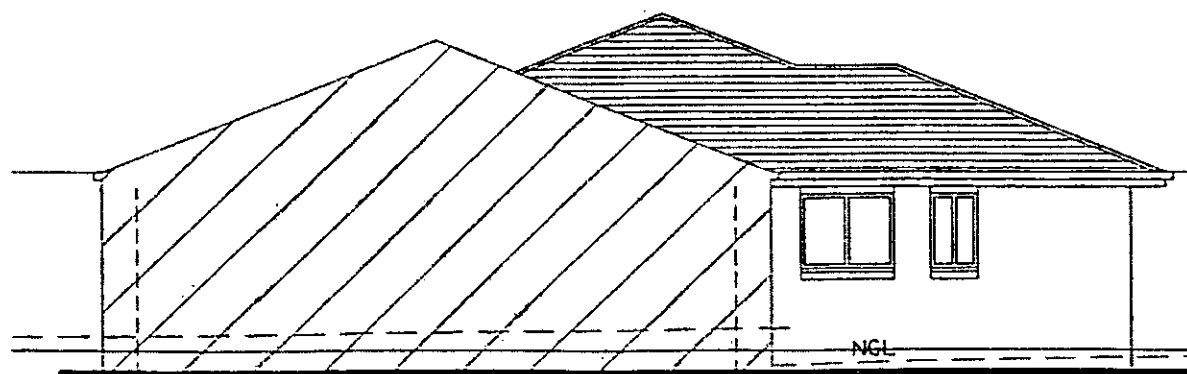
ELEVATION 1



ELEVATION 2

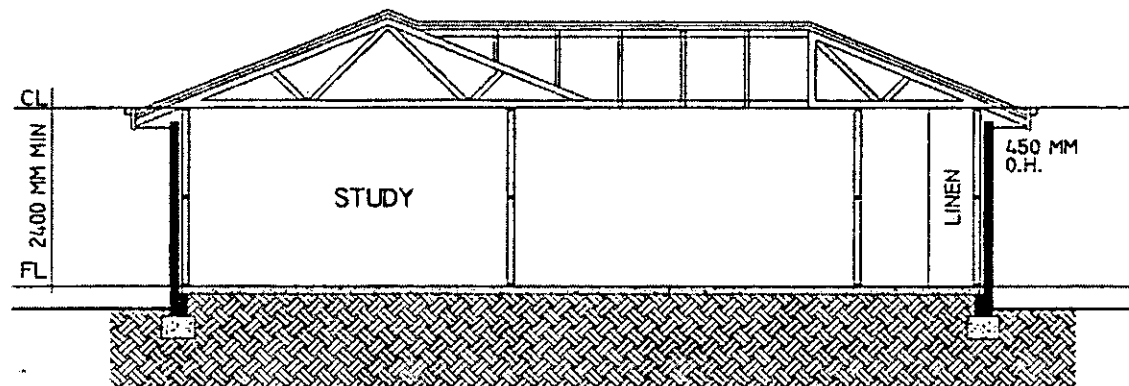


ELEVATION 3



ELEVATION 4

90x35 PINE PLATES AND NOGGINGS  
 90x35 PINE STUDS AT 450CTRS TO LOAD  
 BEARING WALLS AND AT 600CTRS TO  
 NON-LOAD BEARING WALLS  
 PLASTERBOARD INTERNAL WALL AND CEILING  
 LINING  
 CEMENT SHEET LINING TO WET AREAS  
 FINISHES AS SELECTED.




SECTION A - A

ALL CONCRETE FOOTINGS AND SLABS TO BE IN  
 ACCORDANCE WITH ENGINEERS DETAILS  
 PROVIDE CONTINUOUS DAMPROOF  
 MEMBRANE UNDER SLAB.

**BUILDING APPROVAL**  
 Issued under section 28 of the *Building Act 2004*  
 Certified Building Solutions Pty Ltd  
**19 OCT 2009**  
 Licence No. 200426203

22.5 DEGREES ROOF PITCH  
 CONC. ROOF TILES AS SELECTED  
 PREFABRICATED ROOF TRUSSES  
 LINTEL SIZES AS PER TRUSS MANUF. CHARTS  
 R3.8 CEILING INSULATION  
 R1.5 WALL INSULATION  
 EXTERNAL DOORS SEALED  
 UTILITY DOORS SEALED

**NOTE :**  
 - All levels, dimensions, aspects, areas, etc. are to be confirmed by owner/builder before commencing works.  
 - Dimensions take preference over scale, and owner/builder to verify dimensions before commencing works.  
 - Any discrepancy found in the areas, dimensions, etc. are to be reported to the designer before proceeding with construction.  
 - All construction work to be done in accordance with the BUILDING CODE OF AUSTRALIA, and relevant codes.  
 - All concrete slabs and footings are to be in accordance with engineers details  
 - Ground lines are indicative only and must be verified on site



**New Age  
 Design Services**

PH. : 6242 6234  
 FAX. : 6242 6235  
 83 Lysaght Street Mitchell ACT 2911

CLIENT/BUILDER:  
**F.G.C.  
 DEVELOPMENTS**

MONARO ALUMINIUM WINDOWS SPECIFIED- MONARO/AWS (ALUMINIUM WINDOW SYSTEMS- AWS)  
 ALUMINIUM WINDOWS USED IN FIRSTRATE ENERGY EFFICIENCY PROGRAM. NOTE: IF DIFFERENT WINDOW MANUFACTURER USED ENERGY EFFICIENCY RATING WILL CHANGE  
 - 3CLR 504 ALUMINIUM SLIDING WINDOWS (AWS-04-001A)  
 - 3CLR 516 ALUMINIUM AWNING WINDOWS (AWS-04-053A)  
 - 5CLR 541 ALUMINIUM SLIDING DOORS (AWS-04-0571)

Plan No: 094595/A  
**26 OCT 2009**  
 RECEIVED  
 ACT Planning & Land Authority

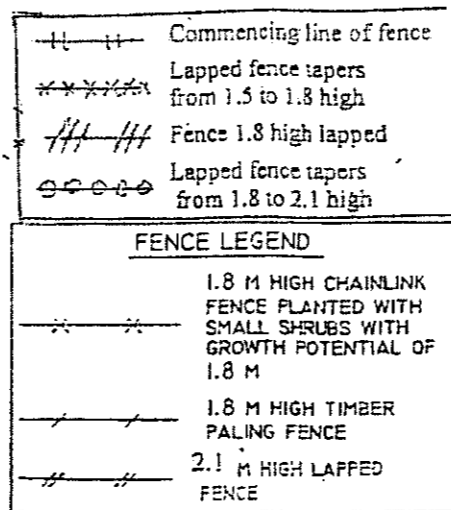
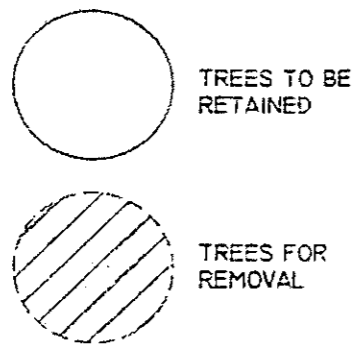
PROJECT:  
**PROPOSED  
 RESIDENCE**

BLOCK: 6 SECTION: 39  
 SUBURB: FRASER  
 UNIT: 2

LAND (PLANNING AND ENVIRONMENT) ACT 1991  
**APPROVAL GRANTED**  
 PURSUANT TO SECTION 230  
 SUBJECT TO THE CONDITIONS SET OUT IN THE  
 NOTICE OF DECISION  
 PURSUANT TO SECTION 245  
 Delegate name **RAY BROWN**  
 Date **16/9/2009**

**ACT HOUSE ENERGY  
 RATING SCHEME**  
 5.2 stars  
**17 FEB 2009**  
 DANIEL YOUNG 07-0287  
 First Rate Assessor

|                  |               |                  |
|------------------|---------------|------------------|
| SCALE:<br>1:100  | DWG NO:<br>5  | JOB NO:<br>08004 |
| DATE:<br>17.2.09 | DRAWN:<br>K G | S/20             |



LIND CLOSE

**© COPYRIGHT**  
**NEW AGE DESIGN SERVICES**

THIS PLAN REMAINS THE PROPERTY OF NEW AGE DESIGN SERVICES, AND MAY NOT BE COPIED IN WHOLE OR IN PART WITHOUT WRITTEN PERMISSION. FAILURE TO DO SO WILL RESULT IN LEGAL ACTION.



**New Age**  
**Design Services**

PH. : 6242 6234  
 FAX. : 6242 6235

83 Lysaght Street Mitchell ACT 2911

LAND (PLANNING AND ENVIRONMENT) ACT 1991

**APPROVAL GRANTED**

PURSUANT TO SECTION 230  
 SUBJECT TO THE CONDITIONS SET OUT IN THE  
 NOTICE OF DECISION  
 PURSUANT TO SECTION 245

Delegate name RAY BROWN

Date 16/9/2009

CLIENT/BUILDER:

F.G.C.  
 DEVELOPEMNTS

PROJECT:

TREE MANAGEMENT  
 PLAN 02

BLOCK: 6 SECTION: 39

SUBURB: FRASER

SCALE: DWG NO: JOB NO:

1:200 TM 08004

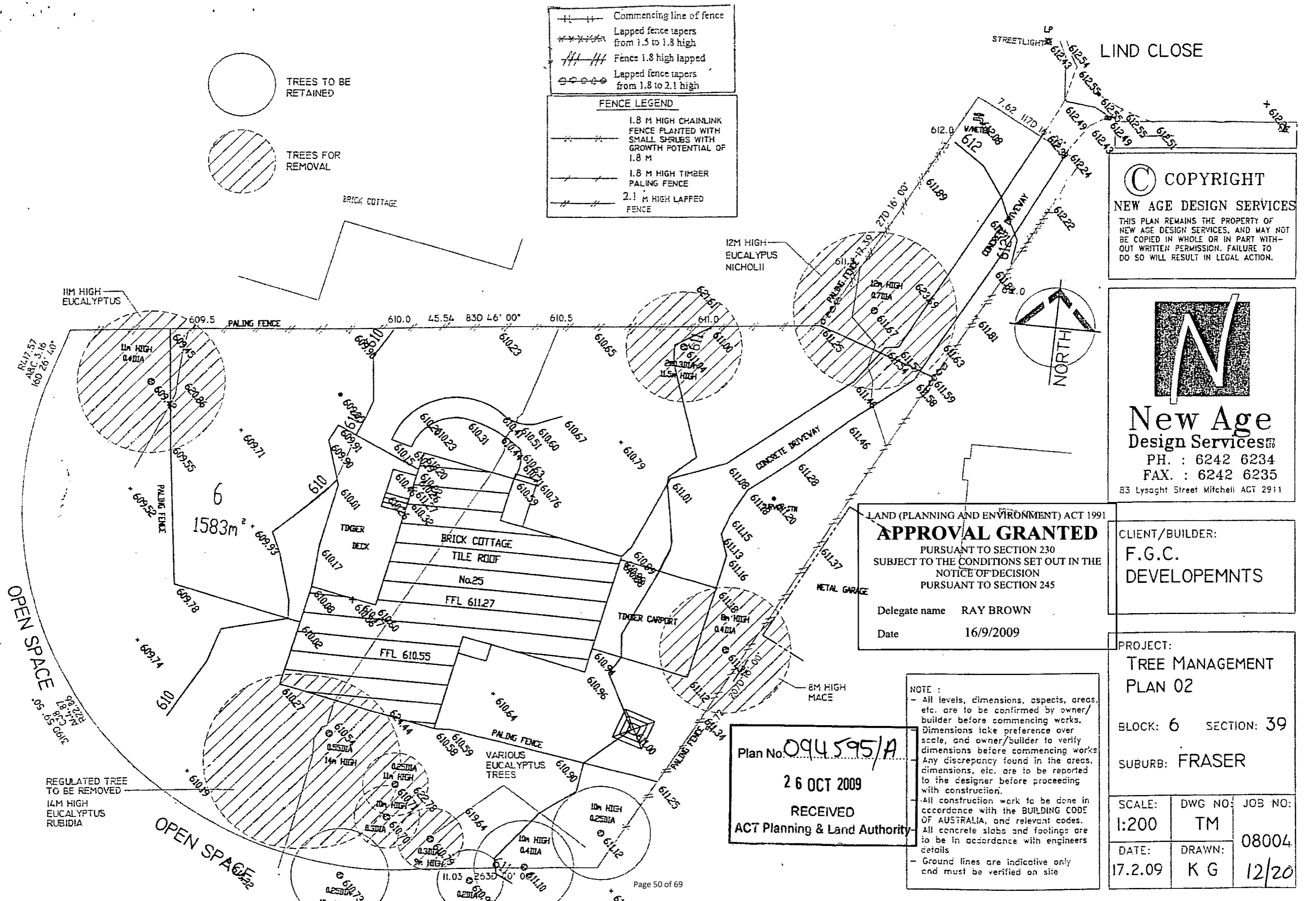
DATE: DRAWN: 12/20

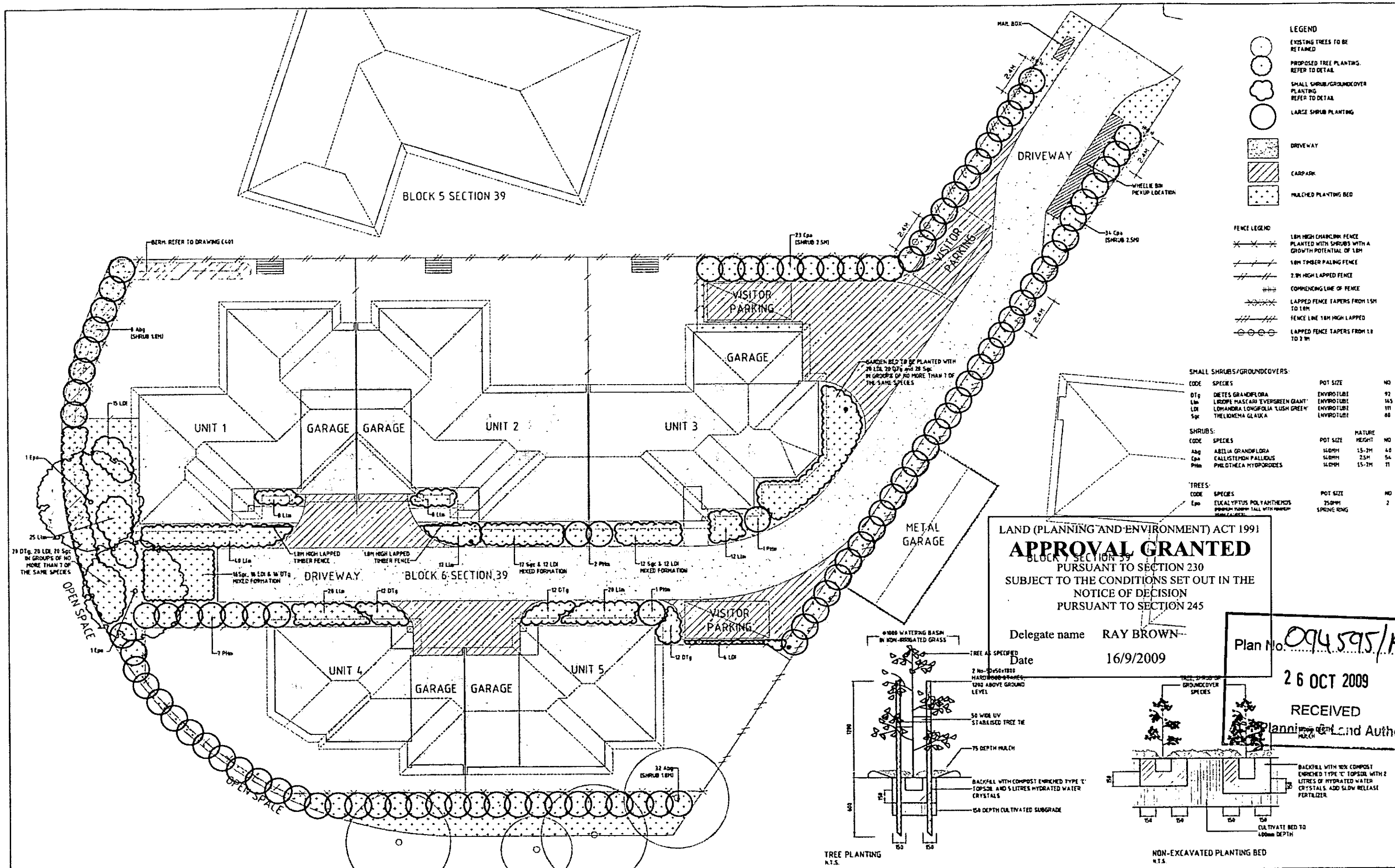
17.2.09 K G

**NOTE :**

- All levels, dimensions, aspects, areas, etc. are to be confirmed by owner/builder before commencing works. Dimensions take preference over scale, and owner/builder to verify dimensions before commencing works. Any discrepancy found in the areas, dimensions, etc. are to be reported to the designer before proceeding with construction.
- All construction work to be done in accordance with the BUILDING CODE OF AUSTRALIA, and relevant codes. All concrete slabs and footings are to be in accordance with engineers details
- Ground lines are indicative only and must be verified on site

Plan No. 094595/A  
 26 OCT 2009  
 RECEIVED  
 ACT Planning & Land Authority

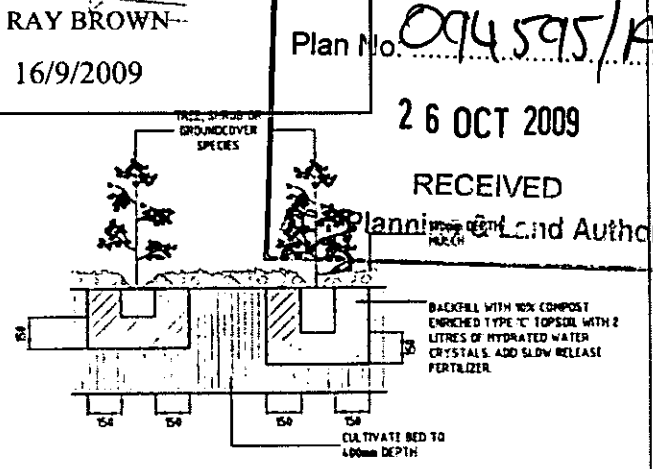
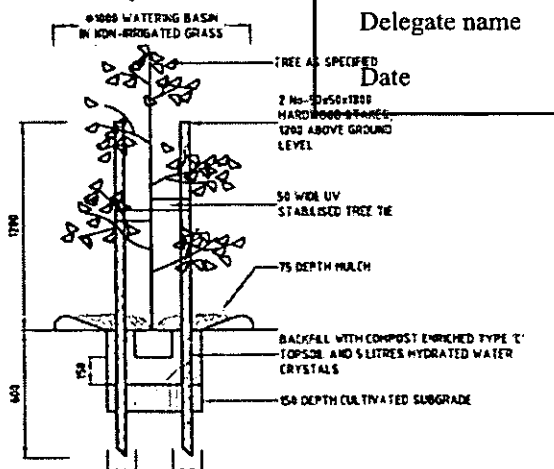




LAND (PLANNING AND ENVIRONMENT) ACT 1991  
**APPROVAL GRANTED**  
 BLOCK 6 SECTION 39  
 PURSUANT TO SECTION 230  
 SUBJECT TO THE CONDITIONS SET OUT IN THE  
 NOTICE OF DECISION  
 PURSUANT TO SECTION 245

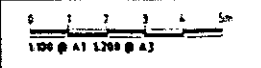
Delegate name **RAY BROWN**  
 Date **16/9/2009**

Plan No. **094595/A**  
**26 OCT 2009**  
 RECEIVED  
 Planning and Land Authority



| NO. | DESIGN | DRAWN | CHECKED | VERD. | DATE     | AMENDMENT / ISSUE                      |
|-----|--------|-------|---------|-------|----------|--|
| B   | AB     | AB    | PS      | J     | 26/02/09 | FOR DA - PLANTING AND FENCING MODIFIED |
| A   | AB     | AB    | PS      | PS    | 19/03/09 | FOR DEVELOPMENT APPLICATION            |

NOTES:  
 REFERENCED TO BE READ IN CONJUNCTION WITH THE SPECIFICATIONS.  
 DIMENSIONS ARE IN MILLIMETRES UNLESS OTHERWISE STATED.  
 CONTRACTOR MUST VERIFY ALL DIMENSIONS AND ELEVATIONS LEVELS ON SITE PRIOR TO COMMENCEMENT OF WORK BY HAVING ALL TOP SURVEYS AND ENCLOSURES TO BE REFERRED TO THE SUPERVISOR.  
 PLANTED MATERIALS OF ANY SPECIES OR VARIETY NOT LISTED IN THESE SPECIFICATIONS, MUST BE APPROVED BY THE SUPERVISOR PRIOR TO PLANTING.

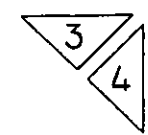


**dsb**  
 LANDSCAPE ARCHITECTS  
 Dean Chambers  
 15 Havelock Place  
 Cremorne ACT 2605  
 Tel: 02 62851955  
 Fax: 02 62876468  
 dsb@dsb.com.au

Project  
**PROPOSED MULTI UNIT DEVELOPMENT**  
**BLOCK 6 SECTION 39, FRASER**  
 Client  
**FGC DEVELOPMENTS**

Drawing Title  
**LANDSCAPE PLAN**  
 Scale  
 Date  
 Sheet No.  
**13/20**  
 Dwg. No.  
**2311-D1B**

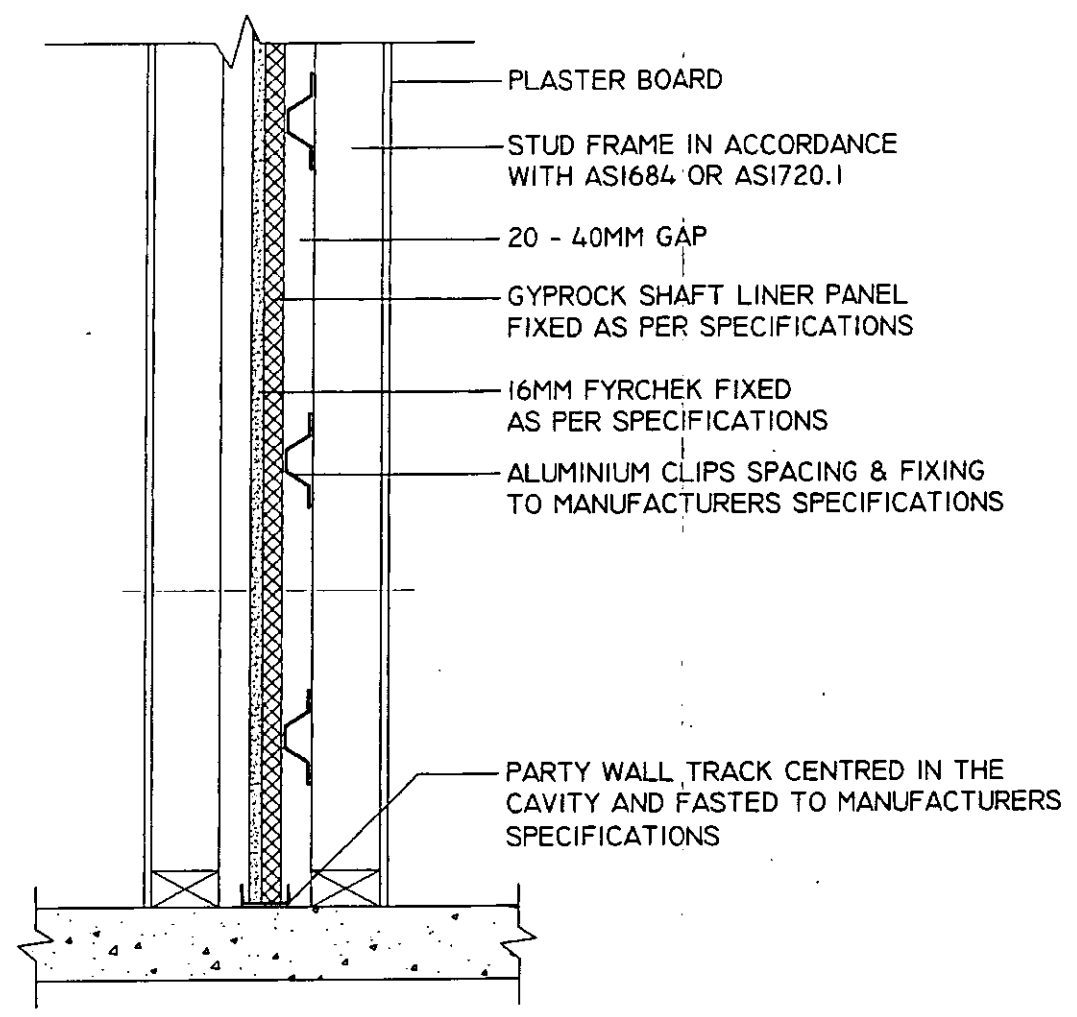
S2642



NOTE :

- All levels, dimensions, aspects, areas, etc. are to be confirmed by owner/ builder / certifier before commencing works.
- Dimensions take preference over scale, and owner/ builder/ certifier to verify dimensions before commencing works
- Any discrepancy found in the areas, dimensions, etc. are to be reported to the designer before proceeding with construction.
- All construction work to be done in accordance with the BUILDING CODE OF AUSTRALIA, and relevant codes including AS1100.
- All concrete slabs and footings are to be in accordance with engineers details
- Ground lines are indicative only and must be verified on site

Plan No: 094595/B  
 19 NOV 2009  
 RECEIVED  
 ACT Planning & Land Authority



**PARTY WALL DETAIL**  
 SCALE 1:10

**New Age Design Services**  
 PH. : 6242 6234  
 FAX. : 6242 6235  
 83 Lisaght Street Mitchell ACT 2911  
 newagedesignservices@yahoo.com

ACT PLANNING & LAND AUTHORITY  
 RECEIVED  
 11 NOV 2009  
 MITCHELL

**BUILDING APPROVAL**  
 is amended under section 32 of the Building Act 2004  
 Certified Building Solutions Pty Ltd  
 11 NOV 2009  
 Licence No: 1996 7883

CLIENT/BUILDER:  
**F.G.C DEVELOPMENTS**

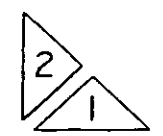
PROJECT:  
**PARTY WALL DETAIL**

BLOCK: 6 SECTION: 39

SUBURB: FRASER

**© COPYRIGHT**  
**NEW AGE DESIGN SERVICES**  
 THIS PLAN REMAINS THE PROPERTY OF NEW AGE DESIGN SERVICES, AND MAY NOT BE COPIED IN WHOLE OR IN PART WITHOUT WRITTEN PERMISSION. FAILURE TO DO SO WILL RESULT IN LEGAL ACTION.

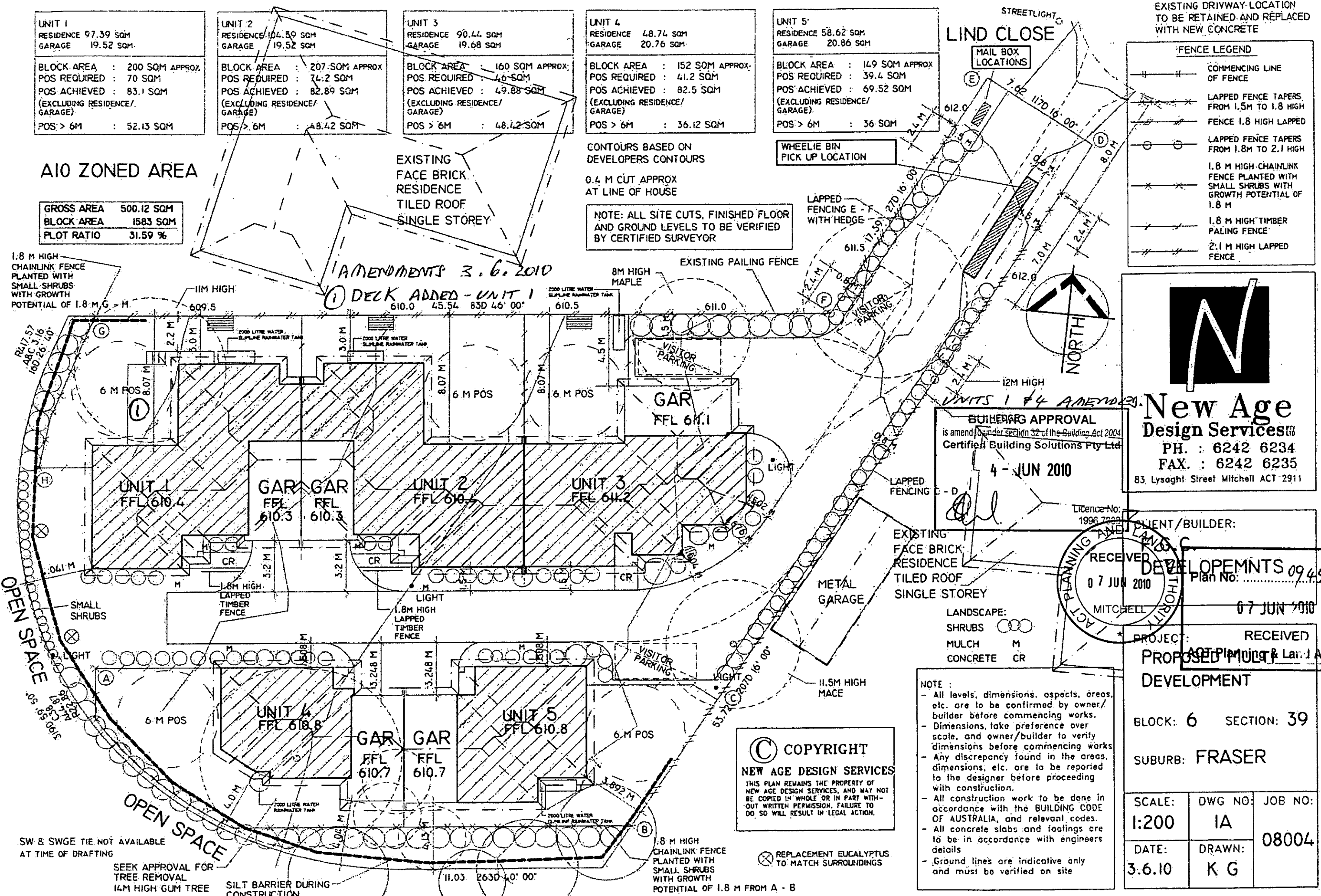
|         |         |         |
|---------|---------|---------|
| SCALE:  | DWG NO: | JOB NO: |
| -       | -       | 08004   |
| DATE:   | DRAWN:  |         |
| 5.11.09 | K G     |         |



|  |   |   |  |  |
|--|---|---|--|--|
| <b>UNIT 1</b><br>RESIDENCE 97.39 SQM<br>GARAGE 19.52 SQM   | <b>UNIT 2</b><br>RESIDENCE 104.59 SQM<br>GARAGE 19.52 SQM   | <b>UNIT 3</b><br>RESIDENCE 90.44 SQM<br>GARAGE 19.68 SQM  | <b>UNIT 4</b><br>RESIDENCE 48.74 SQM<br>GARAGE 20.76 SQM   | <b>UNIT 5</b><br>RESIDENCE 58.62 SQM<br>GARAGE 20.86 SQM   |
| <b>BLOCK AREA :</b> 200 SQM APPROX<br><b>POS REQUIRED :</b> 70 SQM<br><b>POS ACHIEVED :</b> 83.1 SQM<br>(EXCLUDING RESIDENCE/<br>GARAGE)<br><b>POS &gt; 6M :</b> 52.13 SQM | <b>BLOCK AREA :</b> 207 SQM APPROX<br><b>POS REQUIRED :</b> 74.2 SQM<br><b>POS ACHIEVED :</b> 82.89 SQM<br>(EXCLUDING RESIDENCE/<br>GARAGE)<br><b>POS &gt; 6M :</b> 48.42 SQM | <b>BLOCK AREA :</b> 160 SQM APPROX<br><b>POS REQUIRED :</b> 46 SQM<br><b>POS ACHIEVED :</b> 49.88 SQM<br>(EXCLUDING RESIDENCE/<br>GARAGE)<br><b>POS &gt; 6M :</b> 48.42 SQM | <b>BLOCK AREA :</b> 152 SQM APPROX<br><b>POS REQUIRED :</b> 41.2 SQM<br><b>POS ACHIEVED :</b> 82.5 SQM<br>(EXCLUDING RESIDENCE/<br>GARAGE)<br><b>POS &gt; 6M :</b> 36.12 SQM | <b>BLOCK AREA :</b> 149 SQM APPROX<br><b>POS REQUIRED :</b> 39.4 SQM<br><b>POS ACHIEVED :</b> 69.52 SQM<br>(EXCLUDING RESIDENCE/<br>GARAGE)<br><b>POS &gt; 6M :</b> 36 SQM |

**A10 ZONED AREA**

|                   |            |
|-------------------|------------|
| <b>GROSS AREA</b> | 500.12 SQM |
| <b>BLOCK AREA</b> | 1583 SQM   |
| <b>PLOT RATIO</b> | 31.59 %    |



**FENCE LEGEND**

- COMMENCING LINE OF FENCE
- LAPPED FENCE TAPERS FROM 1.5M TO 1.8 HIGH
- FENCE 1.8 HIGH LAPPED
- LAPPED FENCE TAPERS FROM 1.8M TO 2.1 HIGH
- 1.8 M HIGH CHAINLINK FENCE PLANTED WITH SMALL SHRUBS WITH GROWTH POTENTIAL OF 1.8 M
- 1.8 M HIGH TIMBER PALING FENCE
- 2.1 M HIGH LAPPED FENCE

**MAIL BOX LOCATIONS**

**WHEELIE BIN PICK UP LOCATION**

**EXISTING DRIVEWAY-LOCATION TO BE RETAINED AND REPLACED WITH NEW CONCRETE**

**STREETLIGHT**

**LIND CLOSE**

**NORTH**

CONTOURS BASED ON DEVELOPERS CONTOURS

0.4 M CUT APPROX AT LINE OF HOUSE

NOTE: ALL SITE CUTS, FINISHED FLOOR AND GROUND LEVELS TO BE VERIFIED BY CERTIFIED SURVEYOR

AMENDMENTS 3.6.2010

DECK ADDED - UNIT 1

**BUILDERS APPROVAL**  
is amended under section 32 of the Building Act 2004  
Certified Building Solutions Pty Ltd  
4 - JUN 2010

**New Age Design Services**  
PH. : 6242 6234  
FAX. : 6242 6235  
83 Lysaght Street Mitchell ACT 2911

RECEIVED  
07 JUN 2010  
MITCHELL

CLIENT/BUILDER:  
DEVELOPMENTS 094595/C  
Plan No: .....  
07 JUN 2010

RECEIVED  
PROPOSED MULCH & Lar. Authority  
DEVELOPMENT

BLOCK: 6 SECTION: 39  
SUBURB: FRASER

|        |         |         |
|--------|---------|---------|
| SCALE: | DWG NO: | JOB NO: |
| 1:200  | IA      | 08004   |
| DATE:  | DRAWN:  |         |
| 3.6.10 | K G     |         |

**© COPYRIGHT**  
**NEW AGE DESIGN SERVICES**  
THIS PLAN REMAINS THE PROPERTY OF NEW AGE DESIGN SERVICES, AND MAY NOT BE COPIED IN WHOLE OR IN PART WITHOUT WRITTEN PERMISSION. FAILURE TO DO SO WILL RESULT IN LEGAL ACTION.

**NOTE :**

- All levels, dimensions, aspects, areas, etc. are to be confirmed by owner/builder before commencing works.
- Dimensions take preference over scale, and owner/builder to verify dimensions before commencing works.
- Any discrepancy found in the areas, dimensions, etc. are to be reported to the designer before proceeding with construction.
- All construction work to be done in accordance with the BUILDING CODE OF AUSTRALIA, and relevant codes.
- All concrete slabs and footings are to be in accordance with engineers details.
- Ground lines are indicative only and must be verified on site

REPLACEMENT EUCALYPTUS TO MATCH SURROUNDINGS

SW & SWGE TIE NOT AVAILABLE AT TIME OF DRAFTING

SEEK APPROVAL FOR TREE REMOVAL 14M HIGH GUM TREE

SILT BARRIER DURING CONSTRUCTION

Plan No: **094595/10**  
**26 JUL 2010**  
 RECEIVED  
 ACT Planning & Land Authority  
 POS REQUIRED : 70.5 SQM  
 POS ACHIEVED : 63.1 SQM  
 (EXCLUDING RESIDENCE/  
 GARAGE)  
 POS > 6M : 52.13 SQM

**AMENDMENT**  
 Add, Delete  
 CHANGE TO BED 2

UNIT 2  
 RESIDENCE 104.59 SQM  
 GARAGE 19.52 SQM  
 BLOCK AREA : 207 SQM APPROX  
 POS REQUIRED : 74.2 SQM  
 POS ACHIEVED : 62.89 SQM  
 (EXCLUDING RESIDENCE/  
 GARAGE)  
 POS > 6M : 48.42 SQM

UNIT 3  
 RESIDENCE 90.44 SQM  
 GARAGE 19.68 SQM  
 BLOCK AREA : 160 SQM APPROX  
 POS REQUIRED : 46 SQM  
 POS ACHIEVED : 49.66 SQM  
 (EXCLUDING RESIDENCE/  
 GARAGE)  
 POS > 6M : 46.42 SQM

UNIT 4  
 RESIDENCE 48.74 SQM  
 GARAGE 20.76 SQM  
 BLOCK AREA : 152 SQM APPROX  
 POS REQUIRED : 41.2 SQM  
 POS ACHIEVED : 32.5 SQM  
 (EXCLUDING RESIDENCE/  
 GARAGE)  
 POS > 6M : 36.12 SQM

UNIT 5  
 RESIDENCE 58.62 SQM  
 GARAGE 20.86 SQM  
 BLOCK AREA : 149 SQM APPROX  
 POS REQUIRED : 39.4 SQM  
 POS ACHIEVED : 69.52 SQM  
 (EXCLUDING RESIDENCE/  
 GARAGE)  
 POS > 6M : 36 SQM

EXISTING DRIVEWAY LOCATION  
 TO BE RETAINED AND REPLACED  
 WITH NEW CONCRETE

**A10 ZONED AREA**

GROSS AREA 500.12 SQM  
 BLOCK AREA 1583 SQM  
 PLOT RATIO 31.59 %

EXISTING  
 FACE BRICK  
 RESIDENCE  
 TILED ROOF  
 SINGLE STOREY

CONTOURS BASED ON  
 DEVELOPERS CONTOURS

0.4 M CLT APPROX  
 AT LINE OF HOUSE

NOTE: ALL SITE CUTS, FINISHED FLOOR  
 AND GROUND LEVELS TO BE VERIFIED  
 BY CERTIFIED SURVEYOR

WHEELIE BIN  
 PICK UP LOCATION

LAPPED  
 FENCING E - F  
 WITH HEDGE

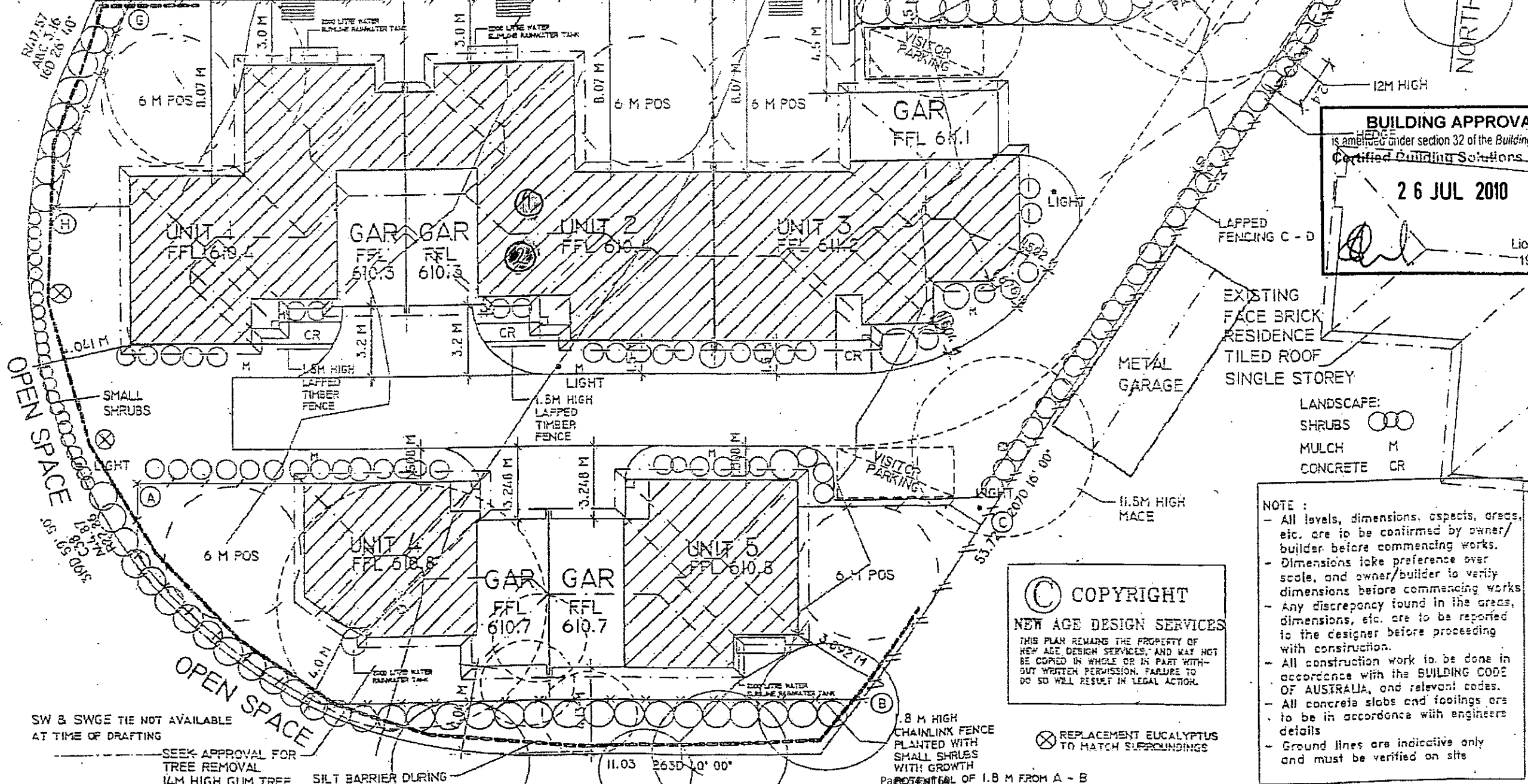
**LIND CLOSE**

- Commencing line of fence
- \*\*\* Lapped fence tapers from 1.5 to 1.8 high
- /// Fence 1.8 high lapped
- Lapped fence tapers from 1.8 to 2.1 high

**FENCE LEGEND**

- 1.8 M HIGH CHAINLINK FENCE PLANTED WITH SMALL SHRUBS WITH GROWTH POTENTIAL OF 1.8 M
- 1.8 M HIGH TIMBER PALING FENCE
- 2.1 M HIGH LAPPED FENCE

1.8 M HIGH  
 CHAINLINK FENCE  
 PLANTED WITH  
 SMALL SHRUBS  
 WITH GROWTH  
 POTENTIAL OF 1.8 M



**BUILDING APPROVAL**  
 is amended under section 32 of the Building Act 2003  
 Certified Building Solutions Pty Ltd  
**26 JUL 2010**  
 Licence No: 19667892

**New Age Design Services**  
 PH. : 6242 6234  
 FAX. : 6242 6235  
 83 Lyocchi Street Mitchell ACT 2911

CLIENT/BUILDER:  
**F.G.C. DEVELOPEMNTS**

PROJECT:  
**PROPOSED MULTI DEVELOPMENT**  
 BLOCK: 6 SECTION: 39  
 SUBURB: FRASER

|                  |               |                  |
|------------------|---------------|------------------|
| SCALE:<br>1:200  | DWG NO:<br>IA | JOB NO:<br>08004 |
| DATE:<br>17.2.09 | DRAWN:<br>K.G |                  |

**© COPYRIGHT**  
**NEW AGE DESIGN SERVICES**  
 THIS PLAN REMAINS THE PROPERTY OF  
 NEW AGE DESIGN SERVICES, AND MAY NOT  
 BE COPIED IN WHOLE OR IN PART WITH-  
 OUT WRITTEN PERMISSION. FAILURE TO  
 DO SO WILL RESULT IN LEGAL ACTION.

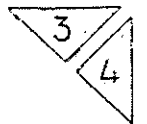
**NOTE :**  
 - All levels, dimensions, aspects, areas, etc. are to be confirmed by owner/builder before commencing works.  
 - Dimensions take preference over scale, and owner/builder to verify dimensions before commencing works.  
 - Any discrepancy found in the areas, dimensions, etc. are to be reported to the designer before proceeding with construction.  
 - All construction work to be done in accordance with the BUILDING CODE OF AUSTRALIA, and relevant codes.  
 - All concrete slabs and footings are to be in accordance with engineers details  
 - Ground lines are indicative only and must be verified on site

SW & SWGE TIE NOT AVAILABLE  
 AT TIME OF DRAFTING

SEEK APPROVAL FOR  
 TREE REMOVAL  
 14M HIGH GUM TREE  
 SILT BARRIER DURING  
 CONSTRUCTION

1.8 M HIGH  
 CHAINLINK FENCE  
 PLANTED WITH  
 SMALL SHRUBS  
 WITH GROWTH  
 POTENTIAL OF 1.8 M FROM A - B

⊗ REPLACEMENT EUCALYPTUS  
 TO MATCH SURROUNDINGS



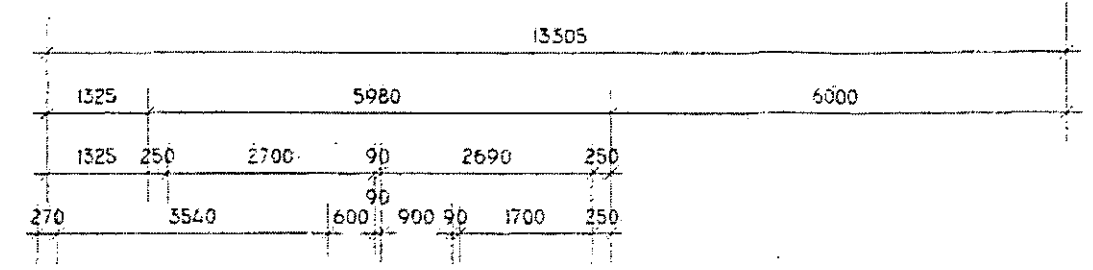
**NOTE :**

- All levels, dimensions, aspects, areas, etc. are to be confirmed by owner/builder before commencing works.
- Dimensions take preference over scale, and owner/builder to verify dimensions before commencing works.
- Any discrepancy found in the areas, dimensions, etc. are to be reported to the designer before proceeding with construction.
- All construction work to be done in accordance with the BUILDING CODE OF AUSTRALIA, and relevant codes.
- All concrete slabs and footings are to be in accordance with engineers details.
- Ground lines are indicative only and must be verified on site.

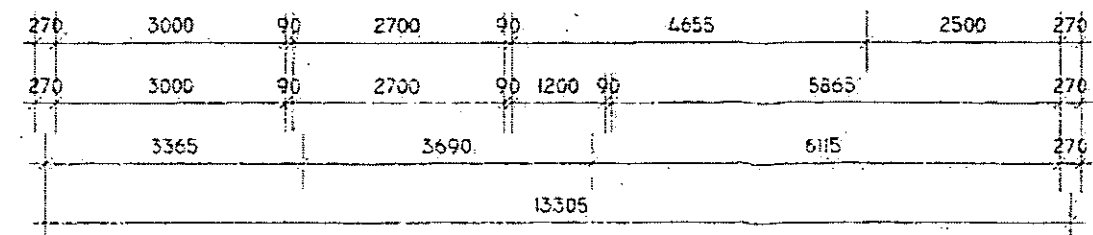
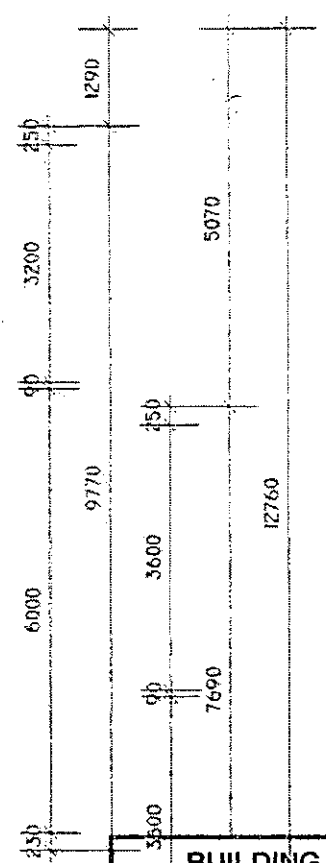
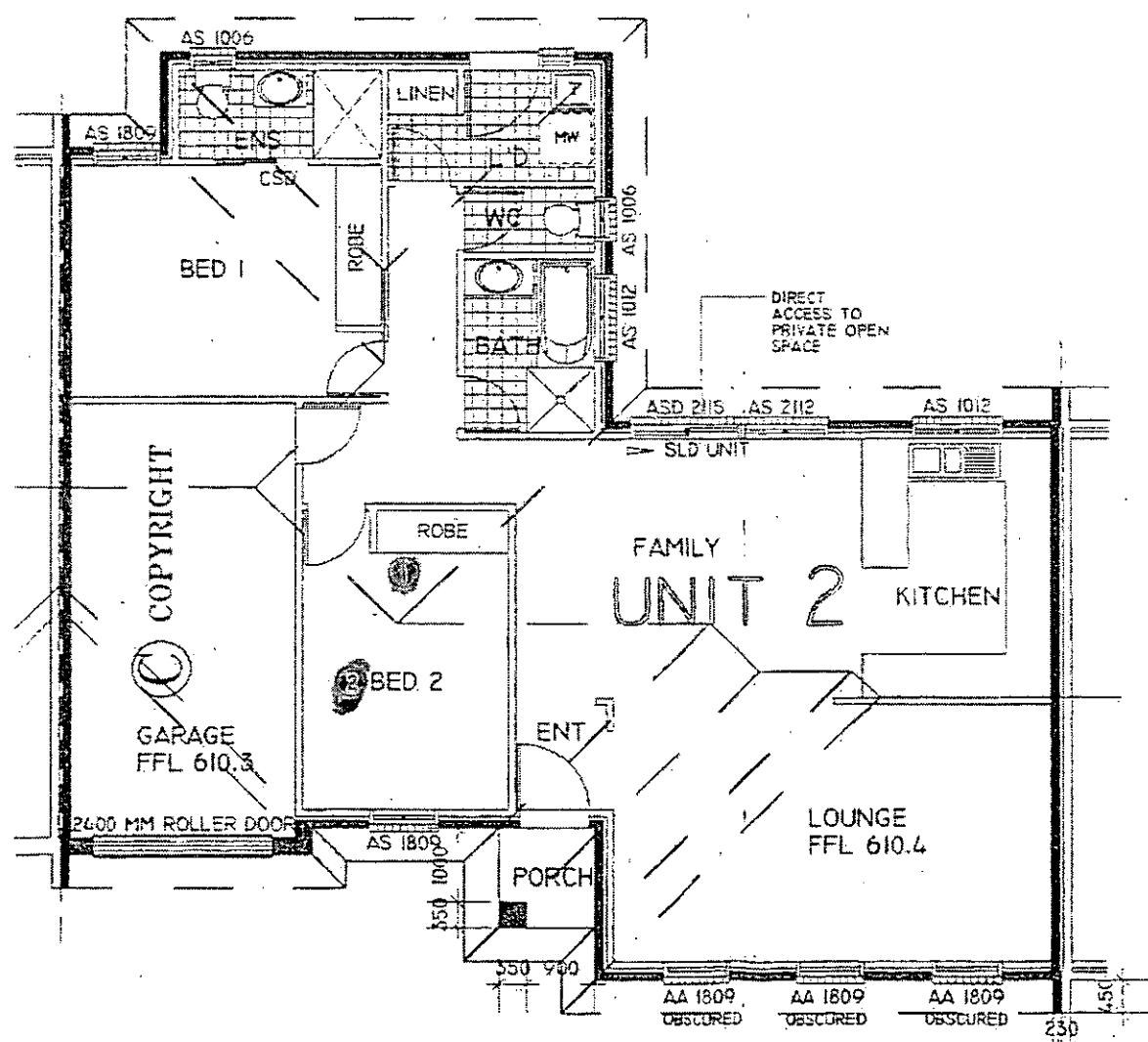
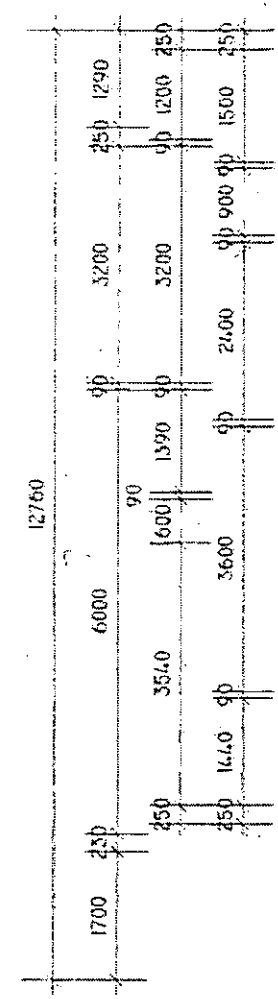
**11.3.10 AMENDMENTS**

- 1 ADD ROBE, PART WALL AND DOOR
- 2 CHANGE ROOM TAG FROM DINING TO BED 2

RESIDENCE 104.59 SQM  
 GARAGE 19.52 SQM  
 PORCH 1.69 SQM  
 GROSS AREA 125.8 SQM



Plan No: 094595/10  
 26 JUL 2010  
 RECEIVED  
 ACT Planning & Land Authority



MONARO ALUMINIUM WINDOWS SPECIFIED- MONARO/AWS (ALUMINIUM WINDOW ENERGY EFFICIENCY PROGRAM. NOTE: IF DIFFERENT WINDOW MANUFACTURER USED ENERGY EFFICIENCY RATING WILL CHANGE.)

- 3CLR 504 ALUMINIUM SLIDING WINDOWS (AWS-04-001A)
- 3CLR 516 ALUMINIUM AWNING WINDOWS (AWS-04-033A)
- 5CLR 541 ALUMINIUM SLIDING DOORS (AWS-04-057A)

**BUILDING APPROVAL**  
 is amended under section 32 of the Building Act 2004  
 Certified Building Solutions Pty Ltd  
 26 JUL 2010  
 Licence No: 1996 7883

**New Age Design Services**

PH. : 6242 6234  
 FAX. : 6242 6235  
 83 Lyscgh Street Mitchell ACT 2911

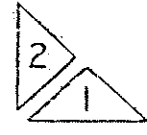
CLIENT/BUILDER:  
 F.G.C. DEVELOPMENTS

PROJECT:  
 PROPOSED RESIDENCE

BLOCK: 6 SECTION: 39  
 SUBURB: FRASER  
 UNIT: 2

|                  |               |                  |
|------------------|---------------|------------------|
| SCALE:<br>1:100  | DWG NO:<br>4  | JOB NO:<br>08004 |
| DATE:<br>11.3.10 | DRAWN:<br>K G |                  |

**COPYRIGHT**  
 NEWAGE DESIGN SERVICES  
 THIS PLAN REMAINS THE PROPERTY OF NEW AGE DESIGN SERVICES, AND MAY NOT BE COPIED IN WHOLE OR IN PART WITHOUT WRITTEN PERMISSION. FAILURE TO DO SO WILL RESULT IN LEGAL ACTION.



# PLAN OF HYDRAULIC SERVICES

OWNER FGC

BLOCK 6 SECTION 39 FRASER

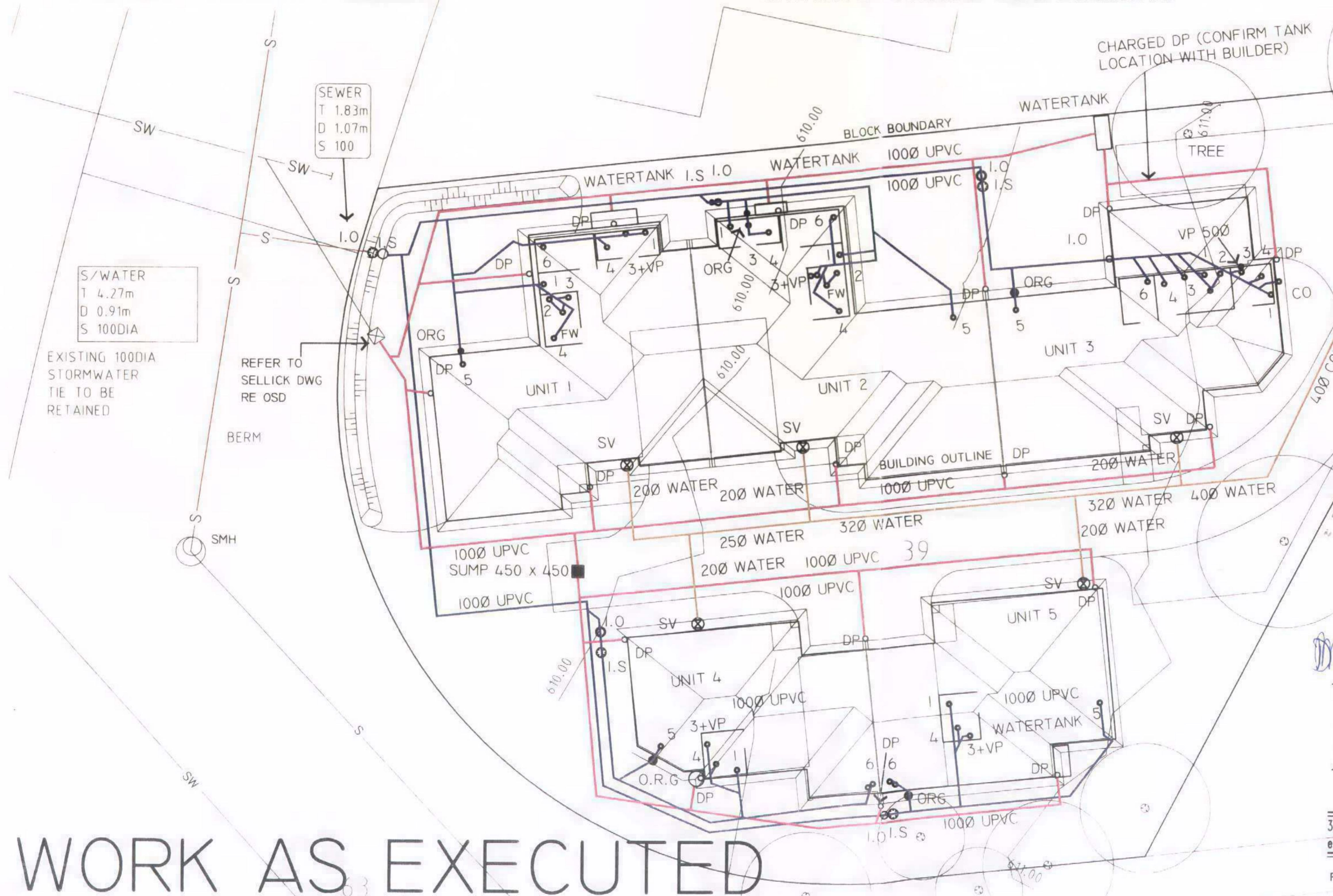
LEGEND WHERE APPLICABLE

- PROPOSED WATER SERVICE (COLD WATER)
- PROPOSED WATER SERVICE (HOT WATER)
- PROPOSED WATER SERVICE (HOT WATER)
- EXISTING UPVC SEWER SERVICE
- PROPOSED UPVC SEWER SERVICE
- PROPOSED SANITARY PLUMBING
- EXISTING HDPE SEWER SERVICE
- PROPOSED HDPE SEWER SERVICE
- PROPOSED STORMWATER SERVICE

| REFERENCES |                                  |       |                      |      |             |
|------------|----------------------------------|-------|----------------------|------|-------------|
| V.C.P      | VITRIFIED CLAY PIPE              | D.T   | DISCONNECTOR TRAP    | T.D. | TUNDISH     |
| S.V.P      | SOIL VENT PIPE                   | I.O   | INSPECTION OPENING   | G.T  | GULLY TRAP  |
| U.P.V.C    | UNPLASTICISED POLYVINYL CHLORIDE | E.J   | EXPANSION JOINT      | V.P. | VENT PIPE   |
| D.I.C.L    | DUCTILE IRON CEMENT LINED        | W.S   | WATER SERVICE        | F.W. | FLOOR WASTE |
| O.R.G      | OVERFLOW RELIEF GULLY            | I.S   | INSPECTION SHAFT     | J.U. | JUMP UP     |
| F.G.L      | FINISHED GROUND LEVEL            | H.C   | HOSECOCK             | E.V. | EDUCT VENT  |
|            |                                  | F.F.L | FINISHED FLOOR LEVEL | S.T  | SILT TRAP   |
|            |                                  | S.V   | STOPVALVE            | B.T. | BUCKET TRAP |

ALL WORK TO BE IN ACCORDANCE WITH THE CANBERRA SEWERAGE AND WATER SUPPLY REGULATIONS. THIS PLAN TO BE READ IN CONJUNCTION WITH APPROVED ARCHITECTURAL PLANS. THIS PLAN HAS BEEN DESIGNED IN ACCORDANCE WITH A.S 3500, NATIONAL PLUMBING AND DRAINAGE CODE. ORG TO BE A HEIGHT OF 150mm BELOW LOWEST FIXTURE TO BE DRAINED & A MINIMUM 75mm ABOVE F.G.L.(50mm IN PAVED AREAS, GRADED FROM O.R.G.)

DISCONNECT EXISTING 200 WATER SERVICE, BY ACTEWAGL AT CONTRACTORS EXPENSE.  
EXISTING WATER METER NUMBER 127569 TO BE REMOVED BY ACTEWAGL AT TIME OF DISCONNECTION



SHEET 1 OF 2

*28/7/10*  
ALL SW AND SEWER IS 1000 UPVC UNLESS NOTED OTHERWISE  
*1988/4767 11-03 10*



3 Buru Close Ngannawal Canberra 2913 ACT Anthony 0414 244 518  
e-mail daf@webone.com.au Phone 6241 7138 Facsimile 6241 8681

Project:2009/15746 Scale 1:200 Design by Anthony Burr

WORK AS EXECUTED

# Energy Efficiency Rating



## UNDERSTANDING YOUR ENERGY EFFICIENCY RATING (EER)

---

An energy efficiency rating (EER) is a rating used to identify the energy efficiency of homes in the ACT.

The Civil Law (Sale of Residential Property) Act 2003 requires all homes being sold in the ACT to carry an energy efficiency rating (EER). This enables owners and buyers to compare a home's passive energy performance characteristics with others for sale in the Territory.

In the ACT, established homes are assessed using 1st generation software, and can achieve **0 to 6 stars** in the rating scheme.

Houses with a higher EER are more cost and energy efficient, use less energy for heating and cooling, generate lower greenhouse gas emissions, and are more comfortable.

### **What information is taken into account when assessing my homes energy efficiency?**

- Layout of the home
- Construction of its roof, walls, windows, and floor
- Wall, floor, and ceiling insulations
- Orientation of windows and shading of the sun's path and local breezes
- Influence of the local climate
- Air leakages

### **What information is not applicable when assessing my homes energy efficiency?**

- Heating and cooling
- Hot water systems
- Lighting systems and appliances
- Solar panels

### **How can I improve my energy efficiency rating?**

Your energy efficiency report will include a list of design options (unless it's already achieved the maximum rating of 6 stars). This will outline the improvements that can be made to gain additional points and increase the overall star rating of your home.

### **When I built my home, I was provided with a 10-star energy rating. Why has this decreased?**


The ACT Government has two software systems in place to generate energy efficiency ratings:

1. Established homes: An on site assessment using 1st generation software. A maximum of 6 stars can be achieved.
2. Brand new homes: A computer based assessment using 2nd generation software. A maximum of 10 stars can be achieved.

If you hold an energy efficiency rating that exceeds 6 stars, it is a 2nd generation EER and would have been provided when your home was brand new.

When assessing a home's energy efficiency for the purpose of sale, property inspection companies are required to use 1st generation software, which will achieve a maximum of 6 stars.

# FirstRate Report



**YOUR HOUSE ENERGY RATING IS:** ★★☆☆☆☆ **6 STARS**  
**in Climate: 24** **SCORE: 26 POINTS**

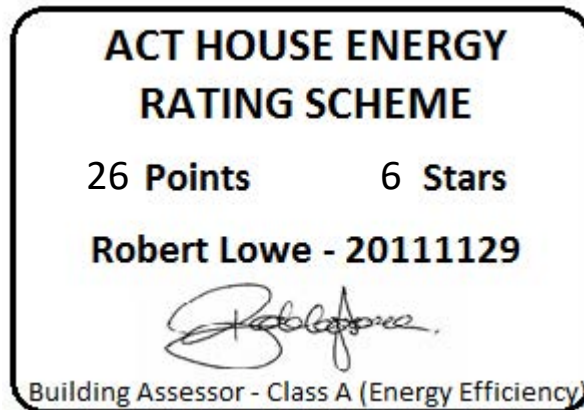
**Name:** Hudson & Pover

**Ref No:** 69381

**House Title:** Unit 2 Block 6 Section 39 FRASER

**Date:** 15-04-2026

**Address:** 2/25 Lind Close, Fraser ACT 2615



This rating only applies to the floor plan, construction details, orientation and climate as submitted and included in the attached Rating Summary. Changes to any of these could affect the rating.

## IMPROVING YOUR RATING

The table below shows the current rating of your house and its potential for improvement.

| Star Rating | POOR   |                      |     | AVERAGE |      |       |        | GOOD    |          |           | V. GOOD |    |
|-------------|--------|----------------------|-----|---------|------|-------|--------|---------|----------|-----------|---------|----|
|             | 0 Star | ★                    | ★★  | ★★★     | ★★★★ | ★★★★★ | ★★★★★★ | ★★★★★★★ | ★★★★★★★★ | ★★★★★★★★★ |         |    |
| Point Score | -71    | -70                  | -46 | -45     | -26  | -25   | -11    | -10     | 4        | 5         | 16      | 17 |
| Current     | 26     | <input type="text"/> |     |         |      |       |        |         |          |           |         |    |
| Potential   | 26     | <input type="text"/> |     |         |      |       |        |         |          |           |         |    |

Incorporating these design options will add the additional points required to achieve the potential rating shown in the table. Each point represents about a 1% change in energy efficiency. This list is only a guide to the range of options that could be used.

**Design options**

**Additional points**

## ORIENTATION

Orientation is one of the key factors which influences energy efficiency. This dwelling will achieve different scores and star ratings for different orientations.

|                       |           |               |
|-----------------------|-----------|---------------|
| <b>Current Rating</b> | <b>26</b> | <b>★★★★★★</b> |
|-----------------------|-----------|---------------|

Largest windows in the dwelling;

**Direction : NNW**

**Area : 9 m<sup>2</sup>**

The table below shows the total score for the dwelling when these windows face the direction indicated.

**Note that obstructions overshadowing windows have been removed from all windows in these ratings to allow better comparisons to be made between orientations.**

| <b>ORIENTATION</b>   | <b>POINT SCORE</b> | <b>STAR RATING</b> |
|----------------------|--------------------|--------------------|
| <b>1. North West</b> | <b>24</b>          | <b>★★★★★★</b>      |
| <b>2. North</b>      | <b>26</b>          | <b>★★★★★★</b>      |
| <b>3. North East</b> | <b>22</b>          | <b>★★★★★★</b>      |
| <b>4. East</b>       | <b>17</b>          | <b>★★★★★★</b>      |
| <b>5. South East</b> | <b>18</b>          | <b>★★★★★★</b>      |
| <b>6. South</b>      | <b>22</b>          | <b>★★★★★★</b>      |
| <b>7. South West</b> | <b>20</b>          | <b>★★★★★★</b>      |
| <b>8. West</b>       | <b>21</b>          | <b>★★★★★★</b>      |

|                       |
|-----------------------|
| <b>FirstRate Mode</b> |
| <b>Climate: 24</b>    |

**RATING SUMMARY for: Unit 2 Block 6 Section 39 FRASER, 2/25 Lind Close, Fraser ACT 2615,**

Assessor's Name:

Net Conditioned Floor Area: 84.6 m<sup>2</sup>

|   |      |                      |              | Points      |             |            |
|---|------|----------------------|--------------|-------------|-------------|------------|
| Feature   |      |                      |              | Winter      | Summer      | Total      |
| <b>CEILING</b>  |      |                      |              | <b>4</b>    | <b>1</b>    | <b>5</b>   |
| Surface Area:   | 0    | Insulation:          | 5            |             |             |            |
| <b>WALL</b>   |      |                      |              | <b>2</b>    | <b>-1</b>   | <b>1</b>   |
| Surface Area:   | -2   | Insulation:          | 5            | Mass:       | -1          |            |
| <b>FLOOR</b>  |      |                      |              | <b>6</b>    | <b>0</b>    | <b>7</b>   |
| Surface Area:   | 0    | Insulation:          | -8           | Mass:       | 15          |            |
| <b>AIR LEAKAGE (Percentage of score shown for each element)</b> |      |                      |              | <b>7</b>    | <b>0</b>    | <b>7</b>   |
| Fire Place  | 0 %  | Vented Skylights     | 0 %          |             |             |            |
| Fixed Vents   | 0 %  | Windows              | 42 %         |             |             |            |
| Exhaust Fans  | 26 % | Doors                | 15 %         |             |             |            |
| Down Lights   | 0 %  | Gaps (around frames) | 17 %         |             |             |            |
| <b>DESIGN FEATURES</b>  |      |                      |              | <b>0</b>    | <b>0</b>    | <b>0</b>   |
| Cross Ventilation   | 0    |                      |              |             |             |            |
| <b>ROOF GLAZING</b>   |      |                      |              | <b>0</b>    | <b>0</b>    | <b>0</b>   |
| Winter Gain   | 0    | Winter Loss          | 0            |             |             |            |
| <b>WINDOWS</b>  |      |                      |              | <b>-8</b>   | <b>-6</b>   | <b>-14</b> |
| Window Direction  | Area |                      | Point Scores |             |             |            |
|   | m2   | %NCFA                | Winter* Loss | Winter Gain | Summer Gain | Total      |
| <b>ENE</b>  | 2    | 2%                   | -2           | 2           | 0           | 0          |
| <b>SSE</b>  | 6    | 7%                   | -15          | 5           | -2          | -11        |
| <b>NNW</b>  | 10   | 11%                  | -22          | 23          | -4          | -3         |
| <b>Total</b>  | 18   | 21%                  | -39          | 31          | -6          | -14        |

\* Air movement over glazing can significantly increase winter heat losses. SEAV recommends heating/cooling duct outlets be positioned to avoid air movement across glass or use deflectors to direct air away from glass.

The contribution of heavyweight materials to the window score is 5 points

|               |             |  |  | Winter       | Summer    | Total      |
|---------------|-------------|--|--|--------------|-----------|------------|
| <b>RATING</b> | ★ ★ ★ ★ ★ ★ |  |  | <b>12</b>    | <b>-5</b> | <b>26*</b> |
|               |             |  |  | <b>SCORE</b> |           |            |

\* includes 19 points from Area Adjustment

# Detailed House Data

## House Details

ClientName Hudson & Pover  
 HouseTitle Unit 2 Block 6 Section 39 FRASER  
 StreetAddress 2/25 Lind Close, Fraser ACT 2615  
 FileCreated 15-04-2026

## Climate Details

State  
 Town Canberra  
 Postcode 2600  
 Zone 24

## Floor Details

| ID | Construction            | Sub Floor   | Upper | Shared | Foil | Carpet | Ins RValue | Area               |
|----|-------------------------|-------------|-------|--------|------|--------|------------|--------------------|
| 1  | Concrete Slab on ground | No Subfloor | No    | No     | No   | Carp   | R0.0       | 23.0m <sup>2</sup> |
| 2  | Concrete Slab on ground | No Subfloor | No    | No     | No   | Tiles  | R0.0       | 68.8m <sup>2</sup> |

## Wall Details

| ID | Construction | Shared | Ins RValue | Length | Height |
|----|--------------|--------|------------|--------|--------|
| 1  | Brick Veneer | No     | R1.5       | 24.3m  | 2.4m   |
| 2  | Weatherboard | Yes    | R0.0       | 11.1m  | 2.4m   |
| 3  | Weatherboard | No     | R2.0       | 8.9m   | 2.4m   |

## Ceiling Details

| ID | Construction     | Shared | Foil | Ins RValue | Area               |
|----|------------------|--------|------|------------|--------------------|
| 1  | Attic - Standard | No     | No   | R3.8       | 91.8m <sup>2</sup> |

## Window Details

| ID | Dir | Height | Width | Utility | Glass | Frame  | Curtain | Blind | Fixed & Adj Eave | Fixed Eave | Head to Eave |
|----|-----|--------|-------|---------|-------|--------|---------|-------|------------------|------------|--------------|
| 1  | SSE | 1.8m   | 0.9m  | No      | SGT   | ALIMPR | CW      | No    | 0.5m             | 0.5m       | 0.0m         |
| 2  | SSE | 1.8m   | 0.9m  | No      | SGT   | ALIMPR | CW      | No    | 0.5m             | 0.5m       | 0.0m         |
| 3  | SSE | 1.8m   | 0.9m  | No      | SGT   | ALIMPR | CW      | No    | 0.5m             | 0.5m       | 0.0m         |
| 4  | NNW | 1.0m   | 1.2m  | No      | SG    | ALIMPR | VB      | No    | 0.5m             | 0.5m       | 0.0m         |
| 5  | NNW | 2.0m   | 1.2m  | No      | SG    | ALIMPR | CW      | No    | 0.5m             | 0.5m       | 0.0m         |
| 6  | NNW | 2.1m   | 1.6m  | No      | SG    | ALIMPR | CW      | No    | 0.5m             | 0.5m       | 0.0m         |
| 7  | ENE | 1.0m   | 1.2m  | Yes     | SGT   | ALIMPR | NC      | No    | 0.5m             | 0.5m       | 0.0m         |
| 8  | ENE | 1.0m   | 0.6m  | Yes     | SGT   | ALIMPR | NC      | No    | 0.5m             | 0.5m       | 0.0m         |
| 9  | NNW | 0.9m   | 0.6m  | Yes     | SG    | ALIMPR | NC      | No    | 0.5m             | 0.5m       | 0.0m         |
| 10 | NNW | 1.0m   | 0.6m  | No      | SGT   | ALIMPR | NC      | No    | 0.5m             | 0.5m       | 0.0m         |
| 11 | NNW | 1.8m   | 0.9m  | No      | SG    | ALIMPR | CW      | No    | 0.5m             | 0.5m       | 0.0m         |
| 12 | SSE | 1.8m   | 0.9m  | No      | SG    | ALIMPR | CW      | No    | 0.5m             | 0.5m       | 0.0m         |

## Window Shading Details

| ID | Dir | Height | Width | Obst Height | Obst Dist | Obst Width | Obst Offset | LShape Left Fin | LShape Left Off | LShape Right Fin | LShape Right Off |
|----|-----|--------|-------|-------------|-----------|------------|-------------|-----------------|-----------------|------------------|------------------|
| 5  | NNW | 2.0m   | 1.2m  | 0.0m        | 0.0m      | 0.0m       | 0.0m        | 4.0m            | 2.0m            | 0.0m             | 0.0m             |
| 6  | NNW | 2.1m   | 1.6m  | 0.0m        | 0.0m      | 0.0m       | 0.0m        | 4.0m            | 0.0m            | 0.0m             | 0.0m             |
| 7  | ENE | 1.0m   | 1.2m  | 0.0m        | 0.0m      | 0.0m       | 0.0m        | 0.0m            | 0.0m            | 3.0m             | 1.0m             |
| 8  | ENE | 1.0m   | 0.6m  | 0.0m        | 0.0m      | 0.0m       | 0.0m        | 0.0m            | 0.0m            | 3.0m             | 3.0m             |
| 11 | NNW | 1.8m   | 0.9m  | 0.0m        | 0.0m      | 0.0m       | 0.0m        | 0.0m            | 0.0m            | 1.2m             | 0.0m             |
| 12 | SSE | 1.8m   | 0.9m  | 0.0m        | 0.0m      | 0.0m       | 0.0m        | 1.2m            | 1.5m            | 0.0m             | 0.0m             |

## Zoning Details

Is there Cross Flow Ventilation ?      Good

### Air Leakage Details

Location                                      Suburban  
Is there More than One Storey ?      No  
Is the Entry open to the Living Area ?      Yes  
Is the Entry Door Weather Stripped ?      Yes  
Area of Heavyweight Mass              0m<sup>2</sup>  
Area of Lightweight Mass              0m<sup>2</sup>

|                              | <u>Sealed</u> | <u>UnSealed</u> |
|------------------------------|---------------|-----------------|
| Chimneys                     | 0             | 0               |
| Vents                        | 0             | 0               |
| Fans                         | 2             | 0               |
| Downlights                   | 0             | 0               |
| Skylights                    | 0             | 0               |
| Utility Doors                | 1             | 0               |
| External Doors               | 0             | 0               |
| Unflued Gas Heaters          |               | 0               |
| Percentage of Windows Sealed |               | 98%             |
| Windows - Average Gap        |               | Small           |
| External Doors - Average Gap |               | Small           |
| Gaps & Cracks Sealed         |               | Yes             |

# Insurance Certificates & Tax Invoice



# If a home was built before 1990 it may contain dangerous asbestos material

Identify where asbestos materials might be. Five common places are:



- 1.** Exterior  
roof sheeting, gutters, downpipes,  
ridge capping, eaves, cladding,  
electrical switchboards



- 5.** Building cavities  
A small number of homes may still contain  
loose fill asbestos insulation in the roof  
cavity, wall cavities or sub-floor space



- 2.** Wet areas - bathroom, laundry and kitchen  
wall and ceiling panels, vinyl floor tiles, backing for wall tiles  
and splashbacks, hot water pipe insulation



- 3.** Internal areas  
wall and ceiling panels, carpet underlay,  
textured panels, insulation in domestic  
heaters



- 4.** Backyard  
fences, sheds, garages, carports, dog kennels, buried or  
dumped waste, letterboxes, swimming pools

# If a home was built before 1990 it may contain dangerous asbestos material

## Assess the risk

A licensed asbestos assessor can help identify asbestos in your home and its condition.

### Asbestos materials become dangerous when:



Broken or in poor condition



Damaged accidentally



Disturbed during renovation or repairs



Loose fill asbestos insulation



## Manage asbestos safely

- Monitor the condition of asbestos in your home
- Inform tradespeople of locations of asbestos in your home
- Avoid disturbing or damaging asbestos if working on your home
- Engage a licensed asbestos removalist to remove asbestos

If you suspect your home contains loose fill asbestos insulation, contact Access Canberra

## **TO WHOM THIS MAY CONCERN**

9<sup>th</sup> March 2026

### **Certificate of Currency**

Dear Sir or Madam,

We, the undersigned Insurance Brokers acting on behalf of the Insured, hereby certify that the following described insurance is in force at this date.

**TYPE OF INSURANCE:** Professional Indemnity Insurance

**INSURED:** ACT Property Inspections Pty Ltd.

**ADDRESS OF INSURED:** Unit 1/33 Atree Court, Phillip ACT 2606, Australia.

**POLICY NUMBER:** B0507OE2600060

**PERIOD:** From: 30<sup>th</sup> March 2026 to: 30<sup>th</sup> March 2027  
At 4pm Local Standard Time at the Principal Address of the Insured.

**LIMIT OF LIABILITY:** AUD 5,000,000 in the annual aggregate inclusive of costs and expenses plus one reinstatement.

**INSURERS:** 100% Lloyd's of London

This letter is provided as a matter of information only and confers no rights on the holder. Our duties in relation to this insurance are to our client and we accept no duty of care or responsibility to you or any other third party and any liability to you or a third party is excluded. This letter does not amend, extend, or alter the coverage afforded by the policy, nor does it purport to set out all of the policy terms, conditions and exclusions. The policy terms, conditions, limits, and exclusions may alter after the date of this document or the insurance may terminate or be cancelled, and the limits shown may be reduced to pay claims. We have no obligation to advise you of any changes which may be made to the policy or to advise you of their cancellation or termination.

Issued on behalf of Price Forbes & Partners



Adam Power  
**Executive Director**



**ACT  
PROPERTY  
INSPECTIONS**

# TAX INVOICE

Tasneem Hudson & Jason Pover  
2/25 Lind Cl  
FRASER ACT 2615  
AUSTRALIA

**Invoice Date**  
7 Apr 2026

**Invoice Number**  
INV-69381

ACT Property Inspections  
(02) 6232 4540  
Unit 1, 33 Altree Ct  
PHILLIP ACT 2606  
ABN: 33 600 397 466

| Description                              | Quantity | Unit Price | GST              | Amount AUD      |
|--|----------|------------|------------------|-----------------|
| ACTPLA Fees - No GST                     | 1.00     | 186.70     | GST Free         | 186.70          |
| Property Report                          | 1.00     | 1,475.73   | 10%              | 1,475.73        |
| Energy Efficiency Report (Complimentary) | 1.00     | 0.00       |                  | 0.00            |
| Deferred Payment (Complimentary)         | 1.00     | 0.00       |                  | 0.00            |
|  |          |            | Subtotal         | 1,662.43        |
|  |          |            | TOTAL GST 10%    | 147.57          |
|  |          |            | <b>TOTAL AUD</b> | <b>1,810.00</b> |

## Due Date: 4 Oct 2026

Payment terms – Deferred payment account. This account should be paid in full within 14 days on the earlier of:

- (a) Settlement of the property
- (b) If the Property has not been listed for sale within 3 months of the Property Inspection Date
- (c) If the property is no longer listed for sale
- (d) 180 days after the Property Inspection Date

Please pay within the payment terms to avoid the Deferred Payment Fee. Note: all bank/legal fees incurred in obtaining payment will be the customer's responsibility

### Payment Options

Pexa : please quote the invoice number as the reference

Direct Deposit : BSB: 012084 Account Number: 194679655

Account Name: ACT Property Inspections Pty Ltd

Please reference your name and invoice number

Cheques : please make payable to ACT Property Inspections Pty Ltd

[View and pay online now](#)