

Report



LIMITED LIABILITY TO A PURCHASER WITHIN THE AUSTRALIAN CAPITAL TERRITORY

This Report is made solely for the use and benefit of the Client. The Consultant is not liable for any reliance placed on this report by any third party. However, within the ACT only and in accordance with the Civil Law (Sale of Residential Property) Act 2003 and the Civil Law (Sale of Residential Property) Regulations 2004, a copy of the report must be attached to the Contract for Sale and may in certain circumstances be relied upon by the Purchaser of residential property.

The circumstances in which a Purchaser of residential property within the ACT may rely on this report in respect of the state of the property at the time of the inspection are as follows:

- (a)** The inspection was carried out no earlier than three months before the day the property was first advertised or offered for sale or listed by an agent; and
- (b)** The date on which the contract was entered into was not more than 180 days after the date of the inspection.
- (c)** The report is provided to the Purchaser prior to or at the time the Contract for Sale is entered into between the Purchaser and vendor.
- (d)** The service requested is the Standard Inspection Report.

Building Report



CONCLUSION AND SUMMARY

The purpose of the Inspection is to identify the major defects and safety hazards associated with the property at the time of the Inspection. The Inspection and reporting are limited to a visual assessment of the Building Members in accord with Appendix C AS4349.1-2007.

The overall condition of this building has been compared to similar constructed buildings of approximately the same age where those buildings have had a maintenance program implemented to ensure that the building members are still fit for purpose.

The incidence of Major Defects in this Residential Building as compared with similar Buildings is considered: **High**

The incidence of Minor Defects in this Residential Building as compared with similar Buildings is considered: **High**

The overall condition of this Residential Dwelling in the context of its age, type and general expectations of similar properties is: **Below Average**

Please Note: This is a general appraisal only and cannot be relied upon on its own – read the Report in its entirety.

This Summary is supplied to allow a quick and superficial overview of the Inspection results. This Summary is NOT the Report and cannot be relied upon on its own. This Summary must be read in conjunction with the full Report and not in isolation from the Report. If there should happen to be any discrepancy between anything in the Report and anything in this Summary, the information in the Report shall override that in this Summary.

PROPERTY STATISTICS

Building Report	Below Average
Compliance Report	Please read full compliance report section of the report
Pest Inspection	No active subterranean termites (live specimen) were found
Energy Efficiency Rating	4.5 Stars
Inspection Date	Friday, May 1 st 2026
Name of Assessor	Dylan Mitchell
Reference Number	69834
Address of Property Inspected	33 Mockridge Crescent, Holt ACT 2615
Client	Deacon
Block and Section	Block 22 Section 25 HOLT
Year original residence COU was issued	1972
Block size (approximately)	907m ²
House size (approximately)	Residence: 177.46m ² Rooms (including original enclosed carport): 44.00m ² Carport: 31.00m ²
Weather conditions at time of Inspection	Fine
Occupancy Status	Unoccupied

*The table above is to be used as a quick reference. Please read the full Report before reaching your conclusion regarding the condition of the Property.

Whilst every care has been taken to ensure the accuracy of the property house and block size, we accept no responsibility for any inaccuracies as supplying this information exceeds a standard building inspection under AS4349.1-2007.

PROPERTY CONSTRUCTION DETAILS

Flooring	Concrete and timber flooring
External walls	Compressed cladding installed over brick work
Roof framing	Timber: Conventionally pitched roof framing
Roof cladding	Colorbond roof cladding
Glazing	Double glazed windows
Cooktop	Electric cooktops
Oven	Electric ovens
Dishwasher	Solt & Stirling

*Whilst every care has been taken to ensure the accuracy of the property construction details, we accept no responsibility for any inaccuracies of construction details or testing of appliances.

GENERAL ACCESS LIMITATIONS

Internal	The house was unfurnished at the time of inspection, allowing a full visual inspection to be carried out
External	No inspection was made under the rear timber deck due to no available access
Roof void	NOTE. Inspection around the eaves was restricted due to low pitch and clearance to allow bodily access in this area. This allows only for a limited visual inspection from a distance to be carried out. Other restrictions found in the roof void: Insulation on top of ceiling restricting visual inspection of the ceiling framing No inspection was made inside the roof cavity of the raked ceiling due to no available access The inspection of the roof void was restricted to a visual inspection from the roof access point due to the low roof pitch not allowing bodily access
Subfloor	The visual inspection of the subfloor framing was restricted due to under floor insulation installed The visual inspection of the subfloor framing was restricted in areas due to under floor ducting installed and low crawl space.
On-top of roof	The inspection was restricted to visually looking from a 3.6m ladder lent against the gutter in several areas around the building

*Where access is noted as limited or restricted, it is recommended that access be gained to these areas as these areas may contain concealed defects.

DEFINITIONS

Good	The item is in the Inspector's opinion of an acceptable standard with no defects visible. Superficial defects will not be commented on
Fair	The item in the Inspector's opinion has some minor defects and requires minimal maintenance or repair
Poor	The item in the Inspector's opinion needs significant repair or replacement

ENTRANCE

Ceiling	Good
Walls	Good
Door and door hardware	The door jamb and sill are incomplete. Repairs are required
Floor coverings	Good

FRONT ROOM (ORIGINAL LIVING)

Ceiling	Good
Walls	The skirting adjacent the door is loose recommend fixing into correct position
Door and door hardware	The architrave is loose. Recommend fixing the architrave into the correct position
Floor coverings	Good

KITCHEN/RUMPUS/ORIGINAL BEDROOM 5

Ceiling	Minor cracking was noted in the ceiling. This is caused through normal building movement and is not considered to be excessive cracking
Walls	Good
Door and door hardware	Good
Floor coverings	Good
Kitchen cupboards	Good
Bench top	Good
Splashback	Good
Exhaust fan	The exhaust fan was operational at the time of inspection. However, the rangehood has not been externally ducted. Repairs are required

NEW STUDY (ORIGINAL BEDROOM 3)

Ceiling	Good
Walls	Good
Door and door hardware	The door is binding. Recommend adjustment/maintenance. The architrave is loose. Recommend fixing the architrave into the correct position
Floor coverings	Good

LINEN (ORIGINAL STUDY AREA)

Ceiling	Good
Walls	Good
Door and door hardware	Good
Floor coverings	Good

BEDROOM 1

Ceiling	Good
Walls	The skirting adjacent the door is loose recommend fixing into correct position
Door and door hardware	Patching noted to the architrave this is considered a cosmetic defect
Floor coverings	Good
Wardrobe	The doors to the wardrobe have been removed

BEDROOM 2

Ceiling	Good
Walls	Good
Door and door hardware	The striker plate on the door jamb needs adjustment to allow the door to latch. The architrave is loose. Recommend fixing the architrave into the correct position
Floor coverings	Good
Wardrobe	The architrave is loose. Recommend fixing the architrave into the correct position. The doors are binding, adjustment is required

BEDROOM 4

Ceiling	There is evidence of patching in the ceiling
Walls	Good
Door and door hardware	Good
Floor coverings	Good
Wardrobe	Hole noted to the wall above the architrave on the ensuite door. Repairs are recommended

ENSUITE – BEDROOM 4

Ceiling	Good
Walls	Good
Door and door hardware	The architrave is loose with a large gap to the tiles. Repairs are recommended
Floor coverings	Good
Shower screen	Good
Floor and wall tiles in shower area	Good
Vanity/Basin	Good
Taps	Good
Toilet suite	Good
Exhaust fan	The exhaust fan was operational at the time of inspection

BATHROOM (ORIGINAL KITCHEN)

Ceiling	Good/Fair
Walls	Good
Door and door hardware	The architrave is loose. Recommend fixing the architrave into the correct position
Floor coverings	Good
Shower screen	Good
Floor and wall tiles in shower area	The feature tiles have been installed in an untradesmanlike manner This is unlikely to lead to further issues
Vanity/Basin	Good
Taps	Good
Bath	Good
Toilet suite	Good
Exhaust fan	The exhaust fan was operational at the time of inspection

LAUNDRY

Ceiling	Good
Walls	Good/Fair
Door and door hardware	Fair
Floor coverings	Good
Laundry tub	Good
Splashback	The silicone joint between the tub/bench and the bottom of the splashback requires re-application. This is part of normal ongoing maintenance
Exhaust fan	An exhaust fan is not installed; however, ventilation is provided to the room by opening the window

ROOF CAVITY

Construction	Several structural alterations have occurred with the changing of the roof covering from tiles to Colorbond, removal of structural timbers to create raked ceilings in numerous rooms, relocation & removal of load bearing walls, installing of external windows in load bearing walls. Due to these alterations, we recommend engaging a structural engineer to assess the alterations.
--------------	---

SUBFLOOR

Subfloor soil conditions	Areas of the subfloor soil were damp at the time of inspection. Recommend repairs to the exterior drainage by a plumber/drainier
Ventilation	Generally adequate
Floor structure	Good
Access door to subfloor area	Fair

EXTERIOR

Driveway and paths	Several areas of cracking and movement noted in the exterior concrete. The cracking and movement found is typical for a home of this age
Roof covering	Fair
Eaves	The eave lining requires general repairs
Fascia	Fair
Gutters	Fair
Downpipes	The downpipes are not connected to the stormwater. Recommend repairs by a plumber
External walls	The base of the external cladding is in contact with the ground this will shorten the life span of the cladding. Sections of the cladding are showing signs of poor workmanship. Recommend repairs by qualified tradesperson/builder
Windows	The windows have not been installed as per the national construction code. Recommend repairs by a qualified tradesperson/builder
Fences	Good
Gate	Good
Deck	The timber deck framing is in contact with the ground. This will shorten the life span of these timbers
Carport	The gutter to the carport is not connected to stormwater. Recommend repairs by a plumber/drainier
Retaining walls	Good
Site drainage	Due to the high moisture levels noted in the subfloor soil, it is recommended to engage a plumber/drainier to rectify the site drainage

ROOM (ORIGINAL DINING ROOM & ENCLOSED CARPORT)

Ceiling	Good
Walls	Good
Door and door hardware	The architrave is loose. Recommend fixing the architrave into the correct position
Floor coverings	Good
Kitchen cupboards	Good
Bench top	Good
Splashback	Good
Exhaust fan	The exhaust fan was operational at the time of inspection. However, the rangehood has not been externally ducted. Repairs are required

ROOM (ORIGINAL LIVING)

Ceiling	Good
Walls	Good
Door and door hardware	Good
Floor coverings	Good
Wardrobe	Good

ENSUITE (ORIGINAL KITCHEN AREA)

Ceiling	Gaps noted between the ceiling trim and walls. This is considered a cosmetic defect
Walls	Minor cracking was noted above the door. This is caused through normal building movement and is not considered to be excessive cracking
Door and door hardware	Good
Floor coverings	Good
Shower screen	Good
Floor and wall tiles in shower area	Good
Vanity/Basin	Good
Taps	Good
Toilet suite	Good
Exhaust fan	The exhaust fan was operational at the time of inspection

DEFINITIONS

Above Average: The overall condition is above that consistent with dwellings of approximately the same age and construction. Most items and areas are well maintained and show a reasonable standard of workmanship when compared with buildings of similar age and construction.

Average: The overall condition is consistent with dwellings of approximately the same age and construction. There will be areas or items requiring some repair or maintenance.

Below Average: The Building and its parts show some significant defects and/or very poor non-tradesman like workmanship and/or long-term neglect and/or defects requiring major repairs or reconstruction of major building elements.

Client: The person or persons, for whom the Inspection Report was carried out or their Principal (i.e., the person or persons for whom the report is being obtained).

Building Consultant: A person, business or company who is qualified and experienced to undertake a pre-purchase inspection in accordance with Australian Standard AS 4349.1-2007 'Inspection of Buildings. Part 1: Pre-Purchase Inspections – Residential Buildings'. The consultant must also meet any Government licensing requirement, where applicable.

Building & Site: The inspection of the nominated residence together with relevant features including any car accommodation, detached laundry, ablution facilities and garden sheds, retaining walls more than 700 mm high, paths and driveways, steps, fencing, earth, embankments, surface water drainage and storm water run-off within 30 m of the building, but within the property boundaries. In the case of strata and company title properties, the inspection is limited to the interior and immediate exterior of the nominated residence and does not include inspection of common property.

Readily Accessible Areas: Areas which can be easily and safely inspected without injury to person or property, are up to 3.6 metres above ground or floor levels or accessible from a 3.6 metre ladder, in roof spaces where the minimum area of accessibility is not less than 600 mm high by 600 mm wide and subfloor spaces where the minimum area of accessibility is not less than 400 mm high by 600 mm wide, providing the spaces or areas permit entry. Or where these clearances are not available, areas within the consultant's unobstructed line of sight and within arm's length.

Structure: The loadbearing part of the building, comprising the Primary Elements.

Primary Elements: Those parts of the building providing the basic loadbearing capacity to the Structure, such as foundations, footings, floor framing, loadbearing walls, beams, or columns. The term 'Primary Elements' also includes other structural building elements including those that provide a level of personal protection such as handrails; floor-to-floor access such as stairways; and the structural flooring of the building such as floorboards.

Secondary Elements: Those parts of the building not providing loadbearing capacity to the Structure, or those non-essential elements which, in the main, perform a completion role around openings in Primary Elements and the building in general such as non-loadbearing walls, partitions, wall linings, ceilings, chimneys, flashings, windows, glazing or doors.

Finishing Elements: The fixtures, fittings and finishes applied or affixed to Primary Elements and Secondary Elements such as baths, water closets, vanity basins, kitchen cupboards, door furniture, window hardware, render, floor, and wall tiles, trim or paint. The term 'Finishing Elements' does not include furniture or soft floor coverings such as carpet and lino.

Major Defect: A defect of significant magnitude where rectification has to be carried out in order to avoid unsafe conditions, loss of utility or further deterioration of the property.

Minor Defect: A defect other than a Major Defect.

Safety Hazard: Any item that may constitute an immediate or imminent risk to life, health, or property. Occupational, health and safety or any other consequence of these hazards has not been assessed.

Tests: Where appropriate the carrying out of tests using the following procedures and instruments:

Dampness Tests means additional attention to the visual examination was given to those accessible areas which the consultant's experience has shown to be particularly susceptible to damp problems. Instrument testing using electronic moisture detecting meter of those areas and other visible accessible elements of construction showing evidence of dampness was performed.

Physical Tests means the following physical actions undertaken by the consultant: opening and shutting of doors, windows and draws; operation of taps; water testing of shower recesses; and the tapping of tiles and wall plaster.

IMPORTANT ADVICE

NB. In the case of strata and company title properties, the Inspection is limited to the interior and immediate exterior of the particular unit being inspected. The exterior above ground floor level is not inspected. The complete Inspection of other common property areas would be the subject of a Special-Purpose Inspection Report which is adequately specified.

Trees: Where trees are too close to the house this could affect the performance of the footing as the moisture levels change in the ground. A Geotechnical Inspection can determine the foundation material and provide advice on the best course of action with regards to the trees.

The Septic Tanks: Should be inspected by a licensed plumber.

Swimming Pools: Swimming Pools/Spas are not part of the Standard Building Report under AS4349.1-2007 and are not covered by this Report. We strongly recommend a pool expert should be consulted to examine the pool and the pool equipment and plumbing, as well as the requirements to meet the standard for pool fencing. Failure to conduct this Inspection and put into place the necessary recommendations could result in finds for non-compliance under the legislation.

Surface Water Drainage: The retention of water from surface run off could have an effect on the foundation material which in turn could affect the footings to the house. Best practice is to monitor the flow of surface water during rainfall and stormwater runoff and have the water directed away from the house or to storm water pipes by a licensed plumber/drainier.

Weep Holes: External brick (and stone) walls are a porous material that behave much like a sponge. During a rain event, the masonry wall absorbs water and actually stores it. The weep holes are designed for two purposes. 1. To provide an opening to allow water to drain out through the bottom of the wall. 2. To allow ventilating air to enter behind the wall to help dry the structure. If weep holes have been noted as being not installed, it is recommended to consult a builder on how to best rectify the problem.

Water Leaks from Roof: The inspector cannot, and does not, offer an opinion on whether the roof currently leaks or may be subject to future leaks. The only way to determine whether a roof is absolutely watertight is to make observations during prolonged rainfall.

Subfloor dampness: The presence of dampness is not always consistent as the prevailing and recent weather conditions at the time an inspection is carried out may affect the detection of damp problems. The absence of any dampness at the time of inspection does not necessarily mean the building will not experience some damp problems in other weather conditions. Likewise, whether or not services have been used for some time prior to an inspection being carried out will affect the detection of dampness.

Shower: Where a shower recess has been water tested, and no leakage was evident, this does not necessarily mean that the shower will not leak after prolonged use. Accordingly, to fully detect and assess a damp problem may require the monitoring of the building over a period of time.

SCOPE AND LIMITATIONS

Any person who relies upon the contents of this Report does so acknowledging that the following clauses, which define the Scope and Limitations of the Inspection, form an integral part of the Report.

1) This Report is not an all-encompassing Report dealing with the building from every aspect. It is a reasonable attempt to identify any obvious or significant defects apparent at the time of the Inspection. Whether or not a defect is considered significant or not, depends to a large extent upon the age and type of the building inspected. This Report is not a Certificate of Compliance with the requirements of any Act, Regulation, Ordinance or By-law. It is not a structural Report. Should you require any advice of a structural nature you should contact a structural engineer.

2) This is a visual Inspection only, limited to those areas and sections of the property fully accessible and visible to the Inspector on the date of Inspection. The Inspection DID NOT include breaking apart, dismantling, removing, or moving objects including, but not limited to, foliage, mouldings, roof insulation/sisalation, floor or wall coverings, sidings, ceilings, floors, furnishings, appliances, or personal possessions. The inspector CANNOT see inside walls, between floors, inside skillion roofing, behind stored goods in cupboards and other areas that are concealed or obstructed. The inspector DID NOT dig, gouge, force or perform any other invasive procedures. Visible timbers CANNOT be destructively probed or hit without the written permission of the property owner.

3) This Report does not and cannot make comment upon: Defects that may have been concealed; the assessment or detection of defects (including rising damp and leaks) which may be subject to the prevailing weather conditions; whether or not services have been used for some time prior to the Inspection and whether this will affect the detection of leaks or other defects (e.g. In the case of shower enclosures the absence of any dampness at the time of the inspection does not necessarily mean that the enclosure will not leak); the presence or absence of timber pests; gas-fittings; common property areas; environmental concerns; the proximity of the property to flight paths, railways, or busy traffic; noise levels; health and safety issues; heritage concerns; security concerns; fire protection; site drainage (apart from **surface** water drainage); swimming pools and spas (non-structural); detection and identification of illegal building work; detection and identification of illegal plumbing work; durability of exposed finishes; neighbourhood problems; document analysis; electrical installation; any matters that are solely regulated by statute; any area(s) or item(s) that could not be inspected by the consultant.

Accordingly, this Report is NOT a guarantee that defects and/or damage does not exist in any inaccessible or partly inaccessible areas or sections of the property.

NB. Such matters may, upon request, be covered under the terms of a 'Special-Purpose Property Report'.

4) Consumer Complaints Procedure: In the event of any dispute or claim arising out of, or relating to the Inspection or the Report, you must notify us as soon as possible of the dispute or claim by email, fax, or mail. You must allow us (which includes persons nominated by us) to visit the property (which visit must occur within twenty eight (28) days of your notification to us) and give us full access in order that we may fully investigate the complaint. You will be provided with a written response to your dispute or claim within twenty-eight (28) days of the date of the Inspection.

If you are not satisfied with our response, you must within twenty one (21) days of your receipt of our written response, refer the matter to a Mediator nominated by us from the Institute of Arbitrators and Mediators of Australia. The cost of the Mediator will be borne equally by both parties, and as agreed as part of the mediated settlement.

Should the dispute or claim not be resolved by mediation, then the dispute or claim will proceed to arbitration. The Institute of Arbitrators and Mediators of Australia will appoint an Arbitrator who will hear and resolve the dispute. The arbitration, subject to any directions of Arbitrator, will proceed in the following manner:

(a) The parties must submit all written submissions and evidence to the Arbitrator within twenty one (21) days of the appointment of the Arbitrator; and

(b) The arbitration will be held within twenty one (21) days of the Arbitrator receiving the written submissions.

The Arbitrator will make a decision determining the dispute or claim within twenty one (21) of the final day of the arbitration. The Arbitrator may, as part of his determination, determine what costs, if any, each of the parties are to pay and the time by which the parties must be paid any settlement or costs.

The decision of the Arbitrator is final and binding on both parties. Should the Arbitrator order either party to pay any settlement amount or costs to the other party but not specify a time for payment, then such payment shall be made within twenty one (21) days of the order.

NB. In the event that you do not comply with the above Complaints Procedure and commence litigation against us, then you agree to fully indemnify us against any awards, costs, legal fees, and expenses incurred by us in having your litigation set aside or adjourned to permit the foregoing Complaints Procedure to complete.

5) Asbestos Disclaimer: “No Inspection for Asbestos was carried out at the property, and no Report on the presence or absence of Asbestos is provided”.

Buildings built prior to 1982 may have wall and/or ceiling sheeting, and other products including roof sheeting that contains Asbestos. Even buildings built after this date, up until the early 90s, may contain some Asbestos. Sheeting should be fully sealed. If you are concerned, the building was built prior to 1990, or if asbestos is noted as present within the property, then you should seek advice from a qualified asbestos removal expert as to the amount and importance of the asbestos present and the cost of sealing or removal. Drilling, cutting, or removing sheeting or products containing Asbestos is a high risk to peoples’ health. You should seek advice from a qualified asbestos removal expert.

6) Mould (Mildew and non-wood decay fungi) Disclaimer: Mildew and non-wood decay fungi are commonly known as mould. However, mould and their spores may cause health problems or allergic reactions, such as asthma and dermatitis in some people. No Inspection for mould was carried out at the property, and no Report on the presence or absence of mould is provided. If mould is noted as present within the property, or if you notice mould and you are concerned as to the possible health risk resulting from its presence, then you should seek advice from your local Council, State or Commonwealth Government Health Department, or a qualified expert such as an Industry Hygienist.

7) Magnesite Flooring Disclaimer: No Inspection for Magnesite Flooring was carried out at the property, and no Report on the presence or absence of Magnesite Flooring is provided. You should ask the owner whether Magnesite Flooring is present and/or seek advice from a Structural Engineer.

8) Estimating Disclaimer: Any estimates provided in this Report are merely opinions of possible costs that could be encountered, based on the knowledge and experience of the inspector, and are not estimates in the sense of being a calculation of the likely costs to be incurred. The estimates are NOT a guarantee or quotation for work to be carried out. The actual cost is ultimately dependent upon the materials used, standard of work carried out, and what a contractor is prepared to do the work for. It is recommended in ALL instances that multiple independent quotes are sourced prior to any work being carried out. The inspector accepts no liability for any estimates provided throughout this Report.

9) Note: If the Client has any doubt about the purpose, scope, and acceptance criteria on which the Report was based please discuss your concerns with the Consultant on receipt of the Report. The Client acknowledges that, unless stated otherwise, the Client as a matter of urgency should implement any recommendation or advice given in this Report.

IMPORTANT DISCLAIMER

Disclaimer Liability: No Liability shall be accepted on an account of failure of the Report to notify any problems in the area(s) or section(s) of the subject property physically inaccessible for Inspection, or to which access for Inspection is denied by or to the Inspector (including but not limited to or any area(s) or section(s) so specified by the Report).

Disclaimer of Liability to Third Parties: Compensation will only be payable for losses arising in contract or tort sustained by the Client named on the front of this Report. Any third party acting or relying on this Report, in whole or in part, does so entirely at their own risk. However, if ordered by a Real Estate Agent or a Vendor for the purpose of auctioning a property, then the Inspection Report may be ordered up to seven (7) days prior to the auction, copies may be given out prior to the auction and the Report will have a life of 14 days during which time it may be transferred to the purchaser. Providing the purchaser agrees to the terms of this agreement, then they may rely on the Report subject to the terms and conditions of this agreement and the Report itself.

NB. In the ACT under the Civil Law (Sale of Residential Property) Act 2003 and Regulations, the Report resulting from this Inspection may be passed to the purchaser as part of the sale process, providing it is carried out no more than three months prior to listing and is not more than six months old.

Limited Liability to a Purchaser within the Australian Capital Territory only: Within the Australian Capital Territory (ACT) and in accordance with the ACT Civil Law (Sale of Residential Property) Act 2003 and Regulations, a copy of the Report may be attached to the Contract for Sale.

WARNING: The Purchaser is advised that this Report reflects the condition of the property existing at the time of the Inspection (Inspection Date) and may not reflect the current state. It is, therefore, very strongly recommended that you promptly arrange for another Inspection and Report in accordance with Australian Standard AS4349.1 to be carried out prior to the expiration of the 'Cooling off Period' and settlement.

This is not a Compliance Report strictly in accordance with Civil Law (Sale of Residential Property) Regulations: The Report may contain copies of any approved plans, building approvals, building permit and Certificates of Occupancy. However, any comments made by the person who prepared the Report as to whether or not, in the opinion of the Inspector, the structures on the land substantially comply with the approved plans (if any) are made on the basis of a cursory glance of the plans and not upon a detailed examination. Any opinion expressed as to whether or not any building approval or approval under the Land (Planning and Environment) Act, 1991, is based on the limited knowledge and belief, at the time, of the Inspector. The Purchaser is advised that a Special Purpose Report is available through the Inspector to advise more fully in respect to these matters. The structures may have been damaged by pests, storm, strong wind or fire or the Vendor may have carried out alterations and/or additions to the Property since the Inspection Date. The Report may no longer reflect the true condition of the Property. The structure(s) may no longer be in accordance with the attached plans etc. IT IS STRONGLY RECOMMENDED that, if the Purchaser has any concerns in respect to the compliance of the structures, a Special Purpose Report be obtained. Alternatively, the Purchaser should rely upon his, her or their own enquiries.

Contact the Inspector: Please feel free to contact the Inspector who carried out this Inspection. Often it is very difficult to fully explain situations, problems, access difficulties, building faults or their importance in a manner that is readily understandable by the reader. Should you have any difficulty in understanding anything contained within this Report, then you should immediately contact the Inspector and have the matter explained to you. If you have any questions at all, or require any clarification, then contact the Inspector prior to acting on this Report.

OTHER INSPECTIONS AND REPORTS REQUIRED

It is strongly recommended that the following Inspections and Reports be obtained prior to any decision to purchase the Property. Obtaining these Reports will better equip the purchaser to make an informed decision. Although appliances may be listed in the Report, they have not been tested as this is outside the scope of the standard Building Inspection. Other Inspections we recommend the purchaser obtains before making their decision are:

- Electrical Inspection,
- Plumbing Inspection,
- Structural (Engineer),
- Geotechnical Inspection,
- Drainage Inspection,
- Asbestos Inspection,
- Mould Inspection,
- Gas fitting Inspection,
- Appliances Inspection,
- Air-conditioning Inspection,
- Alarm/Intercom/Data Systems,
- Hydraulics Inspection,
- Mechanical Services,
- Hazards Inspection,
- Fire/Chimney Inspection,
- Estimating Report,
- Garage Door Mechanical,
- Durability exposed surfaces

SMOKE DETECTORS

The occupier/purchaser should satisfy themselves as to the working condition of the smoke detectors, if installed. It is highly recommended that suitable smoke detectors be installed in all residential properties. AS 3786 advises that smoke detectors are required for all buildings where people sleep. It is recommended that an electrician be consulted to advise on those installed or install these detectors.

CRACKING OF BUILDING ITEMS

Regardless of the type of crack(s), a Pre-Purchase Building Inspector carrying out a Pre-Purchase Inspection within the scope of a visual Inspection is unable to determine the expected consequences of the cracks.

Obtaining Information regarding the below all fall outside the scope of this Pre-Purchase Inspection:

- (a)** The nature of the foundation material on which the building is resting,
- (b)** The design of the footings,
- (c)** The site landscape,
- (d)** The history of the cracks and,
- (e)** Carrying out an invasive Inspection.

However, the information obtained from the five items above is valuable in determining the expected consequences of the cracking and any remedial work needed. Cracks that are small in width and length on the day of the Inspection may have the potential to develop over time into structural problems for the homeowner, resulting in major expensive rectification work being carried out. If cracks have been identified in the Report above, then a Structural Engineer is required to determine the significance of the cracking prior to a decision to purchase.

NOTICE TO THE PURCHASER (ACT ONLY)

(a) At the Exchange, and prior to the 'Cooling-off Period', you were given an Inspection Report on the property you intend on purchasing. This Report reflects the condition of the property existing at the time of the Inspection (Inspection Date) and may not reflect the current state. The structures may have been damaged by pests, storm, strong wind or fire or the vendor may have carried out alterations and/or additions to the property since the Inspection date. The Report may no longer reflect the true condition of the property. The structure(s) may no longer be in accordance with the attached plans etc. It is, therefore, very strongly recommended that you urgently arrange for another Inspection and Report in accordance with Australian Standard AS 4349.1 to be carried out prior to exchange, or prior to the expiration of any 'Cooling Off Period' and prior to settlement.

(b) If the Report indicated the presence of termite damage, or recommends any other Inspections or treatments, you should obtain copies of these Reports and any treatment proposals, certificates of treatment carried out, including details of all repairs including copies of quotations, invoices, and any other Reports. It is strongly recommended that you arrange for an Inspection and Report in accordance with AS 4349.3 to verify that the treatment has been successful and carried out in accordance with AS 3660.2, and a further building Inspection in accordance with AS 4349.1.

(c) If you fail to procure a further Inspection and Report as recommended in (a) and (b), or fail to obtain copies of other Reports, treatment proposals, certificates of treatment carried out, details of all repairs including copies of quotations, invoices and any other Reports as recommended in (b) above, then you agree that you have decided not to have a further Inspection and Report carried out, or to obtain copies of treatment proposals, certificates of treatment carried out, details of all repairs including copies of quotations, invoices and any other Reports and have relied upon your own enquires and the Report, knowing the possible consequences, and that the condition of the property, as stated in the Report, may have changed.

(d) You agree that the person carrying out the Inspection **and** the company, partnership or sole trader that employs that person will have no liability to you for any damage or loss you may suffer as a result of your entering the contract to purchase the property, or in connection with completing the purchase of the property as a result of your failure to heed the advice given in (a) and (b) and the warning contained in (c) above, and may use such failure in defense of any claim that you may later make against any of them.

NB. It is a condition of your right to rely upon the Report that you transmit by fax, post, or otherwise deliver the signed "Notice to the Purchaser" (ACT only) to the company, partnership or sole trader at the address detailed on the front of the Report not less than four (4) days prior to the date of settlement. If you fail to complete, sign, or deliver the Notice then it will be deemed that you did not rely upon the report in respect to your decision as to whether or not to purchase the property. This may seriously affect any rights to future compensation to which you may be entitled.

Please cross out the statement below that does not apply: - At the date of settlement, not more than 180 days will have elapsed since the Inspection date.

1. I/We have read and understood the 'Limited Liability to a Purchaser within the Australian Capital Territory only' clause of the Report, and this Notice to the Purchaser. I/We have not arranged for another inspection and report in respect of the property, and it is my/our intention to **rely upon the findings contained in the report**; or

2. I/We have **arranged for another Inspection of the Property and Report** to be carried out, which I/We will use in conjunction with this Report in deciding whether to proceed with the purchase of the property; or

3. I/We have read and understood the 'Limited Liability to a Purchaser within the Australian Capital Territory only' clause of the Report, and this Notice to the Purchaser. I/We have not arranged for another Inspection and Report in respect of the property and have **relied on my/our own enquiries in respect of the condition of the property** as at the date of settlement including any changes in the condition of the property that have taken place since the Inspection date stated in the Report

Timber Pest Report



SUMMARY SHEET

Property Address: 33 Mockridge Crescent, Holt ACT 2615
Client: Deacon
Inspection Date: Friday, May 1st 2026
Inspection carried out by: Dylan Mitchell

This summary is supplied to allow a quick and superficial overview of the Inspection results. This summary is NOT the Report and cannot be relied upon on its own. This summary must be read in conjunction with the full Report and not in isolation from the Report. If there should happen to be any discrepancy between anything in the Report, and anything in this summary, the information in the Report shall override that in the summary. The Report is subject to conditions and limitations. Your attention is particularly drawn to the clauses, disclaimer of liability to third parties, limited liability to a purchaser with the Australian Capital Territory (ACT), and to the notice to the purchaser at the back of this Report.

1.0 ACCESS LIMITATIONS

There were access limitations to the inspection/report. Please refer to section 1.0 of the report.

2.0 TERMITE ACTIVITY

No active subterranean termites (live specimens) were found.

No visible evidence of subterranean termite workings or damage was found.

3.0 BORER ACTIVITY

Visible evidence of borers of seasoned timbers was found. Please refer to section 3.0 of the Pest Report for further information.

4.0 DECAY FUNGI

No evidence of damage caused by wood decay (rot) fungi was found.

For complete and accurate information, please refer to the attached 'Visual Timber Pest Report', which is prepared in accordance with AS 4349.3.

CONDITIONS OF THIS INSPECTION

Important Information:

Any person who relies upon the contents of this Report does so acknowledging that the following clauses, which define the scope and limitations of the Inspection, form an integral part of the Report.

This is a **Visual Inspection Only**, prepared in accordance with AS 4349.3, 'Inspection of Buildings Part 3: Timber Pest Inspections'. Visual Inspection was limited to those areas and sections of the property to which reasonable access (see definition) was both available and permitted on the date of Inspection.

The Inspection **did not** include breaking apart, dismantling, removing, or moving objects including but not limited to – foliage, mouldings, roof insulation/sisalation, floor or wall coverings, sidings, ceilings, floors, furnishings, appliances, or personal possessions.

The Inspector **cannot** see inside walls, between floors, inside skillion roofing, inside the eaves, behind stored goods in cupboards, or in any other areas that are concealed or obstructed.

The Inspector **did not** dig, gouge, force or perform any other invasive procedures. An invasive Inspection will not be performed unless a separate contract is entered into.

In an occupied property, it must be understood that furnishings or household items may be concealing evidence of Timber Pests, which may only be revealed when the items are moved or removed.

In the case of strata type properties, only the interior of the unit is inspected.

Scope of Report:

This Report only deals with the detection or non-detection of Timber Pest Attack and Conditions Conducive to Timber Pest Attack discernible at the time of inspection. The inspection was limited to the Readily Accessible Areas of the Building and Site (see note below) and was based on a visual examination of surface work (excluding furniture and stored items), and the carrying out of Tests. Note. With strata and company title properties, the inspection was limited to the interior and the immediate exterior of the particular residence inspected. Common property was not inspected.

Limitations:

The Client acknowledges:

(a) This Report does not include the inspection and assessment of matters outside the scope of the requested inspection and report.

(b) The inspection only covered the Readily Accessible Areas of the Building and Site. The inspection did not include areas which were inaccessible, not readily accessible or obstructed at the time of inspection. Obstructions are defined as any condition or physical limitation which inhibits or prevents inspection and may include – but are not limited to – roofing, fixed ceilings, wall linings, floor coverings, fixtures, fittings, furniture, clothes, stored articles/materials, thermal insulation, sarking, pipe/duct work, builder's debris, vegetation, pavements, or earth.

(c) The detection of dry wood termites may be extremely difficult due to the small size of the colonies. No warranty of absence of these termites is given.

(d) European House Borer (*Hylotrupes bajulus*) attack is difficult to detect in the early stages of infestation as the galleries of boring larvae rarely break through the affected timber surface. No warranty of absence of these borers is given. Regular inspections including the carrying out of appropriate tests are required to help monitor susceptible timbers.

(e) This is not a structural damage report. Neither is this a warranty as to the absence of Timber Pest Attack.

(f) If the inspection was limited to any particular type(s) of timber pest (e.g., subterranean termites), then this would be the subject of a Special-Purpose Inspection Report, which is adequately specified.

(g) This Report does not cover or deal with environmental risk assessment or biological risks not associated with Timber Pests (e.g., toxic Mould) or occupational, health or safety issues. Such advice may be the subject of a Special-Purpose Inspection Report which is adequately specified and must be undertaken by an appropriately qualified inspector. The choice of such inspector is a matter for the Client.

(h) This Report has been produced for the use of the Client. The Consultant or their firm or company are not liable for any reliance placed on this report by any third party, except as provided in the section Limited Liability To a Purchaser within the Australian Capital Territory.

Determining extent of Damage:

This is not a structural building report, and any inexperienced opinion we provide on timber damage cannot be relied upon. This Report **will not** state the full extent of any Timber Pest damage. It will state Timber Pest Damage found as either 'slight', 'moderate', 'moderate to extensive', or 'extensive', and this information is not the opinion of an expert. If any evidence of Timber Pest activity and/or damage resulting from Timber Pest activity is reported, either in the structure(s) or the grounds of the property, then you must assume that there may be concealed structural damage within the building(s).

This concealed damage may only be found when wall linings, cladding or insulation are removed to reveal previously concealed timbers. In this case, an Invasive Timber Pest Inspection (for which a separate contract is required) is strongly recommended, and you should arrange for a qualified professional such as a builder, engineer, or architect to carry out a structural Inspection to determine the full extent of the damage, and the extent of repairs that may be required. You agree that neither we, nor the individual conducting the Inspection, are responsible or liable for the repair of any damage, whether disclosed by the Report or not.

Disclaimer of Liability:

No liability shall be accepted on account of failure of the Report to notify any termite activity and/or damage present at, or prior to, the date of the Report, in any area(s) or section(s) of the subject property physically inaccessible for Inspection, or to which access for Inspection is denied by, or to, the licensed Inspector (including, but not limited to, any area(s) or section(s) specified by the Report).

1.0 ACCESS LIMITATIONS

1.1 Area(s) inspected:

Only structures, fences &/or trees within 50m of the building but within the property boundaries were inspected.

1.2 Common area(s) not inspected:

No Inspection was made, and no Report will be submitted, of inaccessible area(s).

These include, but may not be limited to; cavity walls, concealed frame timbers, eaves, flat roofs, fully enclosed patios, inaccessible parts of the subfloors, inaccessible parts of the roof void, soil concealed by concrete floors, fireplace hearths, wall linings, landscaping, rubbish, floor coverings, furniture, pictures, appliances, stored items, insulation, and hollow blocks/posts etc.

1.3 Area(s) in which visual inspection was obstructed or restricted and why:

Access to the roof void was restricted to a visual inspection from the roof access point due to low crawl space. No inspection was made inside the roof cavity of the raked ceiling due to no available access No inspection was made under the rear timber deck due to lack of available access. The visual inspection of the subfloor framing was restricted due to underfloor insulation. The visual inspection of the subfloor framing was restricted in areas due to under floor ducting installed and low crawl space. Insulation on top of ceiling restricting visual inspection of the ceiling framing

NB. Please note that since a complete Inspection of the above area(s) was not possible, Timber Pest activity and/or damage may exist in these areas.

1.4 The property was unfurnished at the time of inspection.

Where a property is furnished at the time of Inspection, it must be understood that the furnishings and stored goods may be concealing evidence of Timber Pest activity. This evidence may be revealed when the property is vacated, and a further Inspection of the vacant property is strongly recommended if the house was furnished at the time of inspection.

1.5 Undetected timber pest risk assessment is considered Moderate.

NB. Where the risk is considered "Moderate" or "Moderate-High" or "High", a further inspection is strongly recommended of areas that were not readily accessible, and of inaccessible or obstructed areas once access has been provided or the obstruction removed. This may require the moving, lifting or removal of obstructions such as floor coverings, furniture, stored items foliage and insulation. In some instances, it may also require the removal of ceiling and wall linings, and the cutting of traps and access holes. Seek further advice from your Consultant.

2.0 TERMITE ACTIVITY

2.1 No active (live) termites were present at the time of Inspection.

2.2 No visible evidence of subterranean termite workings and/or damage was found.

2.3 A termite nest was not found.

2.4 No evidence of timber damage caused by Termite attack was visible at the time of the Inspection.

NB. Where evidence of termite activity by the *Nasutitermes* or *Coptotermes* species was found in the grounds, the risk to buildings is very high. A treatment to eradicate the termites and to protect the building(s) should be carried out. Where the evidence of termite workings was found in the grounds or the building(s), then the risk of a further attack is very high.

2.5 Very important:

If live termites or any evidence of termite workings or damage was reported above, within the building(s) or in the grounds and fences, then it must be assumed that there may be concealed termite activity and/or timber damage. This concealed activity or damage may only be found when alterations are carried out, such as when wall linings, cladding or insulation are removed; or if you arrange for an invasive Inspection. We claim no expertise in structural engineering or building, and we strongly recommend that you have a qualified professional such as a builder, engineer, architect, or other qualified expert determine the full extent of the damage, if any. This may require an invasive Inspection. We take no responsibility for the repair of any damage, whether disclosed by this Report or not (see 'Terms and Limitations').

Where visual evidence of termite workings and/or damage is reported above, but no live termites were present at the time of Inspection, you must realise that it is possible that termites are still active in the immediate vicinity, and that the termites may continue to cause further damage. It is not possible, without further investigation and a number of Inspections over a period of time, to ascertain whether any infestation is active or inactive. Active termites may simply have not been present at the time of Inspection due to a prior disturbance or climatic conditions, or they may have been utilizing an alternative feeding source.

Continued, regular Inspections are essential. Unless written evidence of a termite protection program in accordance with 'AS 3660' with ongoing Inspections is provided, you must arrange for a treatment in accordance with 'AS 3660' to be carried out to reduce the risk of further attack.

2.6 Previous termite treatment: There were no signs of a termite treatment or evidence of a possible previous termite treatment, at the time of inspection.

NB. If there is evidence of drill holes in concrete or brickwork, bait stations or other signs of a possible previous treatment are reported, then the treatment was probably carried out because of an active termite attack. Extensive structural damage may exist in concealed areas. You should have an invasive Inspection carried out, and have a builder determine the full extent of any damage, and the estimated cost of repairs, as the damage may only be found when wall linings etc. are removed. Normally, if a termite treatment has been carried out, then a durable notice should be located in the metre box, indicating the type of termite shield system, treated zone or combination that has been installed.

2.7 Termite management: A durable notice (termite management notice) was not found during the inspection, indicating a barrier system has not been installed.

This firm can give no assurances with regard to work that may have been previously performed by other firms. You should obtain copies of all paperwork and make your own enquiries as to the quality of the treatment when it was carried out, and warranty information. In most cases, you should arrange for a treatment in accordance with "Australian Standard 3660" to be carried out to reduce the risk of further attack.

2.8 General remarks:

Where any current visible evidence of Timber Pest activity is found, it is strongly recommended that a more invasive Inspection be performed. Trees on and near the property up to a height of 2 metres, have been visually Inspected where possible and practicable, for evidence of Termite activity. It is very difficult to locate termite nests since they are underground, and evidence in trees is usually well concealed. Therefore, we strongly recommend that you arrange to have the medium to large eucalypt trees within a 50 metre radius of the property test drilled for evidence of termite nests.

3.0 BORER ACTIVITY

3.1 Lyctus borer workings was found in several timber bearers and joists in the subfloor region. The damage has been caused by Lyctus brunneus (powderpost beetle) and is not of structural concern. No repairs or treatment are required.

The **Lyctid Borer** - The most common lyctid borer in Australia is **Lyctus brunneus (powder post beetle)**. Attack usually takes place during the first six to twelve months of the service life of timber. However, the powder post beetle is not considered a significant pest of timber and treatment of infestation is not usually required. As only the sapwood of certain hardwoods is destroyed, larger-dimensional timbers (such as rafters, bearers, and joists) in a building are seldom weakened significantly to cause collapse. The **Anobiid Borer** There are many different species of Anobiid borer, the most frequently encountered being *Anobium punctatum* (furniture beetle) and *Calymmaderus incisus* (Queensland pine beetle). Attack mainly occurs to softwoods especially pine timbers such as floorboards that have been in service for at least ten years. Should any structural timbers be attacked by Anobiid borers it is often difficult to determine what extent the borer damage has weakened such timbers and replacement is often the only way of ensuring safety from collapse.

In the case of Anobiid borers, once an attack is initiated it is unlikely to cease or die out of its own accord without some sort of eradication treatment. Therefore, unless proof of treatment is provided, evidence of an attack must always be considered active. Although a chemical treatment is an option, replacement of infested timbers with non-susceptible, or treated timber, is the most effective method of treatment. Before any option is considered, competent advice (e.g., from a licensed building contractor) should be sought to determine the extent of any structural damage, and as to the need or otherwise for rectification or repair work.

Other Borers: A further (more invasive) investigation is strongly recommended to determine whether infestation is still active and to positively identify the borer species responsible for the attack. Always seek further advice from the Consultant.

Management Program: Wherever practical, remove any conditions conducive to attack (e.g., *Anobium* borer thrive in badly ventilated subfloor areas). Regular inspections are recommended at intervals not exceeding 12 months. Always seek further advice from the Consultant.

4.0 DECAY FUNGI

4.1 No evidence of damage caused by wood decay (rot) fungi was found.

NB. If any evidence of fungal decay or damage is reported, you should consult a building expert to determine the full extent of damage, and the estimated cost of repairs or timber.

General Description of Attack Decaying wood contains sufficient moisture to retain its original shape and may have sufficient strength to withstand normal loads. In contrast decayed wood is reduced both in moisture content and size as indicated by cracking either along or across the grain or fibres coming apart in a stringy manner. Decayed wood will have undergone considerable strength reduction.

Economic Significance Fungal decay can cause at one extreme, structural failure of the affected timber, and at the other purely superficial surface damage. The most critical determination is that of which timber is affected and decaying because decay will most likely spread (unless sources of moisture are quickly removed). Affected and decayed timber may warrant timber replacement, but the rot should not spread unless a new moisture source becomes available in that area.

Where evidence of decayed timber exists, competent advice (e.g., from a licensed or registered building contractor) should be sought to determine the extent of any structural damage, and as to the need or otherwise for rectification or repair work. It is important to correct any condition conducive to attack prior to replacing decayed wood.

Where evidence of decaying timber exists, competent advice (e.g., from a licensed or registered building contractor) should be sought to remove the condition(s) conducive to attack, and to determine the extent of any structural damage, and as to the need or otherwise for rectification or repair work.

Where the full extent of damage or the overall condition of the timber is undetermined a further inspection is strongly recommended by a competent person (e.g., from a licensed or registered building contractor). This may require monitoring of the timber over a period and include the assessment of conditions conducive to attack in different weather conditions (e.g., to determine the adequacy of existing drainage).

Management Program Remove any conditions conducive to attack (e.g., lack of ventilation or the presence of excessive moisture). Regular inspections are recommended at intervals not exceeding 12 months. Always seek further advice from the Consultant.

5.0 CONDITIONS THAT ARE CONDUCTIVE TO TIMBER PESTS

5.1 Water leaks: At the time of the inspection no leaks were found to be present.

Water leaks, especially in or into the subfloor, or against the external walls; increase the likelihood of termite attack. Leaking showers or leaks from other 'wet areas' also increase the likelihood of concealed termite attack. Hot water overflows should be plumbed away from the building.

NB. We claim no expertise in building, and if any leaks were reported, you should consult a plumber or other building expert to determine the full extent of damage, and the estimated cost of repairs.

5.2 Moisture/drainage: Not applicable as the home is built on a concrete slab.

Lack of Adequate Subfloor Ventilation Inadequate ventilation provides a condition suitable for timber pest infestation. For example, subterranean termites thrive in damp humid conditions typical of those provided in a poorly ventilated subfloor space. Where evidence of a lack of adequate ventilation has been identified in the report, the Client should seek competent advice (e.g., from a licensed or registered building contractor) regarding upgrading ventilation. The Presence of Excessive Moisture Ground levels around the building should be maintained in such a way to minimise water entering under the building. Also, the ground surface in subfloor areas should be kept graded to ensure that moisture does not pond or accumulate in any area. Where necessary, sub-surface drains should be installed and maintained to assist with drainage around and under the building. Likewise, the presence of excessive moisture can often be directly related to ventilation limitations and the resultant high humidity. Also, plumbing oversights and defects such as a leaking drain or tap will provide a microclimate conducive to timber pest attack. Where necessary, the Client should seek competent advice (e.g., from a licensed or registered plumbing contractor) to determine the adequacy of existing drainage and remove any conditions conducive to the presence of excessive moisture. The building may need to be monitored over a period of time to detect or confirm a damp problem. The presence of dampness (including moisture) is not always consistent as the prevailing and recent weather conditions at the time an inspection is carried out may affect the detection of damp problems. Importantly, precipitation at or near the time of inspection does not necessarily guarantee that a damp problem will automatically be evident due to such circumstances as prevailing wind conditions or intensity of rainfall. The absence of any dampness at the time of inspection does not necessarily mean the building will not experience some damp problems in other weather conditions. Likewise, whether services have been used for some time prior to an inspection being carried out will affect the detection of dampness.

5.3 Ventilation: Not applicable as the home is built on a concrete slab.

Lack of Adequate Subfloor Ventilation Inadequate ventilation provides a condition suitable for timber pest infestation. For example, subterranean termites thrive in damp humid conditions typical of those provided in a poorly ventilated subfloor space. Where evidence of a lack of adequate ventilation has been identified in the report, the Client should seek competent advice (e.g., from a licensed or registered building contractor) in regard to upgrading ventilation.

5.4 Hot water services and air conditioning units: There is no need for this work to be carried out.

Hot water services and air conditioning units which release water alongside or near to building walls should be piped to a drain (if not possible then several metres away from the building), as the resulting wet area is highly conducive to termites.

5.5 Slab edge exposure: The slab edge inspection zone does not apply to this property.

Where external concrete slab edges are not exposed, there is a high risk of concealed termite entry.

In some buildings built since July 1995, the edge of the slab forms part of the termite shield system. In these buildings an Inspection zone of at least 75mm should be maintained to permit detection of termite entry. The edge should not be concealed by render, tiles, cladding, flashings, adjoining structures, paving, soil, turf, or landscaping etc. Where this is the case, you should arrange to have the slab edge exposed for Inspection.

Concealed termite entry may already be taking place but could not be detected at the time of the Inspection. This may have resulted in concealed timber damage.

NB. A very high proportion of termite attacks are over the slab edge. Covering the slab edge makes concealed entry easy. This is particularly true of infill type slab construction. Termite activity and/or damage may be present in concealed timbers of the building. We strongly recommend frequent regular inspections in accordance with AS 3660.2.

5.6 Weep holes in external walls: Weep holes are not applicable to this property.

It is very important that soil, lawn, concrete paths, or pavers do not cover the weep holes. Sometimes, they have been covered during the rendering of the brick work. They should be clean and free flowing and covering the weep holes in part or in whole may allow undetected termite entry.

5.7 Termite shields: Inadequate, as ant capping is not continuous. This is typical for a home of this age.

Termite Shields (Ant Caps) should be in good order and condition, so termite workings are exposed and visible. This helps prevent termites from gaining undetected entry. Joins in the shielding should have been soldered during the installation. If it is observed that the joins in the shielding have not been soldered, then the shielding must be reported as inadequate. It may be possible for a builder to repair the shielding. If not, a chemical treated zone may need to be installed to deter termites from gaining concealed access to the building. Missing, damaged or poor shields increase the risk of termite infestation. If considered inadequate, a builder or other building expert should be consulted.

Other physical shield systems are not visible to inspection and no comment is made on such systems.

5.8 Bridging or breaching of termite barriers and inspection zones: No bridging or breaching was found.

“Bridging” is the spanning of a termite barrier or inspection zone so that subterranean termites are provided with passage over or around that barrier. “Breaching” is the making of a hole or gap in a termite barrier so that termites are provided with a passage through that barrier.

5.9 Other area(s) and/or situations that appear conducive to (may attract) subterranean termite infestation: Medium to large trees and stumps within a 50 metre radius of the property, due to the nesting conditions. The form work timbers in the subfloor region, as these timbers are in direct contact with the ground, allowing timber pests to gain direct access to the house structure. The bases of the deck framing and cladding, as these timbers are in direct contact with the ground, allowing timber pests to gain direct access to these timbers, and the pergola structure.

6.0 OVERALL ASSESSMENT OF THE PROPERTY

6.1 Where evidence of live termites, termite damage or termite workings (mudding) was found in the building(s) then the risk of a further attack is extremely high.

Where evidence of live termites, termite damage or termite workings was found in the grounds but not in the building(s) then the risk to buildings must be reported as high to extremely high.

6.2 At the time of the Inspection, the degree of risk of subterranean termite infestation to the overall property was considered to be **Moderate to High**.

6.3 Subterranean Termite Treatment Recommendation: A management program in accordance with AS 3660-2000 to protect against subterranean termites is considered **not essential, but 6 to 12 monthly inspections are essential**.

6.4 Future Inspections: AS 3660.0-2000 recommends “regular competent Inspections should be carried out at least on an annual basis, but more frequent Inspections are strongly recommended”.

It goes on to inform that “regular Inspections will not prevent termite attack but may help in the detection of termite activity. Early detection will allow remedial treatment to be commenced sooner, and damage to be minimized”.

Due to the degree of risk of subterranean termite infestation noted above and all other findings of this Report; we strongly recommend that a full Inspection and written Report in accordance with AS 4349.3 or AS 3660.2-2000 is conducted at this property every 6 months, but no more than 12 months.

DEFINITIONS

Timber Pest Attack: Means Timber Pest Activity and/or Timber Pest Damage.

Timber Pest Activity: Means telltale signs associated with 'active' (live) and/or 'inactive' (absence of live) Timber Pests at the time of inspection.

Timber Pest Damage: Means noticeable impairments to the integrity of timber and other susceptible materials resulting from attack by Timber Pests.

Major Safety Hazard: Means any item that may constitute an immediate or imminent risk to life, health or property resulting directly from Timber Pest Attack. Occupational, health and safety or any other consequence of these hazards has not been assessed.

Conditions Conducive to Timber Pest Attack: Means noticeable building deficiencies or environmental factors that may contribute to the presence of Timber Pests.

Readily Accessible Areas: Means areas which can be easily and safely inspected without injury to person or property, are up to 3.6 metres above ground or floor levels, in roof spaces where the minimum area of accessibility is not less than 600 mm high by 600 mm wide and subfloor spaces where the minimum area of accessibility is not less than 400 mm high by 600 mm wide, providing the spaces or areas permit entry. The term 'readily accessible' also includes accessible subfloor areas on a sloping site where the minimum clearance is not less than 150 mm high, provided that the area is not more than 2 metres from a point with conforming clearance (i.e., 400 mm high by 600 mm wide); and areas at the eaves of accessible roof spaces that are within the consultant's unobstructed line of sight and within arm's length from a point with conforming clearance (i.e. 600 mm high by 600 mm wide).

Client: Means the person or persons for whom the Timber Pest Detection Report was carried out or their Principal (i.e., the person or persons for whom the report was being obtained).

Timber Pest Detection Consultant: Means a person who meets the minimum skills requirement set out in the current Australian Standard AS 4349.3 Inspections of Buildings. Part 3: Timber Pest Inspection Reports or state/territory legislation requirements beyond this Standard, where applicable.

Building and Site: Means the main building (or main buildings in the case of a building complex) and all timber structures (such as outbuildings, landscaping, retaining walls, fences, bridges, trees, and stumps with a diameter greater than 100 mm and timber embedded in soil) and the land within the property boundaries up to a distance of 50 metres from the main building(s).

Timber Pests: Means one or more of the following woods destroying agents which attack timber in service and affect its structural properties:

Chemical Delignification: The breakdown of timber through chemical action.

Fungal Decay: The microbiological degradation of timber caused by soft rot fungi and decay fungi, but does not include Mould, which is a type of fungus that does not structurally damage wood.

Wood Borers: Wood destroying insects belonging to the order 'Coleoptera' which commonly attack seasoned timber.

Termites: Wood destroying insects belonging to the order 'Isoptera' which commonly attack seasoned timber.

Tests: Means additional attention to the visual examination was given to those accessible areas which the consultant's experience has shown to be particularly susceptible to attack by Timber Pests. Instrument testing of those areas and other visible accessible timbers/materials/areas showing evidence of attack was performed.

Instrument Testing: Means where appropriate the carrying out of Tests using the following techniques and instruments:

- (a) Electronic moisture detecting meter - an instrument used for assessing the moisture content of building elements.
- (b) Stethoscope - an instrument used to hear sounds made by termites within building elements.
- (c) Probing - a technique where timber and other materials/areas are penetrated with a sharp instrument (e.g., bradawl or pocket knife), but does not include probing of decorative timbers or finishes, or the drilling of timber and trees; and
- (d) Sounding - a technique where timber is tapped with a solid object.

IMPORTANT MAINTENANCE ADVICE REGARDING INTEGRATED PEST MANAGEMENT FOR PROTECTING AGAINST TIMBER PESTS

You should read and understand the following important information. It will help explain what is involved in a Timber Pest Inspection, the difficulties faced by a Timber Pest Inspector, and why it is not possible to guarantee that a property is free of Timber Pests. It also details important information about what you can do to help protect your property from Timber Pests. This information forms an integral part of the Report. Any structure can be attacked by Timber Pests. Periodic maintenance should include measures to minimise possibilities of infestation in and around a property. Factors which may lead to infestation from Timber Pests include situations where the edge of the concrete slab is covered by soil or garden debris, filled areas, areas with less than 400mm clearance, foam insulation at foundations, earth/wood contact, damp areas, leaking pipes, etc.; form-work timbers, scrap timber, tree stumps, mulch, tree branches touching the structure, wood rot, etc. Gardens, pathways, or turf abutting or concealing the edge of a concrete slab will allow for concealed entry by timber pests any timber in contact with soil such as form-work, scrap timbers or stumps must be removed from under and around the buildings and any leaks repaired. You should endeavor to ensure such conditions DO NOT occur around your property. We further advise that you engage a professional pest control firm to provide a termite management program in accord with AS 3660 to minimise the risk of termite attack. There is no way of preventing termite attack. Even AS 3660 advises that "the provision of a complete termite barrier will impede and discourage termite entry into a building. It cannot prevent termite attack. Termites can still bridge or breach barriers, but they can be detected more readily during routine inspections."

Reasonable access:

Unless specified in writing, the inspection only covered the Readily Accessible Areas of the Building and Site.

The inspection did not include areas which were inaccessible, not readily accessible or obstructed at the time of inspection. Areas which are not normally accessible were not inspected and include - but not limited to – inside walls, the interior of a flat roof or beneath a suspended floor filled with earth.

Building Interior, the Consultant did not move or remove any ceilings, wall coverings, flooring, floor coverings (including carpeting), furnishing, equipment, appliances, pictures, or other household goods. In an occupied property, furnishings or household items may be concealing evidence of timber pest attack which may only be revealed when the items are moved or removed.

Building Exterior, Roof Exterior and Site, the Consultant did not move or remove any obstructions such as wall cladding, awnings, trellis, earth, plants, bushes, foliage, stored materials, debris, or rubbish. Due to the 'secretive' nature of timber pests, it is possible that hidden damage may exist in concealed areas, e.g., wall framing. Damage may only be found when the obstruction is removed. In the case of buildings constructed on concrete slabs, if the edge of the slab or any weep hole or vent at the base of external walls is concealed by pavements, gardens, lawns, or landscaping then it is possible for termites to gain undetected entry into the building. The building of gardens or planting of shrubs close to the perimeter of the building can promote and conceal termite entry points. The storage of cellulose materials such as building materials and firewood near the ground or building may encourage termite activity.

Roof Space Obstructions such as roofing, stored articles, thermal insulation, sarking, and pipe/duct work may be concealing evidence of timber pest attack which may only be revealed when the obstructions are moved or removed. Also, bodily access should be provided to the interior of all accessible roof spaces. In accordance with Australian Standard ASS 4349 the minimum requirement is a 400mm by 500 mm access manhole.

Subfloor Space Subfloor areas should be kept free from all vegetation (including tree stumps) and other cellulose material which may encourage timber pest activity. Also, storage of materials in subfloor areas is not recommended as it reduces ventilation and makes inspection difficult. Obstructions may be concealing evidence of timber pest attack which may only be revealed when the obstructions are moved or removed. Bodily access should be provided to all accessible subfloor areas with the minimum requirement being a 500 mm x 400 mm access manhole. In the case of suspended floors, if the clearance between the ground and structural components is less than 400 mm, then the ground should be excavated to provide the required clearance, subject to maintaining adequate drainage and support to footings. If the subfloor has been sprayed for subterranean termites or if the area is susceptible to mould growth, appropriate health precautions must be followed before entering the area. Also, special care should be taken not to disturb the treated soil. Always seek further advice from the Consultant.

A further inspection is strongly recommended of those areas that were not readily accessible and of inaccessible or obstructed areas once access has been provided or the obstruction removed. This will involve a separate visit to the site, permission from the owner of the property and additional cost.

Unless stated otherwise, any recommendation or advice given in this Report should be implemented as a matter of urgency.

A more invasive physical inspection is available and recommended:

As detailed above, there are many limitations to this visual inspection only. With the permission of the owner of the premises we WILL perform a more invasive physical inspection that involves moving or lifting insulation, stored items, furniture, or foliage during the inspection. We WILL physically touch, tap, test and when necessary, force/gouge suspected accessible timbers. We WILL gain access to areas, where physically possible and considered practical and necessary, by way of cutting traps and access holes.

This style of Report is available by ordering with several days' notice. Inspection time for this style of Report will be greater than for a VISUAL INSPECTION.

It involves disruption in the case of an occupied property, and some permanent marking is likely. You must arrange for the written permission of the owner who must acknowledge all the above information and confirm that our firm will not be held liable for any damage caused to the property.

A price is available on request.

Concrete slab homes:

Homes constructed on concrete slabs pose special problems with respect to termite attack. If the edge of the slab is concealed by concrete paths, patios, pavers, garden beds, lawns, foliage, etc. then it is possible for termites to affect concealed entry into the property, and they can then cause extensive damage to concealed framing timbers. Even the most experienced Inspector may be unable to detect their presence due to concealment by wall linings. Only when the termites attack timbers in the roof void, which may in turn be concealed by insulation, can their presence be detected. Where termite damage is in the roof, it should be expected that concealed framing timbers will be extensively damaged. With a concrete slab home, it is imperative that you expose the edge of the slab and ensure that foliage and garden beds do not cover the slab edge. Weep holes must be kept free of obstructions.

It is strongly recommended that you have a Termite Inspection in accordance with AS 3660.2 carried out every 6 to 12 months.

Subterranean termites:

No property is safe from termites. General Description of Attack Timber hollowed beneath; some cracking at the surface of timber; earthen channels present; or pale faecal spots present.

Important note:

As a delay may exist between the time of an attack and the appearance of telltale signs associated with the attack, it is possible that termite activity and damage exists though not discernible at the time of inspection.

Treatment After discovery of an active infestation, it is imperative that the species of termite is accurately identified before costly (and sometimes unnecessary or inappropriate) methods of treatment are initiated. Only economically important species which are known to attack timber structures should be treated.

In the case of economically important species, it is important that the termite workings are not further disturbed until the proposed method of control has been determined by a licensed pest control operator. Premature attempts to repair or replace infested timber may cause the termites to withdraw from the area temporarily, thereby hindering effective treatment. Any repair or replacement of infested timber should be carried out after the appropriate treatment has been completed.

Where evidence of active termites is detected within a building or within 50 metres of any building, it must always be assumed that the termites may also be active in areas of the property not inspected. Accordingly, where the termites are known to be of economic significance, a further (more invasive) inspection is strongly recommended of areas which were inaccessible, not readily accessible or obstructed at the time of inspection.

Termite Workings and Damage Where evidence of damage to building timbers exists, competent advice (e.g. from a licensed or registered building contractor) should be obtained to determine the extent of any structural damage and as to the need or otherwise for rectification or repair work.

Where evidence of inactive termites is located within the building, it is possible that termites are still active in areas of the property not inspected and they may continue to cause damage. A furthermore invasive inspection is strongly recommended of areas which were inaccessible, not readily accessible or obstructed at the time of inspection.

Where evidence of an inactive termite infestation exists, it is not possible, without benefit of further investigation and inspections over a period, to ascertain whether any infestation is active or inactive. Continued, regular, inspections are essential.

Where evidence of termite attack exists to any trees or tree stumps a more conclusive search should be undertaken. This may require the tree or stump to be drilled to determine the existence of a termite nest. In addition, the soundness and stability of any standing trees identified as being affected by termite attack should be confirmed. Always seek further advice from the Consultant.

Previous Treatments Where evidence of a possible termite treatment was located, the Client should obtain and keep on file all relevant documents pertaining to the extent of the treatment, any service warranties and advice in regard to the building owner's obligation to maintain the treatment and/or barrier. If evidence of a previous treatment of termite infestation is noted, and appropriate documentation is not available, the Client must assume that the termite infestation may still be active in areas of the property not inspected. Accordingly, a re-treatment may be required. Always seek further advice from the Consultant.

Frequency of Future Inspections Australian Standard AS 3660 recognises that regular inspections will not prevent termite attack but may help in the detection of termite activity. Early detection will allow remedial treatment to be commenced sooner and damage to be minimised.

Inspections at intervals not exceeding twelve (12) months are recommended. Where the termite risk is high or the building type susceptible to termite attack, more frequent inspections (3-6 months) should be undertaken.

Risk management options:

To help protect against financial loss, it is essential that the building owner immediately control or rectify any evidence of destructive timber pest activity or damage identified in this inspection report. The Client should further investigate any high-risk area where access was not gained. It is strongly advised that appropriate steps be taken to remove, rectify or monitor any evidence of conditions conducive to timber pest attack.

To help minimise the risk of any future loss, the Client should consider whether the following options to further protect their investment against timber pest infestation are appropriate for their circumstances:

Undertake thorough regular inspections at intervals not exceeding twelve months or more frequent inspections where the risk of timber pest attack is high, or the building type is susceptible to attack. To further reduce the risk of subterranean termite attacks, implement a management program in accordance with Australian Standard AS 3660. This may include the installation of a monitoring and/or baiting system, or chemical and/or physical barrier. However, AS 3660 stresses that subterranean termites can bridge, or breach barrier systems and inspection zones and that thorough regular inspection of the building are necessary.

CONTACT THE INSPECTOR

Please feel free to contact the Inspector who carried out this inspection. Often it is very difficult to fully explain situations, problems, access difficulties or timber pest activity and/or damage in a manner that is readily understandable by the reader. Should you have any difficulty in understanding anything contained within this Report, then you should immediately contact the Inspector and have the matter explained to you.

If you have any questions at all or require any clarification, then contact the Inspector prior to acting on this Report.

NOTICE TO THE PURCHASER

(a) Prior to or on Exchange, and prior to the commencement of the 'Cooling-off Period', you were given an Inspection Report on the Property you intend on purchasing ("the Report"). The Purchaser is advised that this Report reflects the condition of the property existing at the time of the Inspection (Inspection Date) and may not reflect the current state. Timber Pests, particularly Termites, may have gained entry to the property since the Inspection Date. Termites can, in a relatively short period, cause significant damage to both structural and non-structural timbers within and around the buildings of the Property.

Termites (white ants) may be difficult to detect and much of the damage caused may not be readily visible. If damage exists, then it may cost thousands of dollars to repair.

It is, therefore, very strongly recommended that you urgently arrange for another Inspection and Report in accordance with AS4349.3 to be carried out prior to exchange, or prior to the expiration of any 'Cooling off Period', and prior to settlement.

(b) If the Report indicated the presence of Termites, termite damage or recommends any treatments or other Inspections and Reports, you should obtain copies of the treatment proposal, any certificates of treatments carried out, details of all repairs including copies of quotations, invoices, and any other Reports.

It is strongly recommended that you arrange for an Inspection and Report in accordance with AS 4349.3 to verify that the treatment has been successful and carried out in accordance with AS 3660.2 and a further building Inspection in accordance with AS 4349.1.

(c) If you fail to procure a further Inspection and report as recommended in (a) and (b), or fail to obtain copies of the treatment proposal, certificates of treatment carried out, details of all repairs including copies of quotations, invoices and any other reports as recommended in (b) above, then it will be deemed that you have decided not to have a further Inspection and report carried out, or to obtain copies of certificates of treatments carried out, details of all repairs including copies of quotations, invoices and any other reports.

It will be deemed that you have relied upon your own enquiries and the report, knowing the possible consequences and that the condition of the property, as stated in the report, may have changed.

(d) The person carrying out the Inspection and the company, partnership or sole trader that employs that person will have no liability to you for any damage or loss you may suffer as a result of your entering the contract to purchase the property or in connection with completing the purchase of the property as a result of your failure to heed the advice given in (a) and (b) and the warning contained in (c) above, and may use such failure in defense of any claim that you may later make against any of them.

Compliance Report



COMPLIANCE REPORT

This is a Compliance Report regarding any unapproved structures or alterations. ACT Property Inspections have accessed the attached Building File from ACT Planning and Land Authority (ACTPLA) and hold no responsibility for any inaccuracies in the Building File supplied by ACTPLA. The Compliance report is based solely upon the information available from the Building File which does not contain information regarding Plumbing or Electrical work that has taken place since the original construction. Information regarding the Plumbing and Electrical is available upon application from ACTPLA. Since we are not Plumbers or Electricians, we are unable to comment on those works. If structures have been noted as requiring approval, a Certifier should be engaged to assess if the structure will comply with the relevant ACT legislation. Owners must be aware that unapproved structures may not comply and may require significant repair, design change or possible removal.

Property Address: 33 Mockridge Crescent, Holt ACT 2615
Block & Section: Block 22 Section 25 HOLT
Inspection Date: Friday, May 1st 2026

APPROVAL STATUS

Description	Plan number	Certificate of occupancy date	Approval status
Brick Veneer Residence	27337	11/10/1972	Approved.
Brick Carport & Feature Wall	27337/A	09/07/1975	This structure has been removed.
Brick Veneer Addition to Residence	27337/B	09/08/1978	Approved.
Green House	27337/C/D	-	This structure has been removed.
Fireplace Only	27337/E	31/05/1983	This item has been removed.
Sliding Patio Doors - superseded	27337/F	-	Superseded.
Above Ground Pool, Retaining Wall & Deck	27337/G	10/02/1984	These structures have been removed.
Sliding Door to Rumpus Room	27337/H	14/03/1988	Approved.
Sunroom	27337/I	-	This structure has been removed.
Installation of cooking facilities to the original dining room/enclosed carport	-	-	This work is unapproved as the installation of cooking facilities changes the classification/use of the area to a secondary residence. Development and Building approval is required.
Alterations: <ul style="list-style-type: none"> Removal of wall between residence and existing enclosed carport/garage Installation of wall to original living and kitchen area 	-	-	This work is unapproved. Building and Development approval is required.
Installation of colorbond roof cladding in place of concrete tiles	-	-	This work is unapproved as structural changes are required to allow for the lighter weight roof cladding. Building approval is required.

APPROVAL STATUS – CONTINUED

Description	Plan number	Certificate of occupancy date	Approval status
Alterations <ul style="list-style-type: none"> • Various window/door alterations to bedroom 4, bedroom 5, original toilet, laundry, bathroom • Removal/alterations to load bearing walls along the passage, living room, laundry, toilet, bathroom, original study, bedrooms 2,3,4,5, rumpus/kitchen, shower room, bedroom 4 ensuite, original kitchen and dining room • Alterations to roof framing timbers to create raked ceilings in rumpus/kitchen, original living and bedroom 4 	-	-	This work is unapproved as structural changes have occurred. Building approval is required.
Enclosed carport	-	-	This structure is unapproved as the beam spans more than 4.0m, the area exceeds 25m ² , and the brick arches exceed 1.8m. Building approval is required.
Front carport	-	-	This structure is unapproved as the roof area exceeds 25m ² . Building approval is required. This structure is also unapproved as it has been constructed in front of the building line. Development approval is required.
Front fence	-	-	This structure is unapproved as it has been constructed in front of the building line. Development approval is required.
Rear garden shed	-	-	This structure has been built inside a service easement. Should access be required to the easement by the service provider, this structure may need to be removed at the owner's expense.
Alterations: <ul style="list-style-type: none"> • Various window alterations/infill to living room, bedroom 3, shower room, rumpus/rear kitchen and original study • Removal of front window/door and installation of wider front door • Installation of cladding over the top of external bricks • Removal of the internal walls of bedroom 5 			This work is exempt from approval. No action is required.
Rear deck & rear retaining wall	-	-	These structures are exempt from approval. No action is required.


ACTPLA COMMENTS

- Application only for Plan 27337/C and Amendment 27337/D
- No Certificate of Occupancy issued for Plan 27337/I – Pre-Sheet Inspection only

SURVEY REPORT

Survey Report completed by	Date Survey report was completed	Comments
K. F Michniewicz	Monday, 12 June 1972	There are no apparent encroachments upon this land or by this property on adjoining lands or street.

Conveyancing File



CONVEYANCING BUILDING FILE INDEX

SUBURB: **HOLT** SECTION: **25** BLOCK: **22** UNIT: **N/A** EX GOV: **NO**

COU ISSUED Y/N	PLAN NUMBER	FOLIO NO.	DESCRIPTION OF WORK	AMEND	DETAILS	PERMIT NUMBER	COU PLAN NO. & DATE
Y	27337	2	B/V RESIDENCE				
		6				27337	
		22					27337 11/10/1972
Y	27337/A	23	BRICK CARPORT AND FEATURE WALL				
		27				27337/A	
		41					27337/A 09/07/1975
Y	27337/B	42	B/V ADDITION TO RESIDENCE				
		46				27337/B	
		69					27337/B 09/08/1978
N	27337/C	70	GREEN HOUSE				
N	27337/D	71		Y			
Y	27337E	72	FIREPLACE ONLY				
		74				27337/E	
N/A	27337/F	75	(SUPERSEDED)				
		79					27337/E 31/05/1983
Y	27337/G	80	ABOVE GROUND POOL. RETAINING WALL AND DECK				
		82				27337/G	
		86					27337/G 10/02/1984
Y	27337/H	90	SLIDING DOOR TO RUMPUS ROOM				
		93				27337/H	
N	27337/I	94	SUNROOM				
		96				27337/I	
		100	(PRE-SHEET – 14/03/1988)				
		101					27337/H 14/03/1988

For any incomplete approvals please email acbuildingconveyance@act.gov.au for further information on how to complete.

Drainage Plan Number: 20718

Survey: Y (1)

Comments: APPLICATION ONLY FOR PLAN 27337/C AND AMENDMENT 27337/D

NO COU ISSUED FOR PLAN 27337/I – PRE-SHEET INSPECTION ONLY

CONVEYANCING PART 2

No information is provided in respect of electrical, drainage or sewer matters and or to the location of overhead power lines or underground cables in relation to the building.

- | | <u>Yes</u> | <u>No</u> |
|--|-------------------------------------|-------------------------------------|
| 1. (a) Is this a government or ex government house? | <input type="checkbox"/> | <input checked="" type="checkbox"/> |
| (b) If yes, is there a building file with approvals on it? | <input type="checkbox"/> | <input type="checkbox"/> |
| 2. Is there any record of incomplete building work on the building file?
If yes - file copies attached | <input checked="" type="checkbox"/> | <input type="checkbox"/> |
| 3. Are there any records on the building file of current (within 5 years) housing Indemnity insurance policies for building work? If yes - file copies attached | <input type="checkbox"/> | <input checked="" type="checkbox"/> |
| 4. Are there any records on the building file showing building applications still being processed? (Current within 3 years) If yes - file copies attached | <input type="checkbox"/> | <input checked="" type="checkbox"/> |
| 5. Are there any records on the building file in relation to loose-fill asbestos insulation? | <input type="checkbox"/> | <input checked="" type="checkbox"/> |

If available, copies of the following documents are provided:

- | | | |
|--|-------------------------------------|-------------------------------------|
| • Certificate/s of Occupancy and Use | <input checked="" type="checkbox"/> | <input type="checkbox"/> |
| • Survey Certificates | <input checked="" type="checkbox"/> | <input type="checkbox"/> |
| • Unit Plan/Unit Entitlements (if property is unit titled) | <input type="checkbox"/> | <input checked="" type="checkbox"/> |
| • Approved Building Plans | <input checked="" type="checkbox"/> | <input type="checkbox"/> |
| • Ex- government Building Plans* | <input type="checkbox"/> | <input checked="" type="checkbox"/> |

If requested:

- | | | |
|--------------------|-------------------------------------|--------------------------|
| • Drainage Plan(s) | <input checked="" type="checkbox"/> | <input type="checkbox"/> |
|--------------------|-------------------------------------|--------------------------|

ASBESTOS

The ACT Government is not able to guarantee the accuracy of the information in this report.

You should make your own enquiries and obtain reports (from a licensed Asbestos Assessor) in relation to the presence of loose fill asbestos insulation (and other forms of asbestos) on the premises. For more information go to the Asbestos Awareness Website –

www.asbestos.act.gov.au

Please note: Development Approval plans will not be included in this report (We do not receive Development Approval Plans unless they are part of a Building Approval in which case they become Building Approval Plans), if development approval was granted you can request copies of the Development Approval plans from ACEPDcustomerservices@act.gov.au.

Please Note: Building approvals that have been generated via eDevelopment will be issued with a project number prefixed by the letter B. Initial building approval documentation will be identified with project number B20XXXXX only but will be referenced as B20XXXX/A on the Certificate of Occupancy and Use. Any amendments to the original approval will be issued with the project number and an alphanumeric digit. The first amendment will be identified as B20XXXX/B, the second amendment B20XXXX/C etc. Not all eDevelopment plans will be stamped with the plan number.

***Ex Government plans:** Plans are typical and not specific to each residence. There may be slight changes to the layout or window locations that were not required to be approved.

Search officer comments (if any?)

Search officer initials: Kayne

Cost of application: \$ 144.79

Date completed:

08/12/2025

K. F. MICHNIEWICZ
M.I.S. Aus., A.R.I.C.S. (G.B.)
LAND & ENGINEERING SURVEYOR
Registered under Surveyors Act (1929)
Registered in A.C.T.



27337
HAB/12
55 CRESWELL STREET
CAMPBELL, A.C.T. 2601

SURVEYOR'S CERTIFICATE.

All that piece or parcel of land being Block 22,
Section 25, Division of HOLT, Canberra City District, Australian
Capital Territory, as shown on Deposited Plan No.2769.

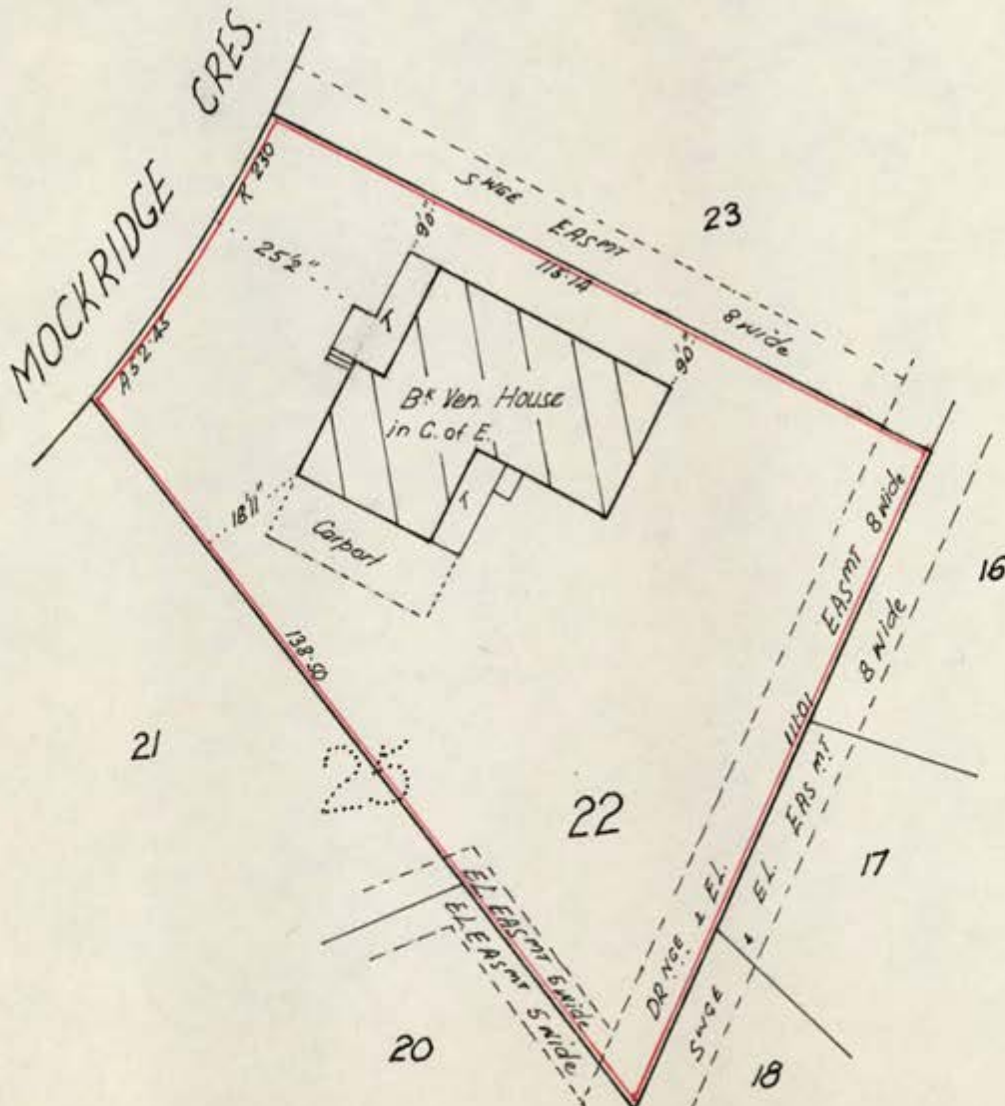
I certify that I have surveyed the above mentioned
land shown by red edging on the sketch hereunder.

I find thereon in course of erection one Brick-Veneer
House, which is well within the boundaries of the land referred to.

There are no encroachments by or upon this land.

K. F. Michniewicz
REGISTERED SURVEYOR.

12. 6. 1972.



AUSTRALIAN CAPITAL TERRITORY
Building Ordinance 1964 (as amended)

CERTIFICATE AS TO FITNESS FOR OCCUPANCY AND USE



Plan Number(s) 27 337.	Permit Holder A GALLI
	Lessee E. J. & C. WEBSTER.

I certify that a **BRICK VENEER RESIDENCE**

on Block **22** of Section **25** at **HOLT.**

is fit for occupancy and use.

11 / 10 / 72

[Signature]
Deputy Proper Authority

198317/1....

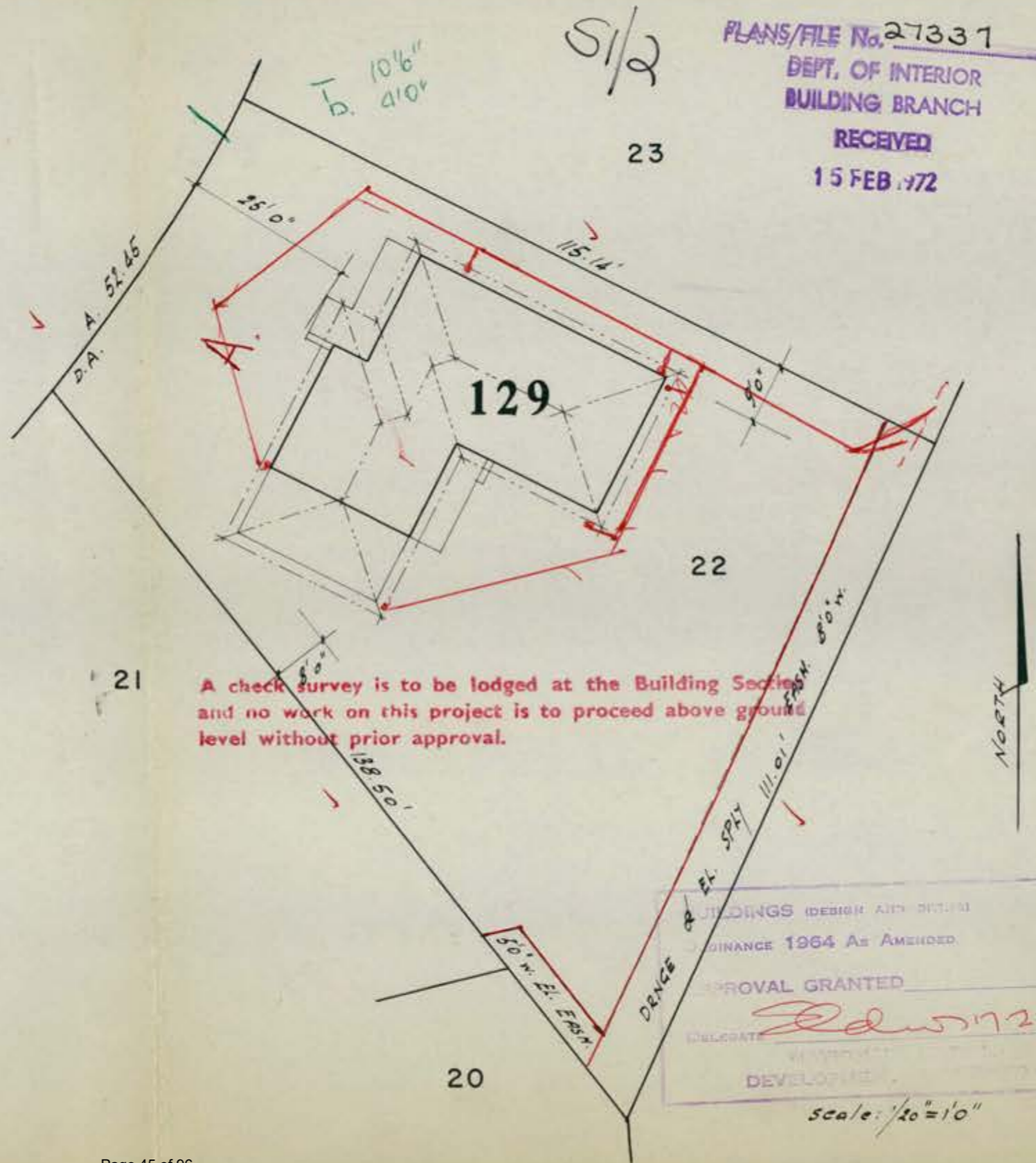
Building Branch
Department of the Interior
BL1/8 (1971)

OFFICE COPY

- White - original
- Pink - office copy
- Green - information copy
- Gold - information copy

SITE PLAN

PLANS/FILE No. 27337
DEPT. OF INTERIOR
BUILDING BRANCH
RECEIVED
15 FEB 1972



PROPOSED BRICK VENEER RESIDENCE
FOR: MR. & MRS. WEBSTER
AT BLOCK 22 SECTION 25 HOLT
BUILDER: GALLIS HOMES

BUILDINGS (DESIGN AND CONSTRUCTION)
ORDINANCE 1964 AS AMENDED.
APPROVAL GRANTED
DELEGATE Edwards 17272
DEVELOPER
Scale: 1/20" = 1'0"

129

S1/2

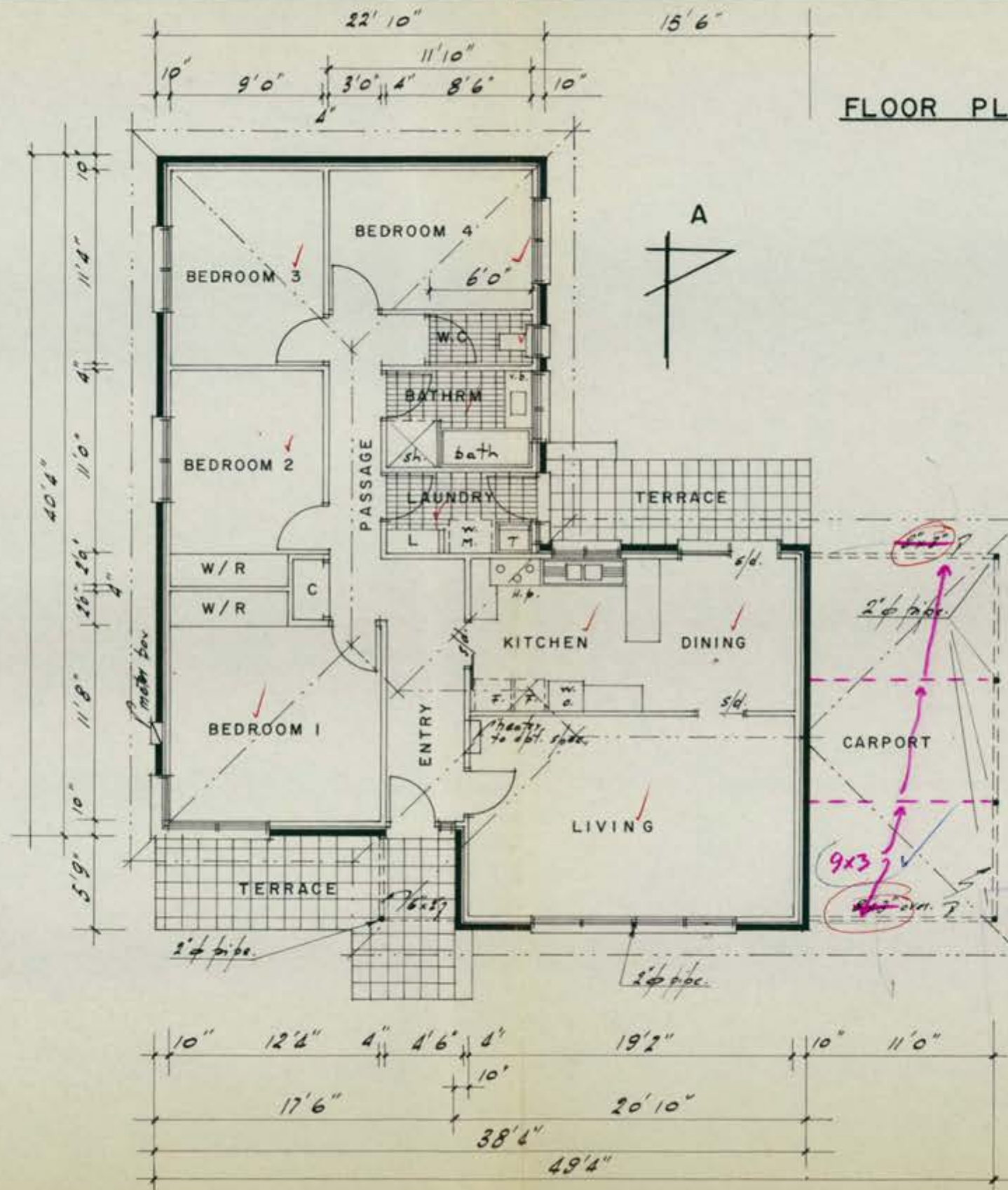
FLOOR PLAN

PLANS/FILE No. 27337

DEPT. OF INTERIOR
BUILDING BRANCH

RECEIVED

15 FEB 1972



BUILDINGS (DESIGN AND SITING)
 CHANGE 1964 As Amended
 APPROVAL GRANTED
Edwards 17-272
 NATIONAL CAPITAL
 DEPT. OF INTERIOR
 22/25 HOLT

scale: 1/8" = 1'0"

13.15

FOOTING PLAN

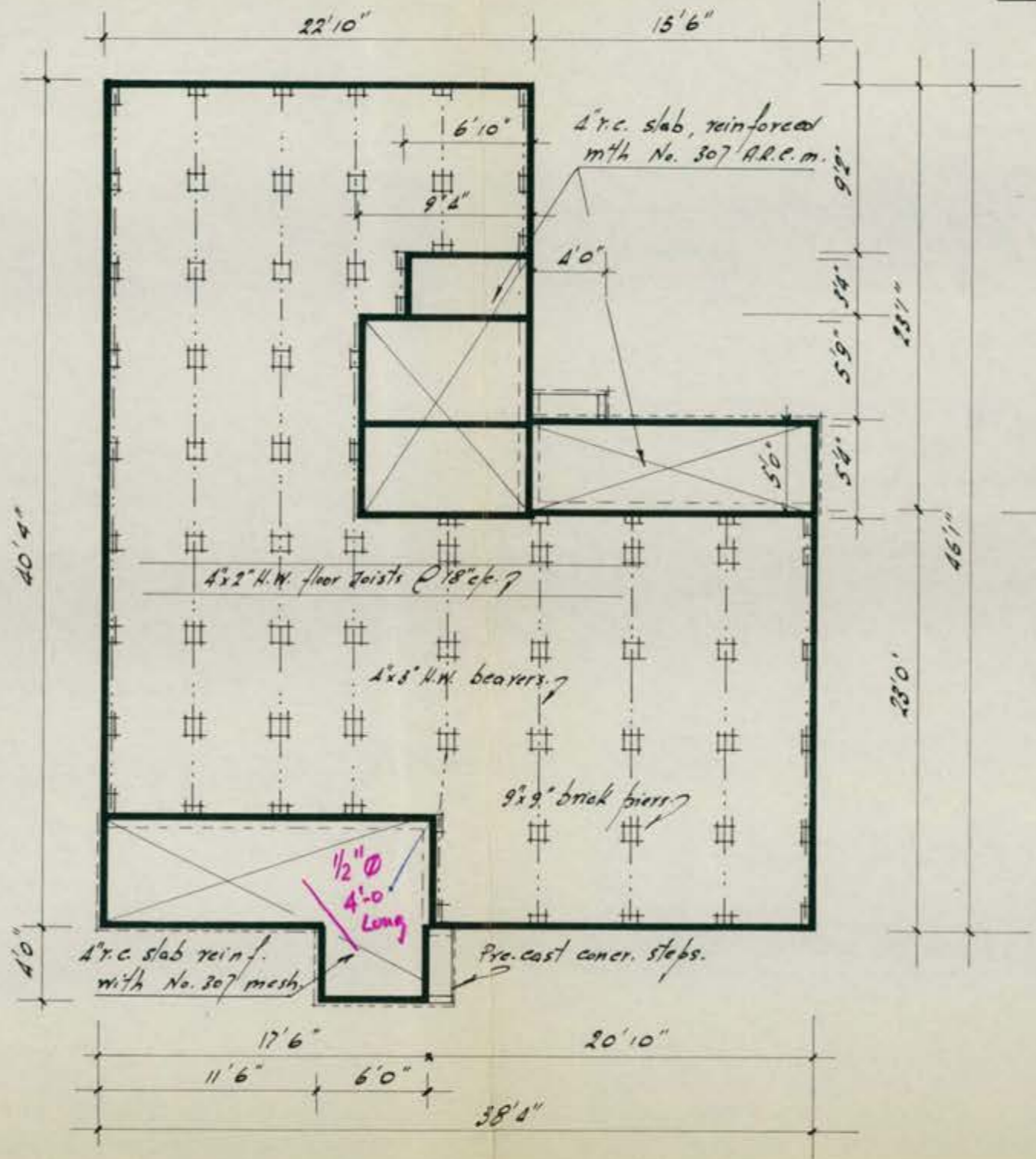
PLANS/FILE No. 27337

DEPT. OF INTERIOR
BUILDING BRANCH

RECEIVED

15 FEB 72

S1/2



Scale: 1/8" = 1'0"

22/25 HOLT

S/2

27337

PLANS/FILE No. 129

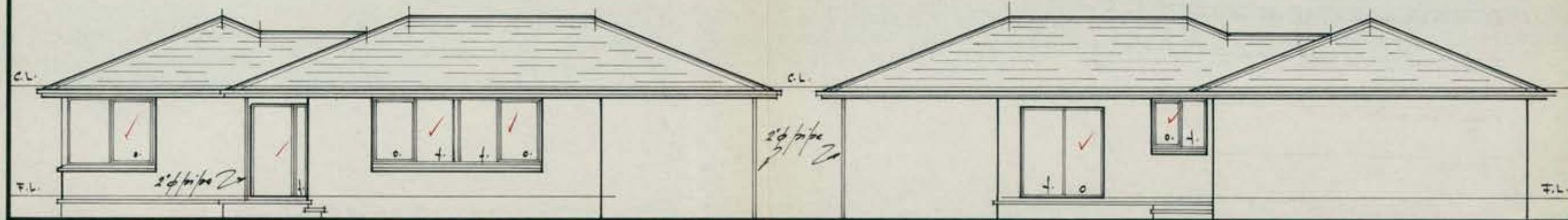
DEPT. OF INTERIOR
BUILDING BRANCH

RECEIVED

15 FEB '12

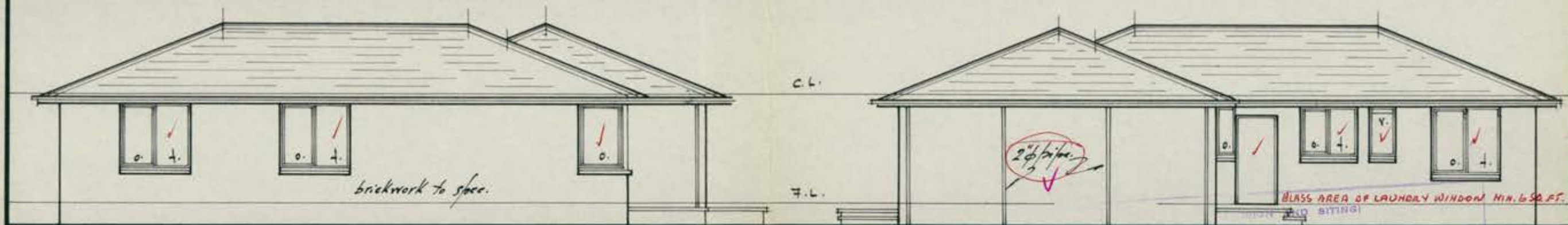
FRONT ELEVATION

REAR ELEVATION



SIDE ELEVATION

SIDE ELEVATION



APPROVAL GRANTED
 DELEGATE *[Signature]* 17-2-12
 NATIONAL CAPITAL
 DEVELOPMENT COMMISSION Scale: 1/8" = 1'0"

22/25 HOLT

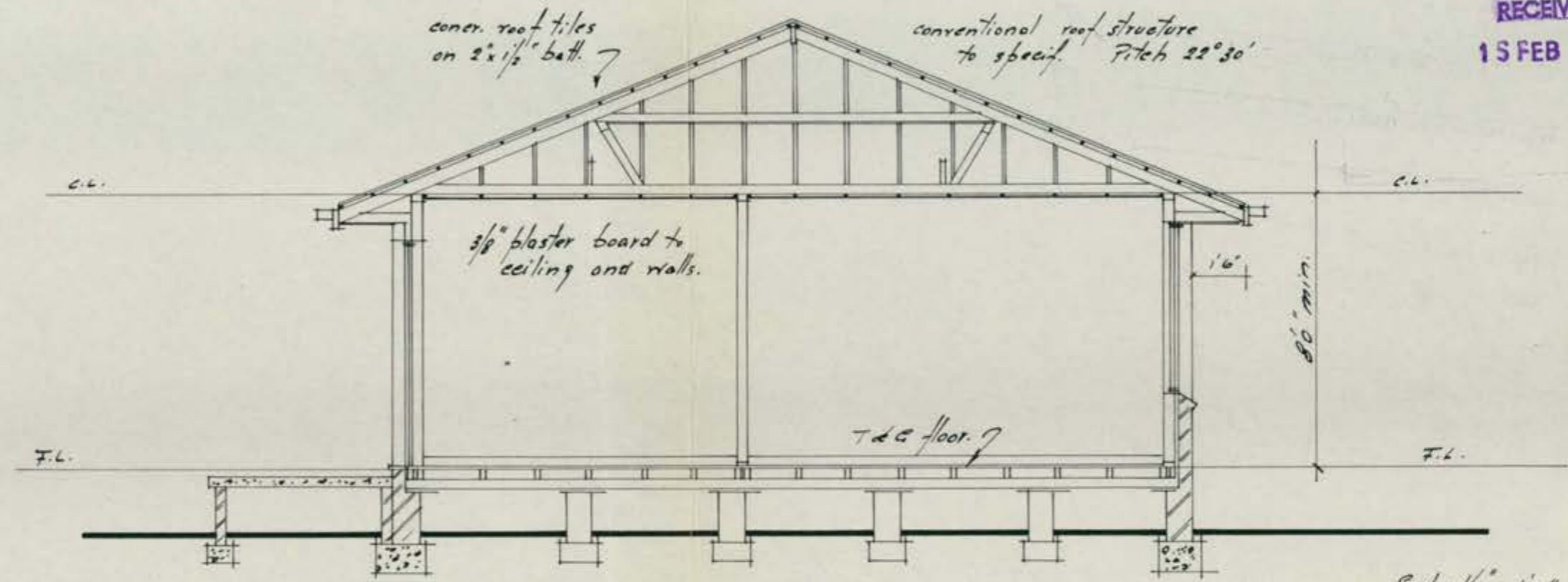
SECTION A

S1/2

PLANS/FILE No. 27337

DEPT. OF INTERIOR BUILDING BRANCH

RECEIVED 15 FEB 172



Scale: 1/4" = 1'0"

- 16"x10" r.c. footing to 10" veneer walls.
- 12"x10" r.c. " to 4 1/2" internal walls
- All reinforced with No. 7 trench mesh No. 1 layer only. (bottom)
- 4" r.c. slab to bath room, laundry, w.c. and terraces reinforced with No. 307 A.R.C. mesh.
- 16"x16"x6" coner. pads under 9"x9" brick piers.

22/25 HOLT

CERTIFICATE OF FITNESS
(Class I and X Occupancy Only)

ADVICE TO	Name of Permit holder <i>E. D. WEBSTER.</i>	Address <i>33 Mochridge Cres., Holt.</i>
	Name of Lessee <i>E. D. & C. WEBSTER.</i>	Address

It is hereby certified that the building consisting of *Brick Carport and*
Feature Wall

situated on Block *22* Section *25* in the Canberra Division of *HOLT* /or

situated at for which plans and specifications were approved and a building permit issued under the provisions of the Building Ordinance 1972, is fit for use and/or occupation.

Type of construction *	Class of occupancy *	Number of storeys
Permit No. <i>23785/A</i>	* as defined in the Building Manual A.C.T.	
Approved Plan No. <i>27337/A</i>		

917175

21334

H. f. Board
Deputy Building Controller

BUILDINGS (DESIGN AND SITING)
ORDINANCE 1964 AS AMENDED

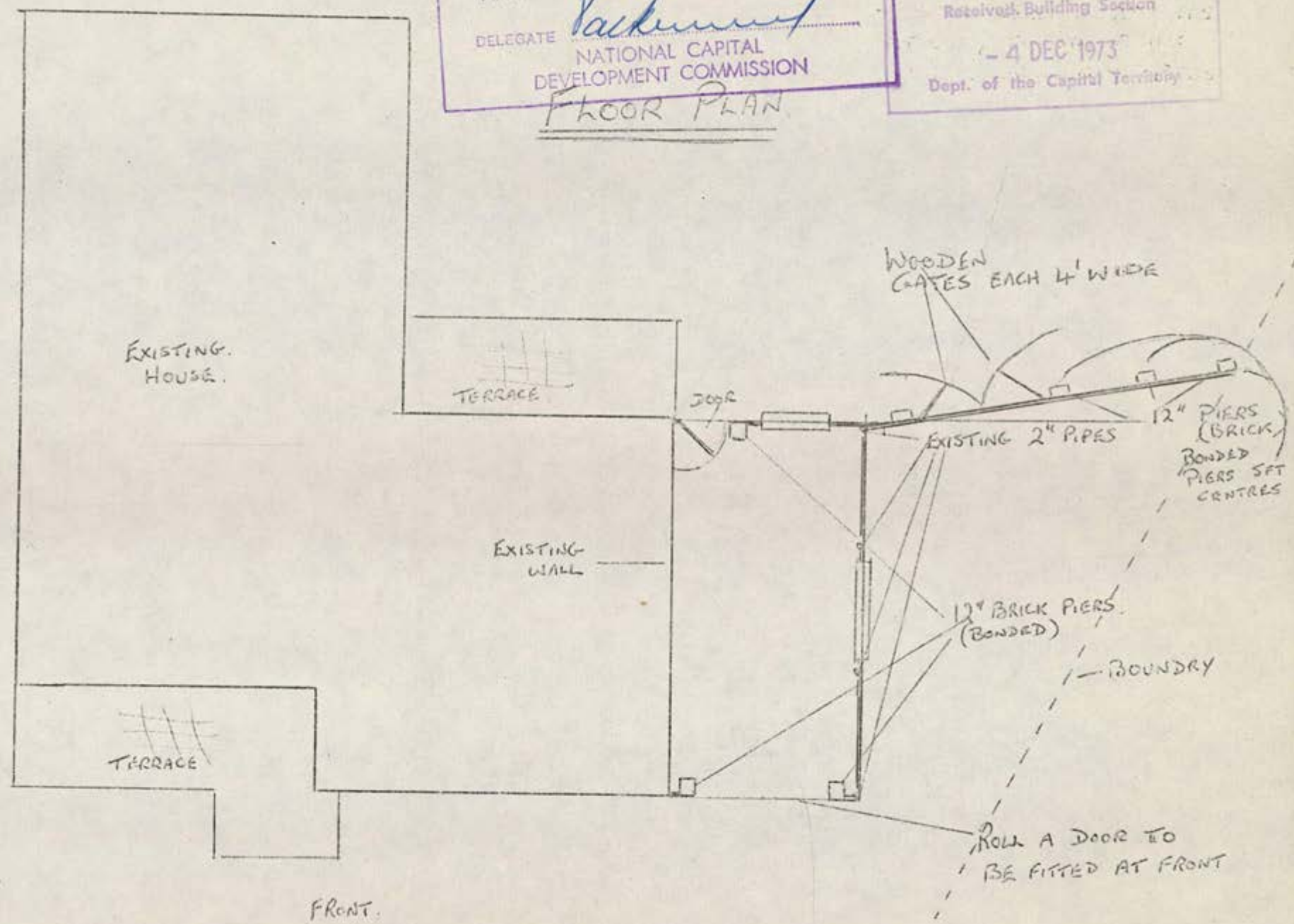
APPROVAL GRANTED 13 DEC 1973

DELEGATE Pachman
NATIONAL CAPITAL
DEVELOPMENT COMMISSION

FLOOR PLAN

S1/2 ✓

PLANS/FILE No. 27337/A
Received Building Section
- 4 DEC 1973
Dept. of the Capital Territory

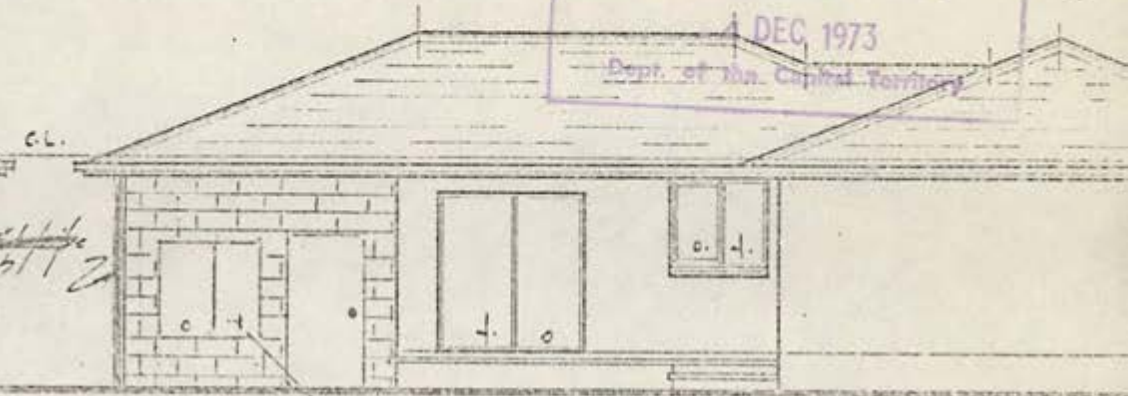
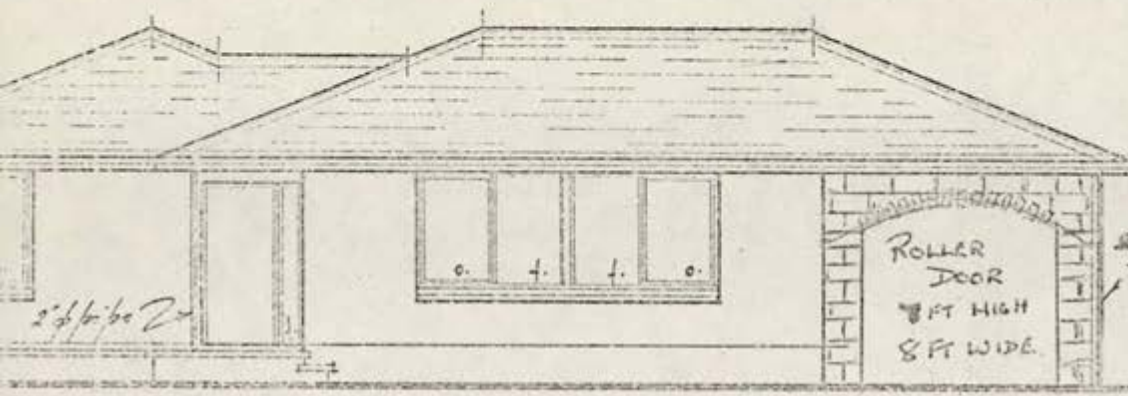


SCALE - $\frac{1}{8}'' = 1 \text{ ft.}$

FRONT.

81/2

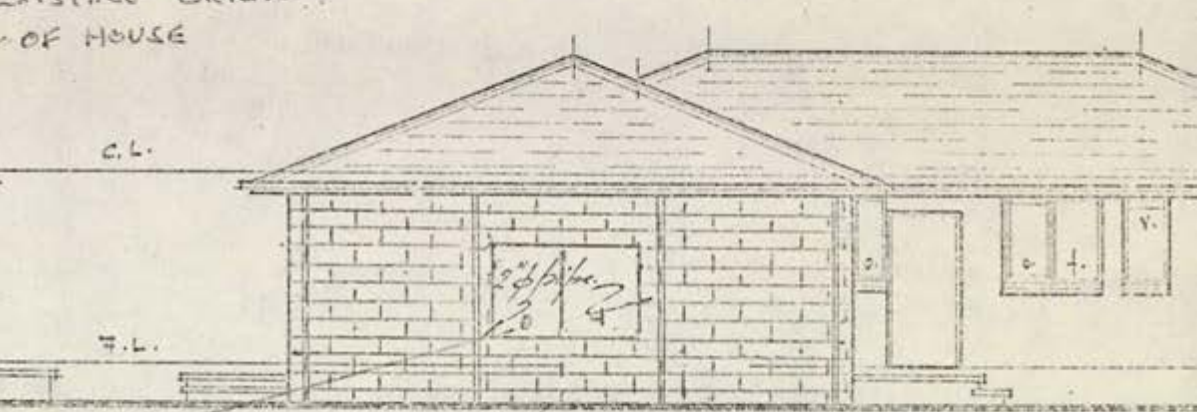
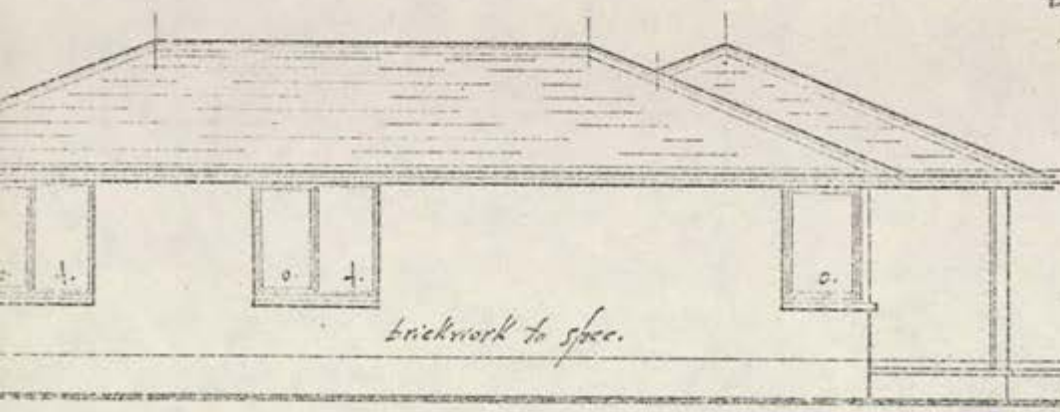
PLANS/FILE No. 27337A
 Received Building Section
 14 DEC 1973
 Dept. of the Capital Territory



ELEVATION

SIDE ELEVATION

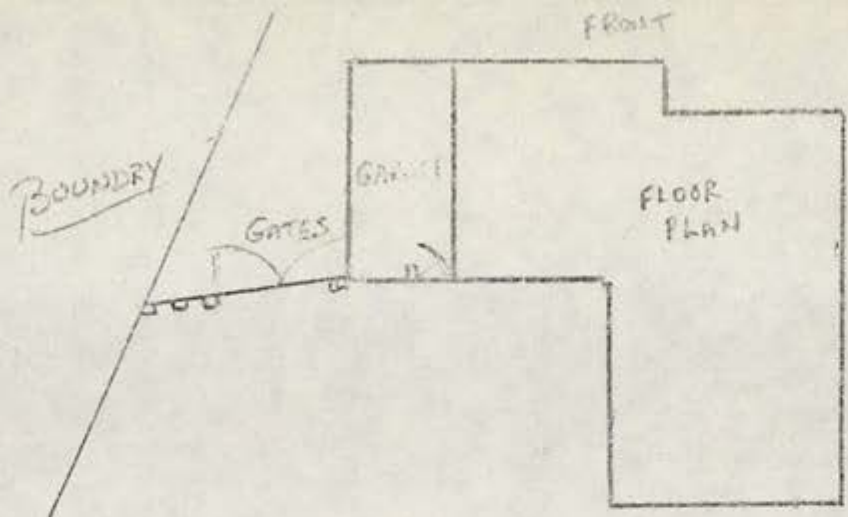
BRICKS TO MATCH
EXISTING BRICKS
OF HOUSE



BUILDINGS (DESIGN AND SITING)
 ORDINANCE 1964 AS AMENDED
 APPROVAL GRANTED 13 DEC 1973
 DELEGATE *[Signature]*
 NATIONAL CAPITAL
 DEVELOPMENT COMMISSION

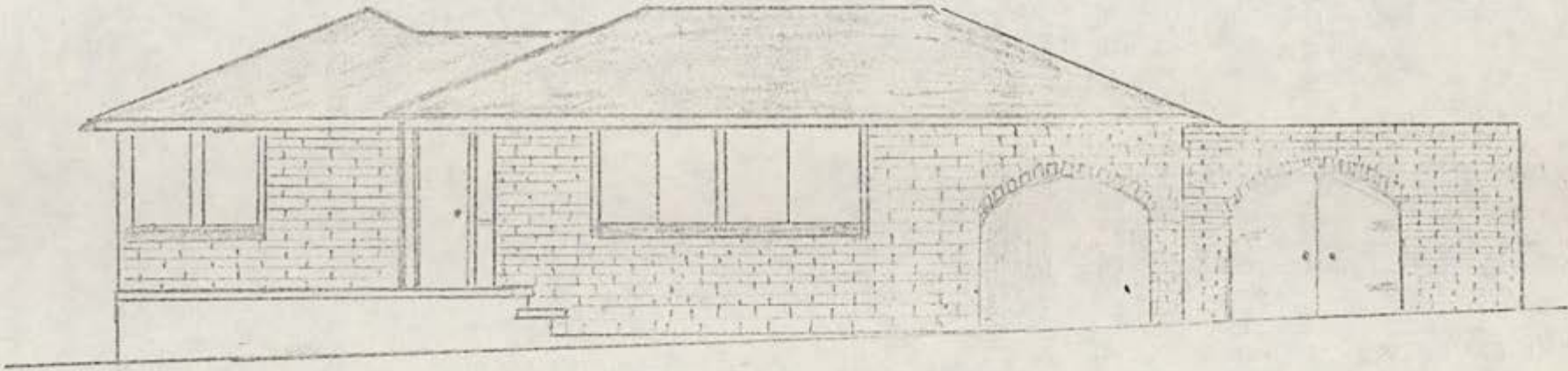
6' x 4'
ALUMINUM
SLIDING
WINDOW

BRICKS TO BE SECURED
TO EXISTING 2" PIPES BY
TIES AT EVERY FOURTH
BRICK. TIES TO BE WELDED
TO PIPES.



S1/2

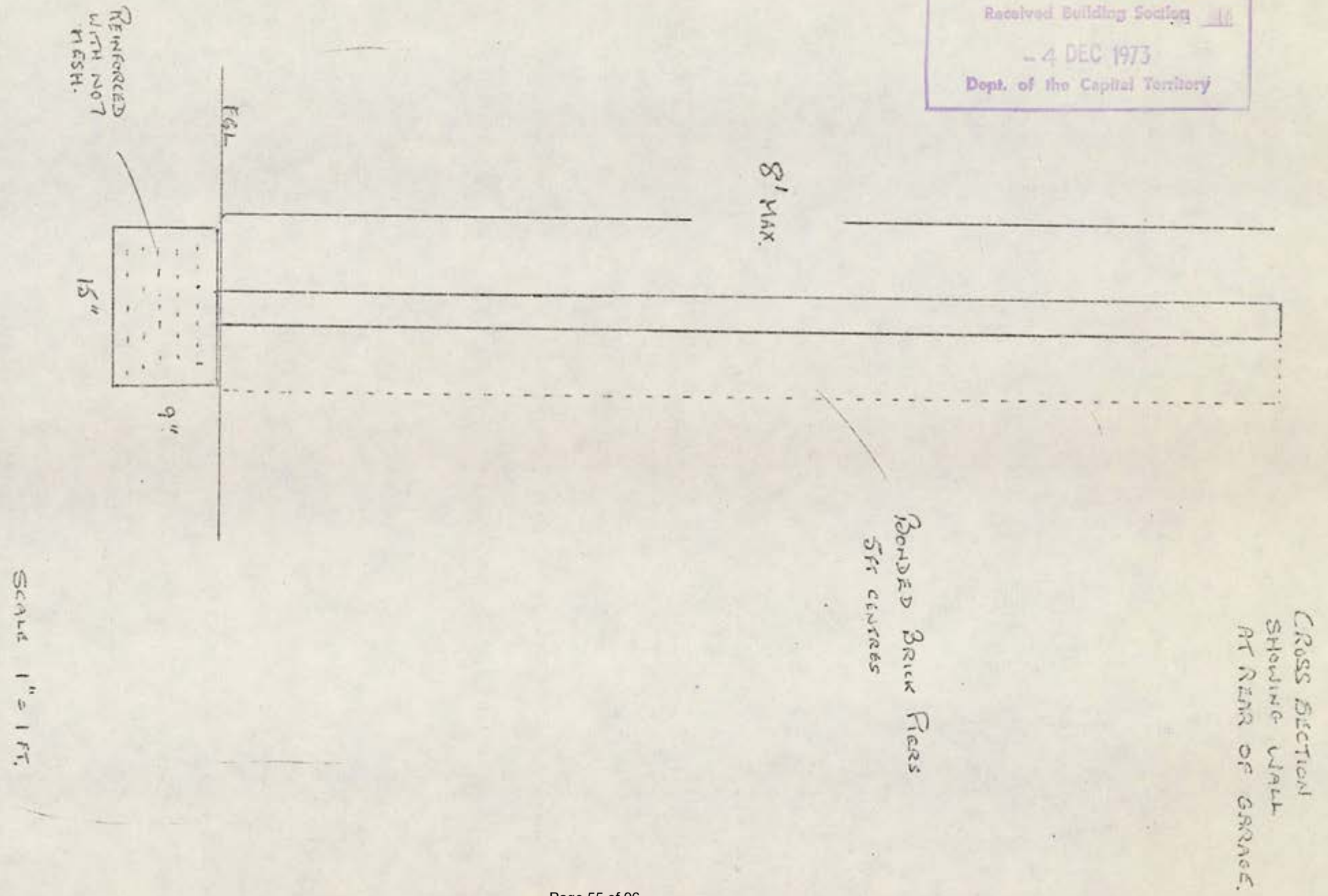
PLANS/TITLE No. 27337/A
 Received Building Section
 - 4 DEC 1973
 Dept. of the Capital Territory



BUILDINGS (DESIGN AND SITING)
 ORDINANCE 1984 AS AMENDED
 APPROVAL GRANTED 13 DEC 1973
 DELEGATE *Parkman*
 NATIONAL CAPITAL
 DEVELOPMENT COMMISSION

S1/2

PLANS/FILE No. 27337/A
Received Building Society
- 4 DEC 1973
Dept. of the Capital Territory

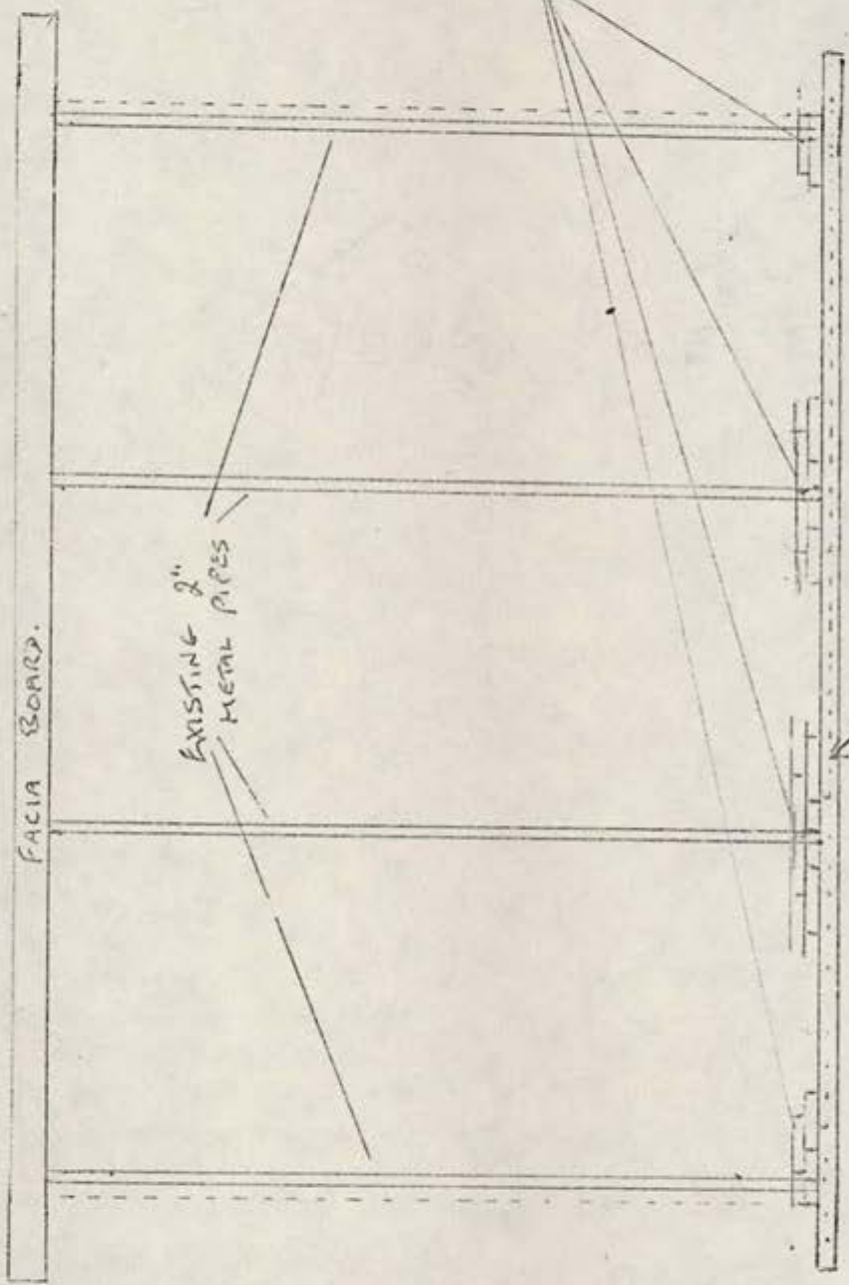


51/2
 FLANSFILE No. 27337/A
 Received Building Section
 - 4 DEC 1973
 Dept. of the Capital Territory

SCALE $\frac{1}{4}'' = 1'$

BRICKS
 BRICKS TO MATCH EXISTING
 OF HOUSE AND TO BE TIED
 EXISTING 2" PIPES BY TIE
 WELDED TO PIPES AT EVERY
 FOURTH BRICK.

Roof



EXISTING CAR PORT FLOOR
 MIN 4" REINFORCED
 WITH No. 7 MESH.

ROOF OF HOUSE.

CERTIFICATE OF FITNESS
(CLASS 1 AND X OCCUPANCY ONLY)

BL: 8(9 75)

It is hereby certified that the building consisting of Brick Veneer Addition to Residence

situated on

Block <u>22</u>	Section <u>25</u>	Division <u>Holt</u>
or situated at		

for which plans and specifications were approved and a Building Permit issued under the provisions of the Building Ordinance 1972, is fit for use and/or occupation.

Approved plan no. <u>27337/B</u>		
Type of construction*	Class of occupancy*	Number of storeys
Permit no. <u>5439</u>	Name of permit holder <u>F. Schroer</u>	

*As defined in the Building Manual
A.C.T.

No

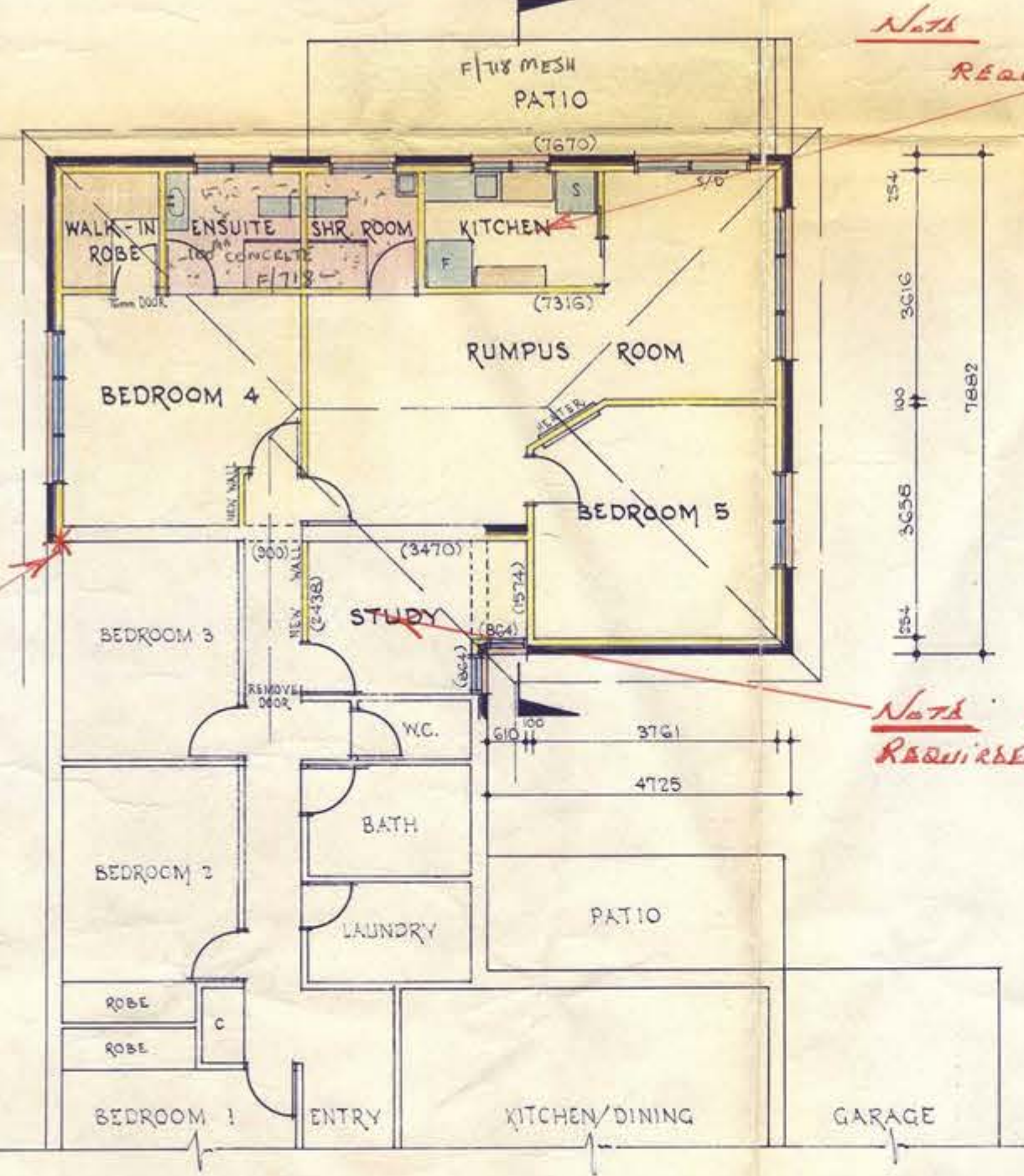
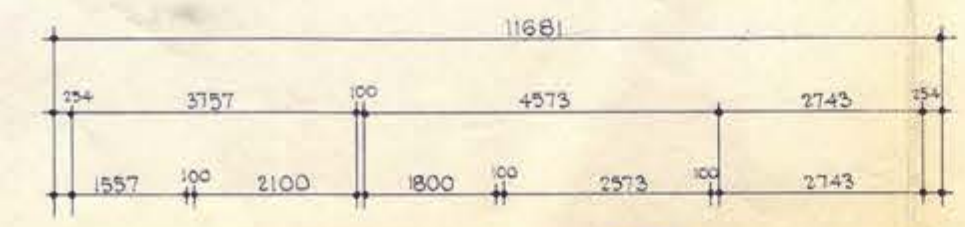
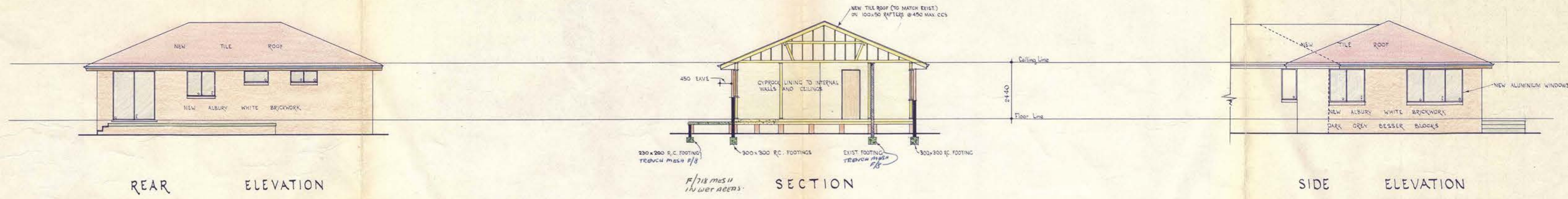
7812

Page 57 of 96

M. J. ...
Deputy Building Controller

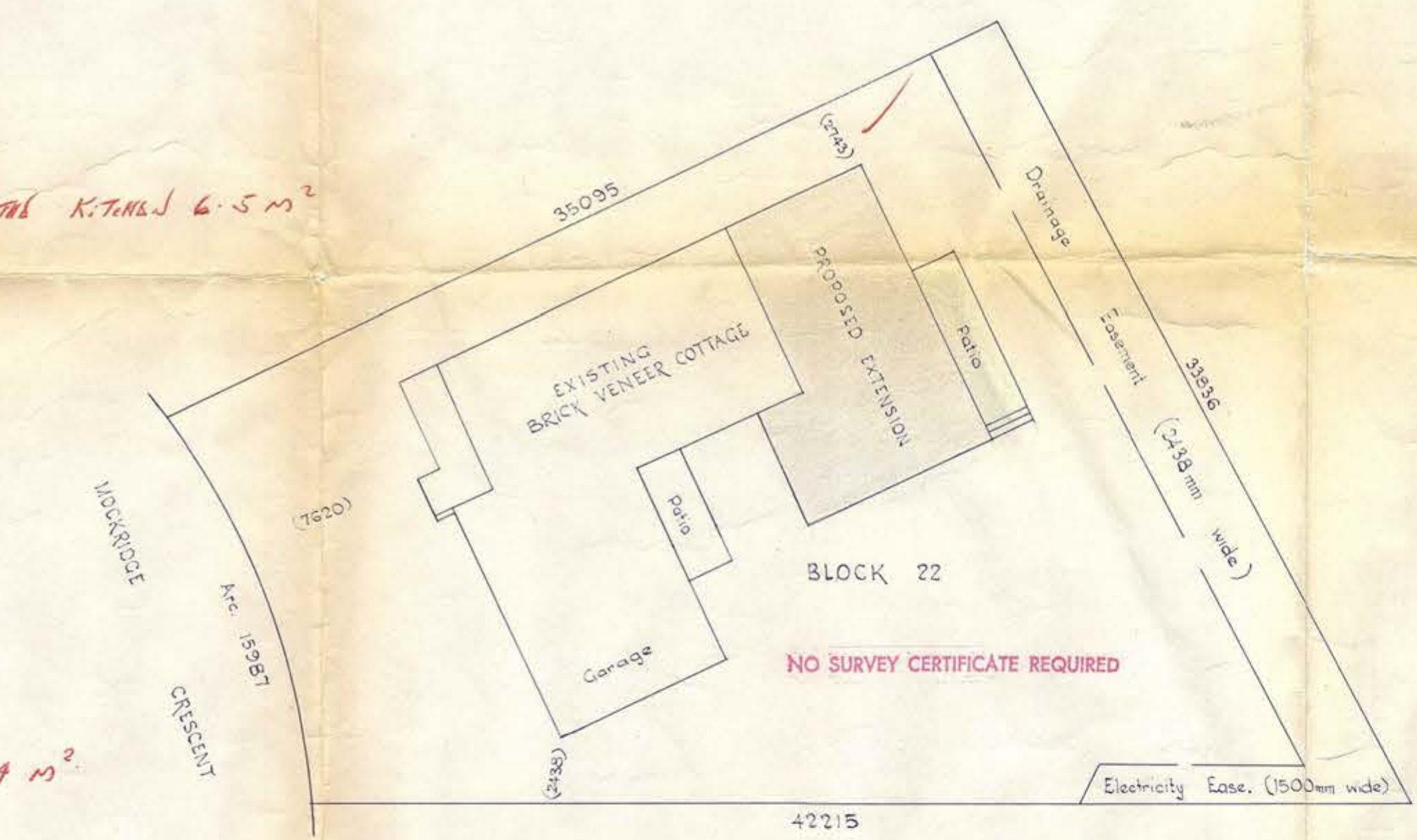
9/8/75

PLAN/FILE No. 27337/B
 Received Building Section
 15 JUL 1977
 Dept. of the Capital Territory



Note REQUIRED FLOOR AREA OF THE KITCHEN 6.5 M²

Note FLOOR AREA OF STUDY 8.4 M²
 REQUIRED FLOOR AREA OF STUDY 8.4 M²



SITE PLAN (Scale = 1:200)

DEPARTMENT OF CONSTRUCTION
 DEPARTMENTAL RECORDS INDICATE THAT PORTION OF THE EXISTING SANITARY DRAINAGE SERVICE WILL BE UNDER THE PROPOSED STRUCTURE. AN APPROVED SANITARY DRAINAGE PLAN SHOWING WHAT ACTION IS TO BE TAKEN TO PROTECT OR RELOCATE DRAINS UNDER THE PROPOSED STRUCTURE, AND ANY OTHER ALTERATIONS OR ADDITIONS TO SEWER DRAINAGE NECESSARY MUST BE OBTAINED AND FORM PART OF THE WORK CONNECTED WITH THIS PROJECT.

APPROVED SUBJECT TO COMPLIANCE WITH THE CANBERRA SEWERAGE AND WATER SUPPLY REGULATIONS. EXCEPT WHERE SUBJECT TO AND SUPERSEDED BY THE BUILDING MANUAL

Building to be constructed in accordance with the Building Manual A.C.T. All materials and equipment to be confined to the leased area. Expenses for the nature of this or other unleased land to be lodged in writing with Land Services Section

BUILDINGS (DESIGN AND SITING) ORDINANCE 1964 AS AMENDED
 APPROVAL GRANTED
 16 DEC 1977
 DELEGATE [Signature]
 NATIONAL CAPITAL DEVELOPMENT COMMISSION

PLANS AND SPECIFICATIONS EXAMINED AND RECOMMENDED FOR APPROVAL BY [Signature] 19/12/77
 SENIOR TECHNICAL OFFICER
 APPROVED FOR CONSTRUCTION BY THE HOLDER OF A CLASS LICENSE
 [Signature] 29/12/77
 DEPUTY BUILDING CONTROLLER

J. D. & D. R. EDWARDS 105 GARNET ROAD KAREELA 521 7535	DRAWING NO
PROPOSED EXTENSIONS FOR MR & MRS. E. D. WEBSTER AT BLOCK 22, SECTION 25 HOLT...	76/06
DRAWN - J. D. Edwards	SCALE - 1:100
DATE - 20th October, 1976	



PLANS FILE No. _____
Received Building Section
25 AUG 1981
Dept. of the Capital Territory

APPLICATION FOR APPROVAL OF PLANS

BL 1/6(2/81)

Name of Applicant MR & MRS. D. WEBSTER		Address 33 MOCKRIDGE CR., HOLT <small>142508812-1027 1500NO RECEPT</small>	
Name of lessee / owner of parcel of land as above		Address (show P.O. Box No. if any) as above	
Description of the building work PROPOSED GREEN HOUSE			
Description of land on which the building work is to be carried out	Block 22	Section 25	Division (Suburb) HOLT
To be specified in accordance with the appropriate classification in the Building Manual.	Type of construction <i>(N/A for Class I or X buildings)</i>		Cost \$ 2,100 \$1,250
	Class of occupancy		Total floor area where applicable
This application is for: (please tick appropriate box)			
<input checked="" type="checkbox"/> New work <input type="checkbox"/> Amendment to approved plan <input type="checkbox"/> Amendment to plan not yet approved <input type="checkbox"/> Details			
<i>I hereby apply for approval of the attached plans, and request that approved plans be -</i> <input checked="" type="checkbox"/> posted to the applicant's address _____ 14.8.81 <small>signature of applicant date</small> <input type="checkbox"/> held at the counter for collection (telephone advice will be given when ready for collection)			
To be completed if application made otherwise than by the lessee / owner, his solicitor or architect.		<i>I hereby authorise the abovenamed applicant of the address indicated to make this application on my behalf</i> _____ 14.8.81 <small>signature of lessee / owner date</small>	

FOR OFFICE USE ONLY	<input checked="" type="checkbox"/> New work	Plans numbered 27337/c	Class of licence required C
	<input type="checkbox"/> Amendment to approved plan	Area	Valuation
	<input type="checkbox"/> Amendment to plan not yet approved	Total fees payable	\$15.00
	<input type="checkbox"/> Details	Plans	<input checked="" type="checkbox"/> Approved <input type="checkbox"/> Not approved
	Notify applicant new permit required endorse existing permit Permit fee required	Deputy Building Controller _____ 17 SEP 1981 <small>date</small>	

NO SURVEY CERTIFICATE
LESSOR/BUILDER RESPONSIBLE FOR CORRECT SURVEY

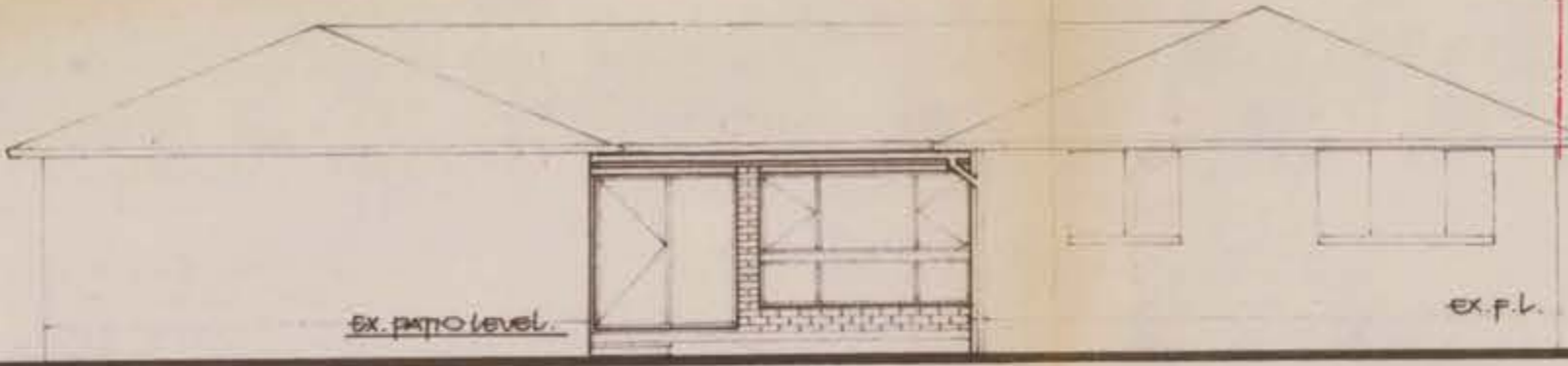
27337/c

Received Building Section
25 AUG 1981
Dept. of the Capital Territory

PROVIDED FOR CONSTRUCTION BY THE HOLDER
A CLASS "C" LICENCE.
CLASS OF OCCUPANCY: RESIDENCE I
OUTBUILDINGS X
17 SEP 1981
BUILDING CONTROLLER

INSTALL TO MANUFACTURERS
SPECIFICATION

- LIGHT BEAM ALUMINITE FIBERGLASS CLADDING OVER GRADED BATTENS GIVING 20mm FALL TO ROOF. FLASH AS NECESSARY TO EXCLUDE WATER.
- 90x45 PURLINS AT AV. 1000 CTS. ATTACH TO FASCIA AND SOLID BLOCK.
- 175 mm STRAMIT I-BEAM ANCHORED TO BRICKWORK WITH APPROVED STEEL BRACKETS (4 NO OVERBAYS).



51/2

side elevation

CONSTRUCTION MUST COMPLY WITH A.S. 1684.—1979
TIMBER FRAMING CODE AND RELEVANT SUPPLEMENTS

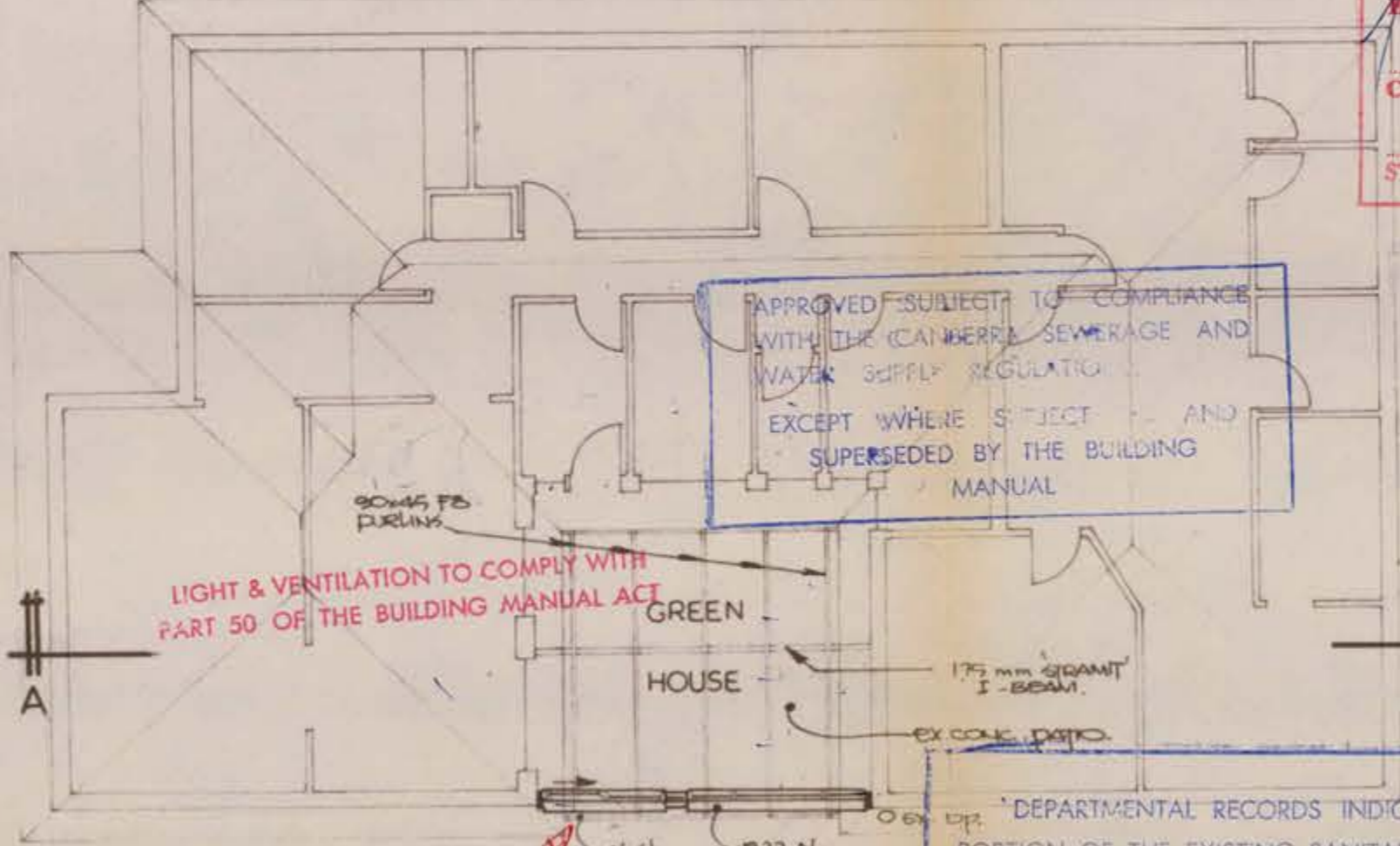
- LOCATE SLIDING DOOR AND WINDOW IN TIMBER FRAME (90x45 FS COMPONENTS WITH 300x50 FS BEAM OVER BLOCK AS NECESSARY TO ESCAPE PURLINS. ISOLATE TIMBER WITH DPM FROM EXISTING SURFACES.

- LINE INTERNALLY WITH WRC SHIP LAP.
- PROVIDE BRICK CLADDING EXTERNALLY AS SHOWN.
- PROVIDE 200x55 OGN FASCIA AND QUAD. OUTER DRAIN INTO EXISTING DOWNPIPE

CONSTRUCTION MUST COMPLY WITH A.S. 1684.—1979
TIMBER FRAMING CODE AND RELEVANT SUPPLEMENTS

PLANS AND SPECIFICATIONS EXAMINED AND RECOMMENDED FOR APPROVAL BY
[Signature] 28/8/81
ENGINEER FOR WATER SUPPLY AND SEWERAGE
CHIEF ELECTRICAL ENGINEER / /19
STRUCTURAL ENGINEER / /19

section A-A



floor plan 1:100

LIGHT & VENTILATION TO COMPLY WITH PART 50 OF THE BUILDING MANUAL ACT

APPROVED SUBJECT TO COMPLIANCE WITH THE (CANBERRA) SEWERAGE AND WATER SUPPLY REGULATIONS EXCEPT WHERE SPECIFIED AND SUPERSEDED BY THE BUILDING MANUAL

DEPARTMENTAL RECORDS INDICATE THAT PORTION OF THE EXISTING SANITARY DRAINAGE SERVICE WILL BE UNDER THE PROPOSED STRUCTURE. ACTION IS TO BE TAKEN TO ENSURE COMPLIANCE WITH THE CANBERRA SEWERAGE AND WATER SUPPLY REGULATIONS.

BUILDINGS (DESIGN) APPROVAL
28 AUG 1981
DIRECTOR NATIONAL CAPITAL DEVELOPMENT COMMISSION



site plan 1:500



WIND CATEGORY 3.

notes:

BUILDING WORK SHALL BE CONDUCTED IN ACCORDANCE WITH THE APPROVED BUILDING MANUAL ACT. THE NO. ON THE BUILDING PERMIT. THE PLANS OR THE GRANT OF A LEASE DOES NOT AFFECT THE OPERATION OF THE ACT OR ANY OTHER LAW IN THE TERRITORY. AUTHORISE THE USE OF THE ACT TO A PROVISION OF LEASE MODIFICATIONS

WARWICK HINDE
BUILDING DESIGN CONSULTANT
39 Mirrabucca Cres,
GIRALANG PH. 41 3713

PROPOSED GREEN HOUSE OVER EXISTING CONCRETE PATIO.
Mr. and Mrs. D. WEBSTER.
22/25. MOCKRIDGE CRES., HOLT.

bill

33, Mockridge Crescent,
HOLT.
Block 22, Section 25 Holt.

2, September, 1982.

Building Section,
Department of Capital Territory.

PLANS/FILE No. 27337/D
Received Building Section
12 OCT 1982
Dept. of the Capital Territory

Dear Sir,

I wish to alter the roof structure on the proposed patio extension submitted to the Building Section on 25 August, 1981. The alteration is proposed as follows:

① Delete roof structure as shown on plan and substitute 200 x 50mm Oregon beams (Merchant grade) fixed to fascia with pre-formed metal angles. Roof covering to be K clad in lieu of fibreglass. *@ 1800 c/c*

② Also, for your information, I intend to fix skylights in the kitchen and study and electric fans in the toilet and bathroom to allow for ventilation and light.

BUILDING WORK SHALL BE CONSTRUCTED IN ACCORDANCE WITH THE APPROVED PLANS THE BUILDING MANUAL ACT, THE NOTATIONS MADE ON THE PLANS AND ANY MATTERS SPECIFIED ON THE BUILDING PERMIT. THE APPROVAL OF PLANS OR THE GRANT OF A BUILDING PERMIT DOES NOT AFFECT THE OPERATION OF ANY OTHER LAW IN THE TERRITORY, NOR DOES IT AUTHORISE THE USE OF THE LAND CONTRARY TO A PROVISION, COVENANT OR CONDITION OF LEASE.
MODIFICATIONS IF APPLICABLE

Yours faithfully,

E. D. Webster

E. D. WEBSTER.
BUILDINGS (DESIGN AND BUILDING)
ORDINANCE 1984 AS AMENDED
APPROVAL GRANTED
20 OCT 1982
DELEGATE *M. D. Stubbins*
NATIONAL CAPITAL
DEVELOPMENT COMMISSION

PLANS AND SPECIFICATIONS EXAMINED
AND RECOMMENDED FOR APPROVAL BY
..... 1 / 19
ENGINEER FOR WATER SUPPLY AND SEWERAGE
..... 1 / 19
CHIEF ELECTRICAL ENGINEER
W. J. ... 27/10/1982
STRUCTURAL ENGINEER

APPROVED IN RESPECT OF NOMINATED AMENEMENTS No's (1-2) ONLY. ANY OTHER VARIATIONS TO THE ORIGINALLY APPROVED PLAN ARE NOT APPROVED

W. J. ... 28 OCT 1982
DEPUTY BUILDING CONTROLLER UNDER
BUILDING ORDINANCE 1972

PLANS AND SPECIFICATIONS EXAMINED
AND RECOMMENDED FOR APPROVAL

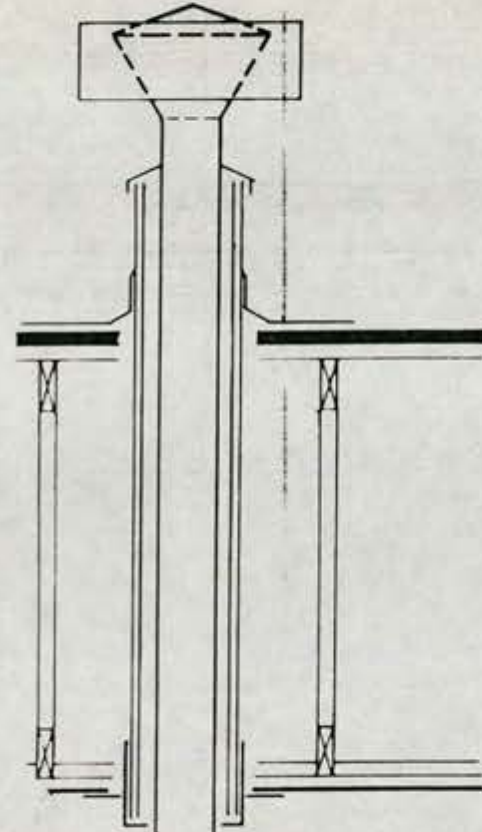
1 / 19
ENGINEER FOR WATER SUPPLY AND SEWERAGE

1 / 19
CHIEF ELECTRICAL ENGINEER

1 / 19
STRUCTURAL ENGINEER

51/2.

PLANS/FILE No. 27337/E
Received Building Section
28 MAR 1983
Dept. of the Capital Territory



STANDARD ROOF KIT

RAIN CAP SLEEVE USED TO TERMINATE SECOND AND THIRD SKIN OF FLUE

LEAD FLASHING

EXISTING TILED ROOF

TYPICAL ROOF CONSTRUCTION

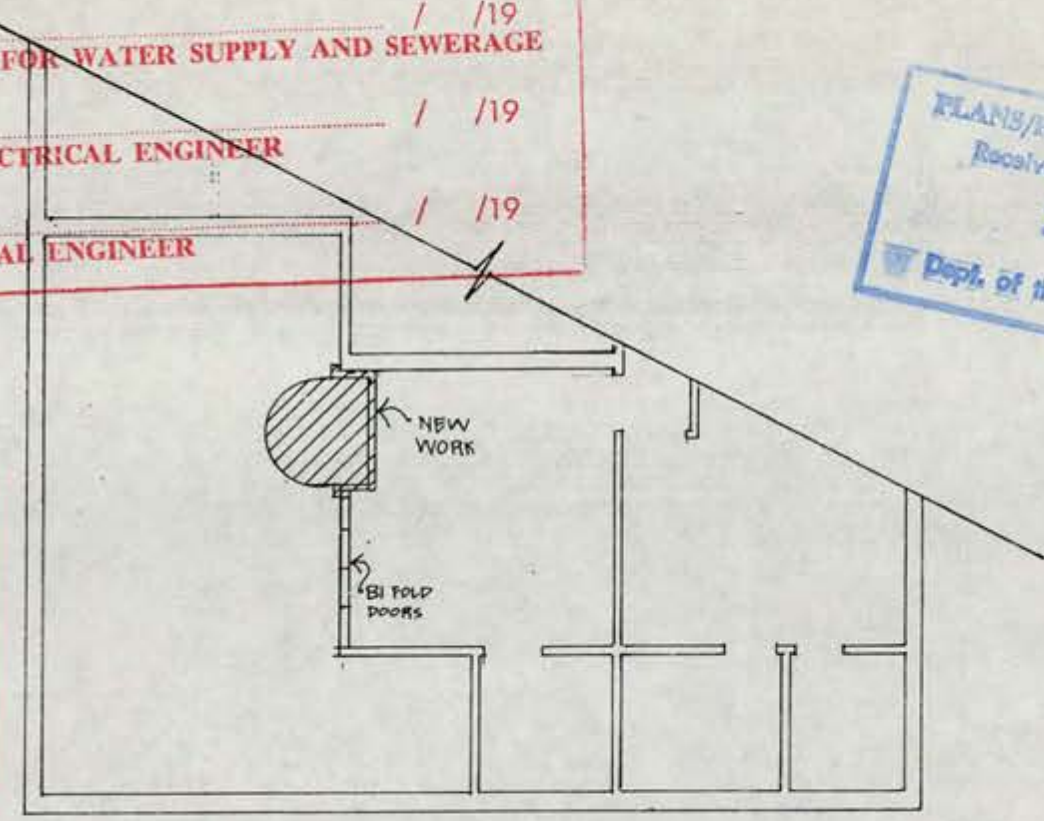
STANDARD TRIPPLE SKIN FLUE

EXISTING PLASTERBOARD CEILING 2,400 mm HIGH

BUILDINGS (DESIGN AND SITING)
ORDINANCE 1984 AS AMENDED
APPROVAL GRANTED

7 APR 1983

DELEGATE *S. J. Hyde*
NATIONAL CAPITAL
DEVELOPMENT COMMISSION



LOCATION PLAN

STANDARD SINGLE SKIN FLUE

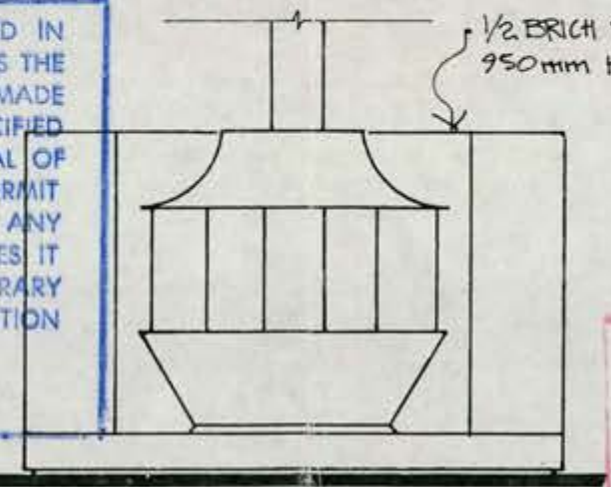
EXISTING PLASTERBOARD WALL BEHIND

BUILDING WORK SHALL BE CONSTRUCTED IN ACCORDANCE WITH THE APPROVED PLANS THE BUILDING MANUAL ACT, THE NOTATIONS MADE ON THE PLANS AND ANY MATTERS SPECIFIED ON THE BUILDING PERMIT. THE APPROVAL OF PLANS OR THE GRANT OF A BUILDING PERMIT DOES NOT AFFECT THE OPERATION OF ANY OTHER LAW IN THE TERRITORY, NOR DOES IT AUTHORISE THE USE OF THE LAND CONTRARY TO A PROVISION, COVENANT OR CONDITION OF LEASE.

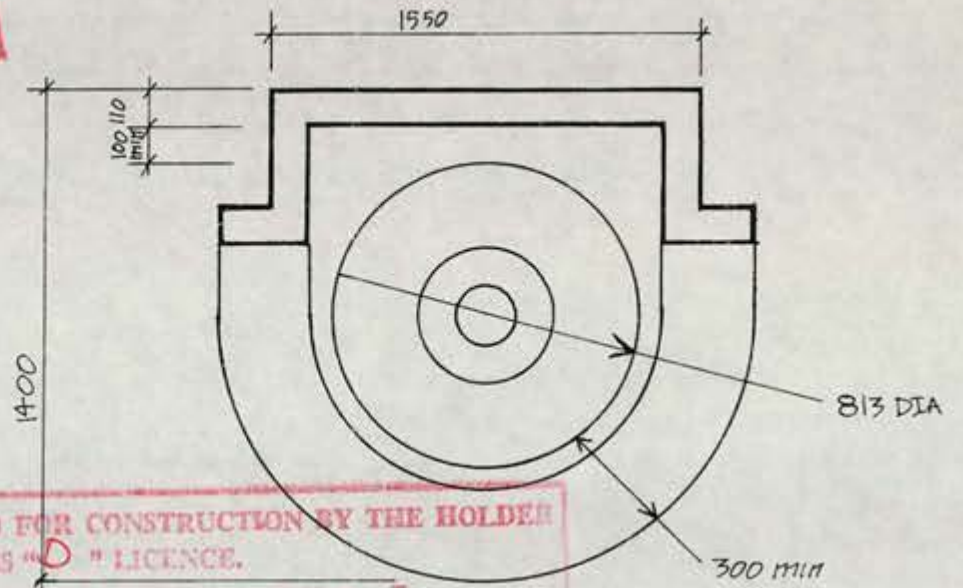
INSTALL TO MANUFACTURERS SPECIFICATION

1/2 BRICK WALL 950 mm HIGH

BRICK HEARTH
12 mm A.C. SHEET
EXISTING TIMBER FLOOR



ELEVATION



APPROVED FOR CONSTRUCTION BY THE HOLDER OF A CLASS "D" LICENCE.
CLASS OF OCCUPANCY: RESIDENCE I
OUTBUILDING X

D. Wilson 15 APR 1983
DEPUTY BUILDING CONTROLLER

PLAN

50 mm MIN

SECTION

NOTES
INSTALLATION TO COMPLY WITH MANUFACTURERS SPECIFICATIONS
INSTALLATION TO COMPLY WITH SECTION 25 ACT BUILDING MANUAL
FIREPLACE TO BE TYPE SPH-A-FIRE

MR WEBSTER
22/25 HOLT

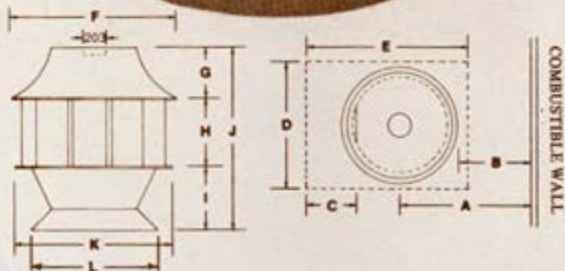
PROPOSED FIREPLACE
FOR RICK MARSH

MATERIALS	SCALE 1:20/1:100
AC SHEET	DATE MARCH '83
BRICKS	REF F/57
MORTAR	O/N

Spin-a-Fire

shows
results,
through
surface
of fire.

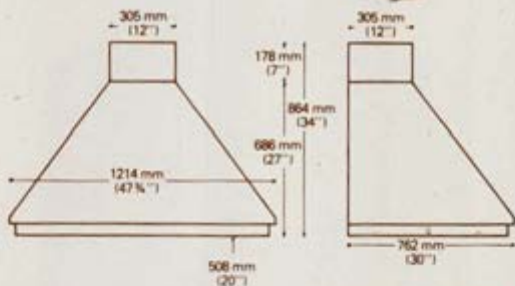
h velocity
coming air
as a swirling
tain keeping
a pencil
in.



SPECIFICATIONS for Spin 'A' Fire.

Page 65 of 96

MODEL	A	B	C	D	E	F	G	H	I	J	K	L
Spin 'A' Fire	1320	915	406	1270	1473	813	242	330	306	889	749	680
	52"	36"	16"	50"	58"	32"	9 1/4"	13"	12"	35"	29 1/4"	26 1/4"



Standard height from floor to ceiling (including hearth as illustrated)
 2740 mm (9' 0")

Dimensions of Brick Hearth approx:- 1680mm x 940mm
 (66" x 37")

May vary from state to state (check with nearest Branch)

Hammered Antique Copper	\$1095
Black	\$950
36" heavy duty cast iron grate	\$88
Ashpan	\$17.50
Cast iron dogs and rings	\$49
Cast iron 3 piece Backing Plate	\$110
(Installation and Brickwork Optional)	

BUILDING WORK SHALL BE CONSTRUCTED IN ACCORDANCE WITH THE APPROVED PLANS THE BUILDING MANUAL ACT, THE NOTATIONS MADE ON THE PLANS AND ANY MATTERS SPECIFIED ON THE BUILDING PERMIT. THE APPROVAL OF PLANS OR THE GRANT OF A BUILDING PERMIT DOES NOT AFFECT THE OPERATION OF ANY OTHER LAW IN THE TERRITORY, NOR DOES IT AUTHORISE THE USE OF THE LAND CONTRARY TO A PROVISION, COVENANT OR CONDITION OF LEASE.
 MODIFICATIONS IF APPLICABLE

DELEGATE
 NATIONAL CAPITAL DEVELOPMENT COMMISSION
 BUILDINGS (DESIGN AND SITING) ORDINANCE 1964 AS AMENDED
 APPROVAL GRANTED
 19 SEP 1983

PLANS/FILE No. 27337/19
 Received Building Section
 6 SEP 1983
 Dept. Territories & Local Government

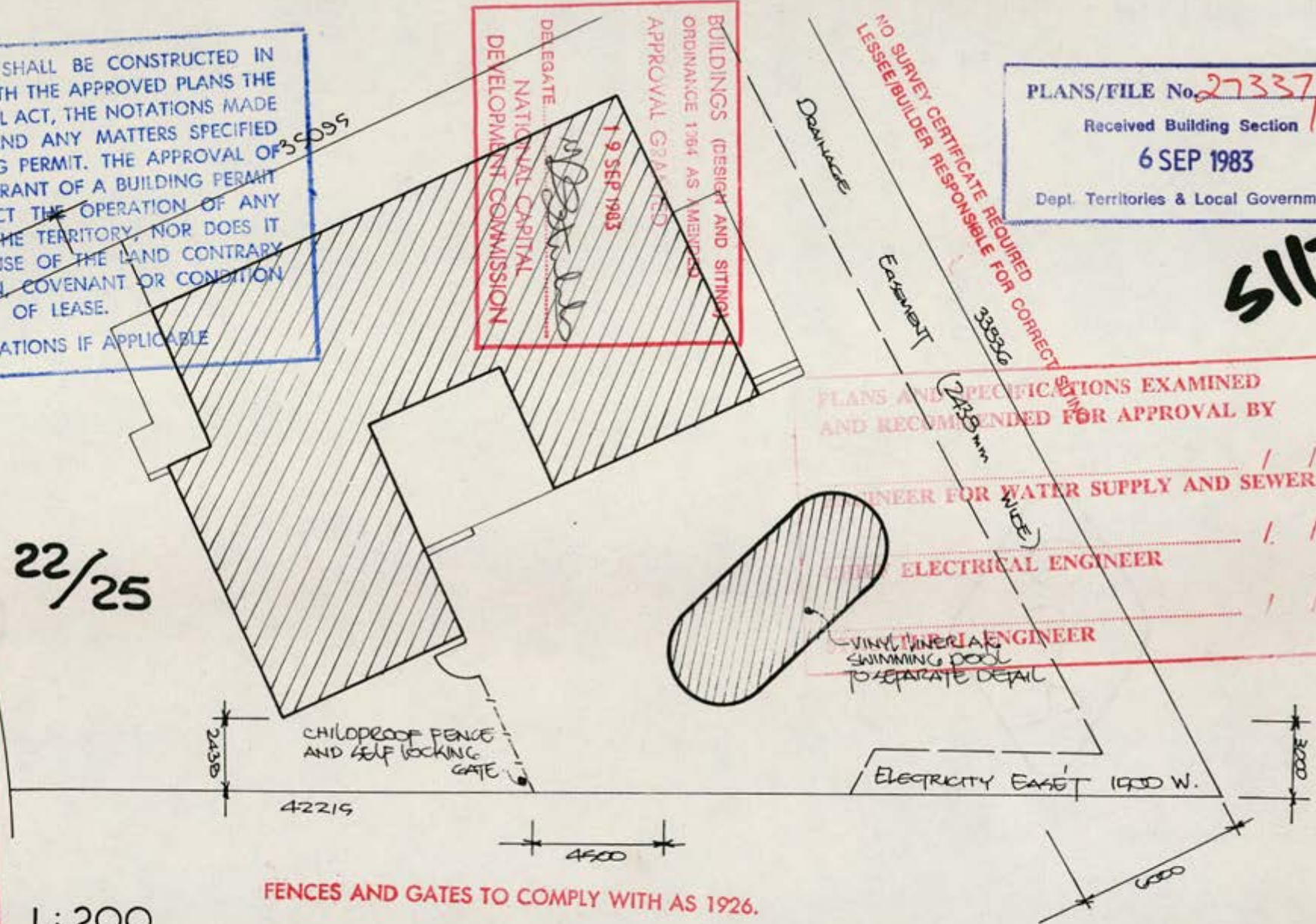
512

NO SURVEY CERTIFICATE REQUIRED FOR CORRECT LESSEE/BUILDER RESPONSIBLE FOR CORRECT SURVEY

PLANS AND SPECIFICATIONS EXAMINED AND RECOMMENDED FOR APPROVAL BY

ENGINEER FOR WATER SUPPLY AND SEWERAGE	/	/19
ELECTRICAL ENGINEER	/	/19
VINYL LINER ENGINEER	/	/19

MOCKRIDGE
 APPROVED FOR CONSTRUCTION BY THE HOLDER OF A CLASS "A" RESIDENTIAL OCCUPANCY LICENCE
 27 SEP 1983
 BUILDING CONTROLLER



FENCES AND GATES TO COMPLY WITH AS 1926.

1:200

WARWICK HINDE
 BUILDING DESIGN CONSULTANT
 39 Mirrabucca Cres,
 GIRALANG PH. 41 3713


PROPOSED ABOVE-GROUND POOL
 for Mr. and Mrs. D. WEBSTER.
 22/25, 33 MOCKRIDGE CR. HOIT

27337/9

Sun Soka[®] Six



Clark
Oval
Pools
Instruction
Manual



7/27/19

Sun Soka®

27337/9

IMPORTANT

- PLEASE READ THE ASSEMBLY INSTRUCTIONS CAREFULLY BEFORE COMMENCING WORK ON THE POOL. FAILURE TO FOLLOW ASSEMBLY INSTRUCTIONS OR THE USE OF UNAUTHORISED PARTS MAY RENDER THE WARRANTY INVALID AS THE MANUFACTURER WILL ACCEPT NO RESPONSIBILITY FOR DAMAGE CAUSED TO POOLS IF ERECTED OTHER THAN IN ACCORDANCE WITH THE FOLLOWING INSTRUCTIONS.
- This manual with its easy-to-follow instructions will enable the owner to erect and maintain any of the Clark Oval Sun Soka pool range. Clark pools are made of high quality materials. The pool liner is of heavy duty stabilised vinyl sheeting. The metal side wall and frame members are manufactured from hot dip galvanised steel with a baked-on acrylic colour-bond finish. By following the instructions in this manual, hours of safe fun and relaxation in your Clark Sun Soka pool are assured.

- Important:** Avoid possible injury and other serious mishaps by permitting children to play in pools ONLY during periods of adult supervision. Unattended and exposed pools may attract uninvited guest or pets, and lead to possible injury and other mishaps. Adequate safeguards such as safety ladders, pool alarms, covers, fencing and self locking gates should be used to protect your pool against uninvited entry.

GENERAL INFORMATION

- Due consideration should be given to local Council by-laws. All electrical equipment (filters, lead, etc.) used in and around the pool should be properly earthed. Weatherproof plugs and switches should be used and installed a minimum of 450mm above ground level and 3m from the pool perimeter; in accordance with the national code. **INSTALLATION OF PLUGS AND SWITCHES SHOULD BE CARRIED OUT BY A QUALIFIED ELECTRICIAN.**

MODEL No.	NOMINAL POOL SIZE	CAPACITY
2012	6.0 x 3.6 METRE	22295 LITRE
2412	7.3 x 3.6 METRE	27300 LITRE
2715	8.2 x 4.5 METRE	37341 LITRE
3015	9.1 x 4.5 METRE	43225 LITRE
3815	11.6 x 4.5 METRE	54600 LITRE

IMPORTANT

PLEASE READ THESE INSTRUCTIONS IN THEIR ENTIRITY BEFORE COMMENCING INSTALLATION

CONTENTS:

	Page No.
Parts Illustration	1
Parts List	2
Ground Plans	3-4
Preparation of Site	5
Pre-assembly	6-7
Preliminary Frame Excavation	7-9
Side Wall Assembly	10-12
Installation of Skimmer	12-13
Installation of Liner	14-15
Seat Assembly	16
Maintenance	16
Safety and Chemicals	16
Chemical Quantities	17
Questions and Answers on Chemical Treatment	17-18
General Questions and Answers	18
Pool Rules	19
Warranty	20

27337/9

27337/G

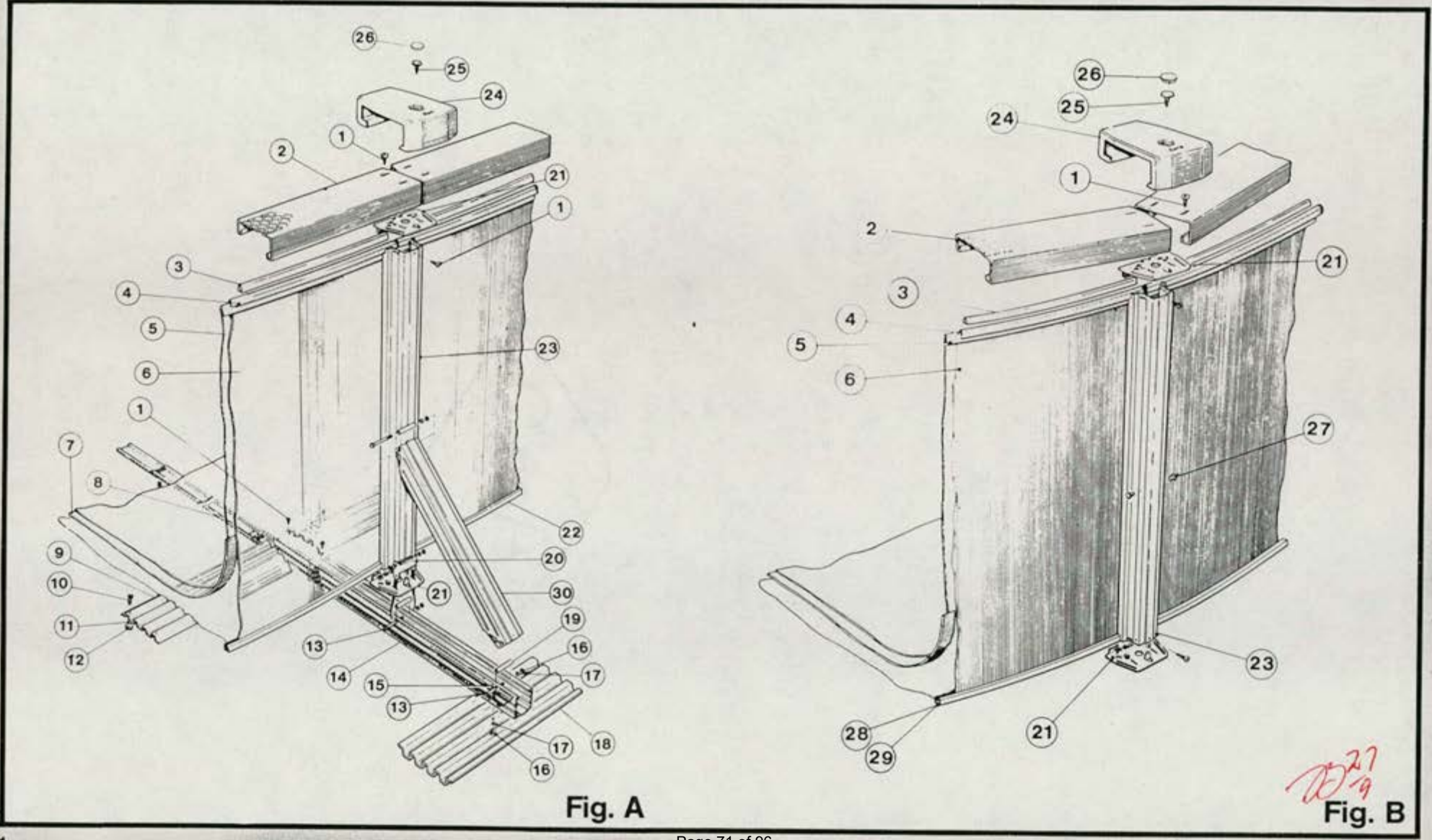


Fig. A

27
27
Fig. B

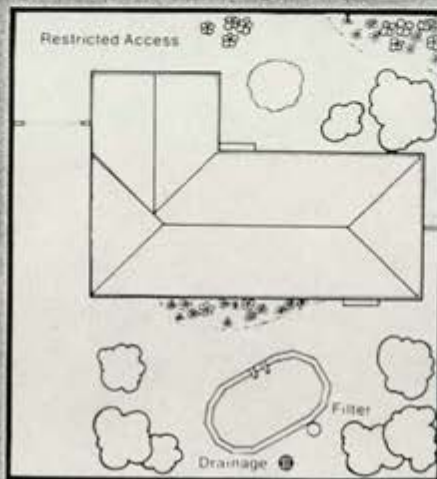
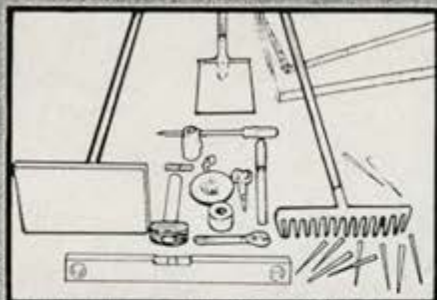
27337/G

Sun Soka

6. You will require the following items to successfully complete your installation.

Tools


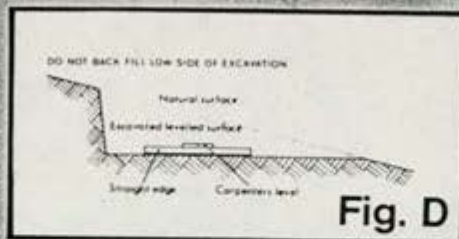
- Straight edge 100mm x 51mm x 3200mm Long.
- Carpenter's Level.
- Line Level.
- Hammer.
- Screw Driver.
- 16m tape.
- Ball of string.
- 1 dozen stakes (about 30cm long).
- Roll adhesive tape.
- Spade, Tamping Tool or Roller 60cm x 60cm x 50mm.
- Concrete Slab (Filter Installation).
- 2 pieces Hardboard (approximately 60cm square).



Shown opposite is a suggested site plan showing filter position, drain point and restricted access to pool from outside property boundaries.



Preparation of Site



8. Preparation of site

The ground upon which your pool is to be erected must be firm and level within 25mm. Mark out the required area (Fig. C). If necessary dig out the high side, check with carpenter's level and straight edge (Fig. D). The success of your installation depends entirely on how well the levelling is performed.

Note: Under no circumstances is the low side of the selected site to be built up. The weight and movement of the pool water will ultimately pack down the filling, causing the pool to sink.

7. **Caution:** Do not erect your pool on gravel, asphalt, tar paper or any oil based materials. It is essential that all traces of hardy weeds be completely removed from under the pool as they may puncture the liner. Vegetation such as nut grass or onion weed must be poisoned with Methyl Bromide or similar potent weed killer before clearing the site. Be sure your pool area is free from stones, sticks, wire, roots and other sharp objects. Concrete is acceptable provided a bed of builders' fatty sand is used under liner.

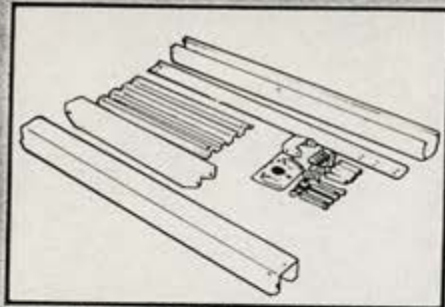
Pool Model	Clean Builders' Fatty Sand (cu. m)
2012	2
2412	2 1/4
2715	2 1/2
3015	3
3815	3 1/4

27337/G

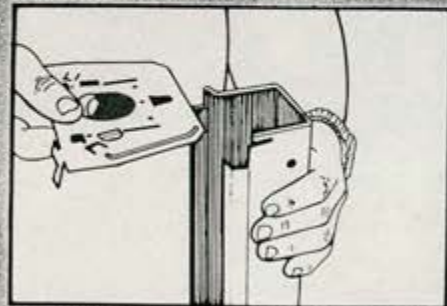
Sun Soka

27337/G

Pre-Assembly



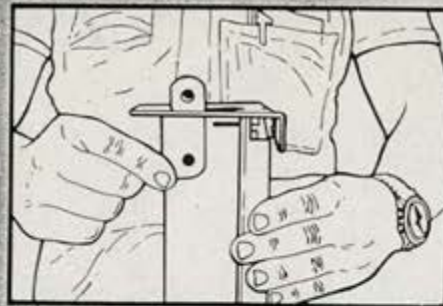
9. Preassembly of side support frame (Fig. A).



10. Fit connector plate (21) onto the bottom of vertical support (23).



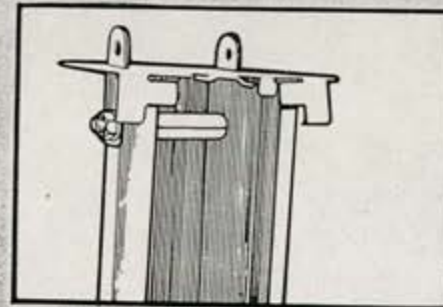
11. Push tabs to hold connector plate in position.




12. Push base channel connector (20) down through connector plate.



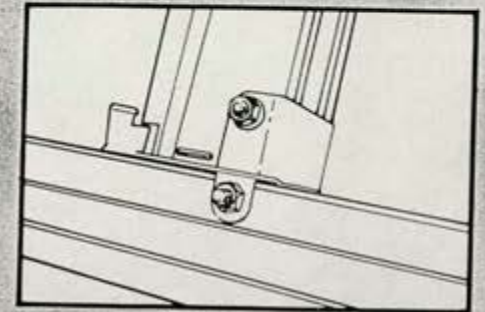
13. Place spacer (19) inside vertical support.



14. Secure connector and vertical with long bolt (13) making sure that the bolt goes through the spacer. Loosely tighten with nut and washer (16 and 17).

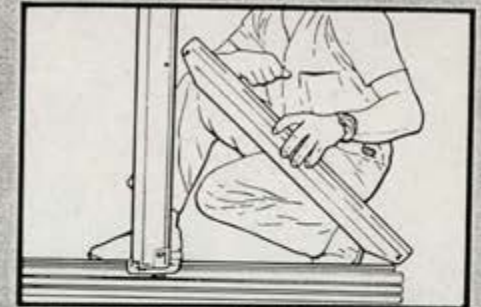


15. Push vertical and connector onto base channel (14).



16. Fasten loosely with bolt, spacer, nut and washer.

Note: Make sure that open side of vertical is facing the 4 small holes in base channel.



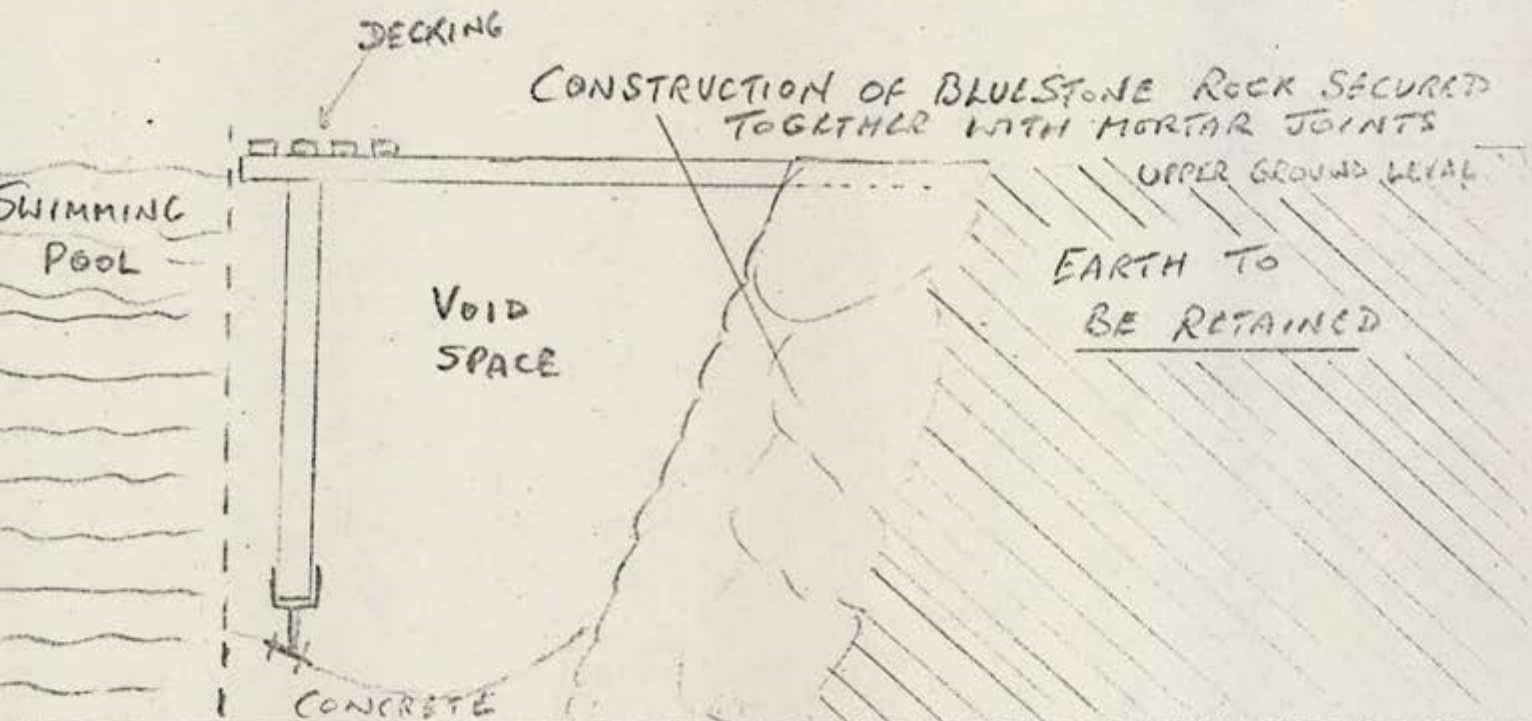
17. Connect diagonal brace (30) onto vertical and base channel using long bolts, spacer, nuts and washers.

PLAN B

RETAINING WALLS TO SOUTH & EAST
OF POOL AND AROUND BAR-BE-QUE

(ALL RETAINING WALLS SIMILAR IN
CONSTRUCTION)

AVERAGE HEIGHT
800 MM



LOWER GROUND LEVEL

READY MIX
CONCRETE

350 mm

x

420 mm

(18 inches deep
x 15 inches
wide)

NO
REINFORCING
MESH USED

PLAN C
RETAINING WALL AT NORTH SIDE
OF POOL.
(NOT TYPICAL OF OTHER RETAINING
WALLS)

MAXIMUM HEIGHT 1260MM

DECKING

CONSTRUCTION
OF BLUE STONE
ROCK WITH
MORTAR
JOINTS

INNER CONSTRUCTION OF
BESSELE BLOCKS 390 MM
LONG BY 185 MM WIDE
BY 185 MM DEEP

JOINTS
TO BEARER
ABOVE


OUTER METAL
CONSTRUCTION
OF SWIMMING
POOL

VOID
SPACE

SAND ON
CONCRETE

GROUND LEVEL

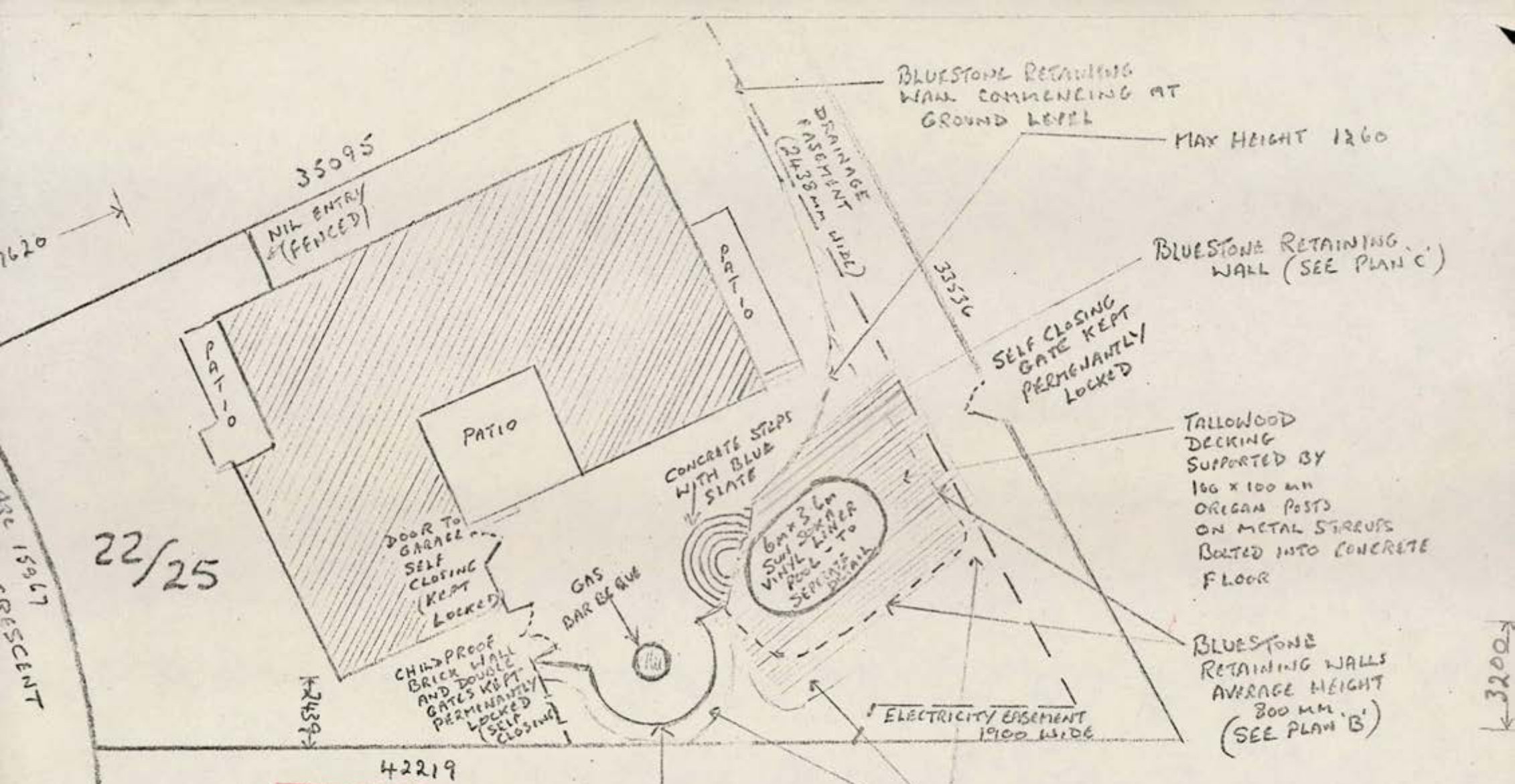
210
(9")



REINFORCED
WITH NO7
MESH

420MM
(18")

CONCRETE



22/25

ARC 15917
CRESCENT

BUILDING WORK EXISTING PRIOR TO APPROVAL UNDER BUILDING ORDINANCE 1972. NO INSPECTIONS CARRIED OUT DURING CONSTRUCTION UNDER S33

BLUESTONE
RETAINING
WALLS AVERAGE
HEIGHT 800 MM
(SEE PLAN 'B')

4500

CONCRETE APRONS UP TO LEVEL OF RETAINING WALLS FOR CONSTRUCTION BY THE HOLDER OF CLASS OF OCCUPANCY: RESIDENCE I

OUTBUILDINGS X
M. Broder
DEPUTY BUILDING CONTROLLER

SITE PLAN
1:200



CERTIFICATE OF OCCUPANCY OR USE

Pursuant to Part V of the Building Ordinance 1972, the building consisting of:

Sliding Door to Pumpas Room

situated at

Block 22	Section 25	Division HOLT
or situated at		

is considered to be substantially in accordance with the prescribed requirements for occupancy and use, subject to the endorsements listed below.

Approved plan Nos. 27337/H		
Type of construction* N/A	Class of occupancy* 1	(*as defined in the Building Manual A.C.T.)
Permit No. 839146	Name of permit holder E.D. Westa OWNER-BUILDER	

Endorsements

BUILDING WORK EXISTING PRIOR TO
 APPROVAL UNDER BUILDING ORDINANCE
 1972. NO INSPECTIONS CARRIED OUT
 DURING CONSTRUCTION UNDER S.36.

The issue of this Certificate does not affect the liability of a person to comply with the provisions of a law of the Territory (including the Building Ordinance) relating to the building work nor does it authorise the use of the land contrary to a provision, covenant or condition of lease.

64084

[Signature]
Deputy Building Controller

14 3 88
date

SEE OVERLEAF

PLANS AND SPECIFICATIONS EXAMINED
AND RECOMMENDED FOR APPROVAL BY

ENGINEER FOR WATER SUPPLY AND SEWERAGE / 119

CHIEF ELECTRICAL ENGINEER / 119

STRUCTURAL ENGINEER / 119

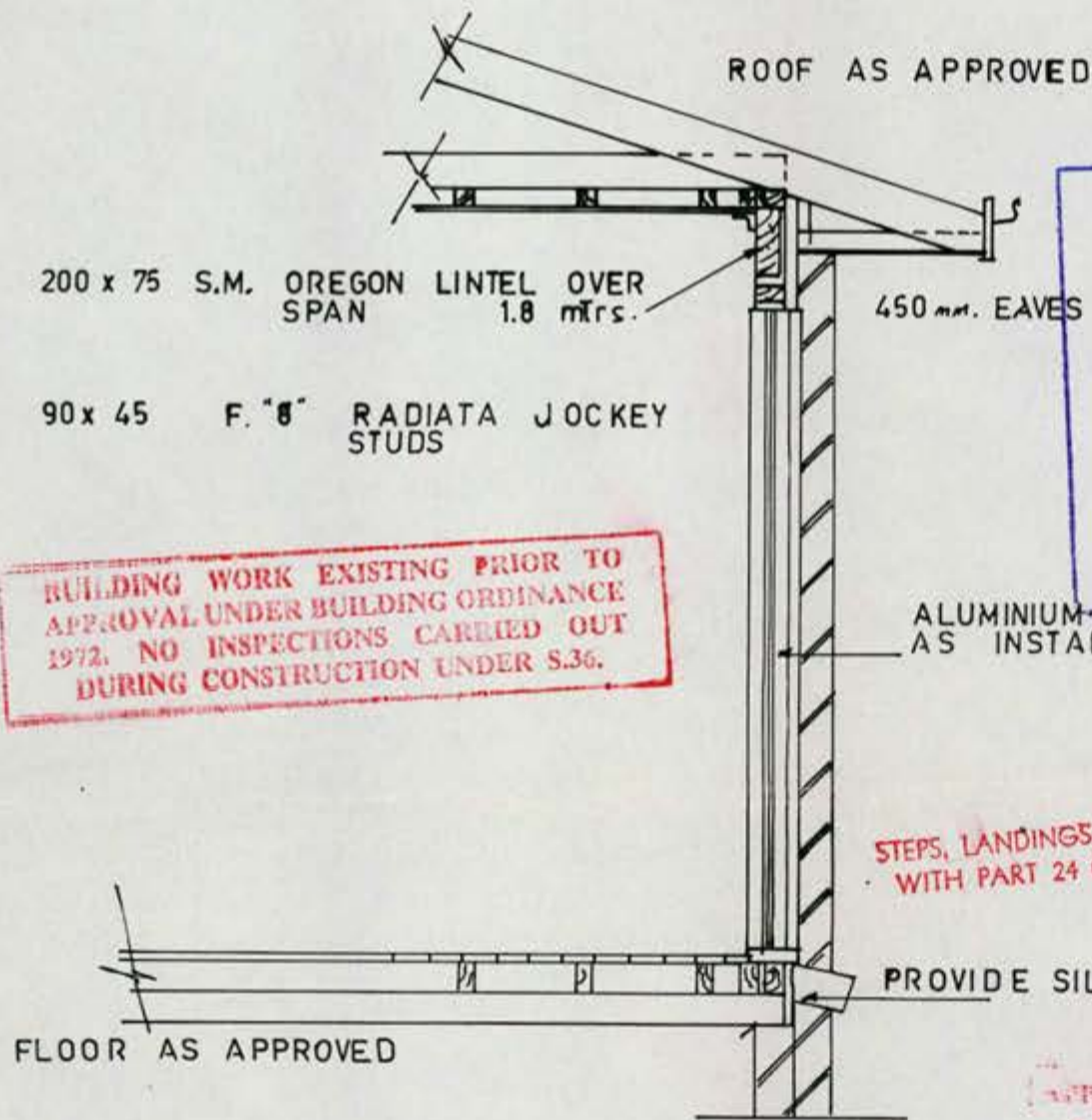
PLANS/FILE No. 27337/A
Received Building Section
- 8 MAY 1986
Dept. Territories & Local Government

S1/2

BUILDINGS (DESIGN AND SITING)
ORDINANCE 1954 AS AMENDED
APPROVAL GRANTED

- 8 MAY 1986

DELEGATE *Michael John*
NATIONAL CAPITAL
DEVELOPMENT COMMISSION



BUILDING WORK SHALL BE CONSTRUCTED IN ACCORDANCE WITH THE APPROVED PLANS THE BUILDING MANUAL ACT, THE NOTATIONS MADE ON THE PLANS AND ANY MATTERS SPECIFIED ON THE BUILDING PERMIT. THE APPROVAL OF PLANS OR THE GRANT OF A BUILDING PERMIT DOES NOT AFFECT THE OPERATION OF ANY OTHER LAW IN THE TERRITORY, NOR DOES IT AUTHORISE THE USE OF THE LAND CONTRARY TO A PROVISION, COVENANT OR CONDITION OF LEASE.

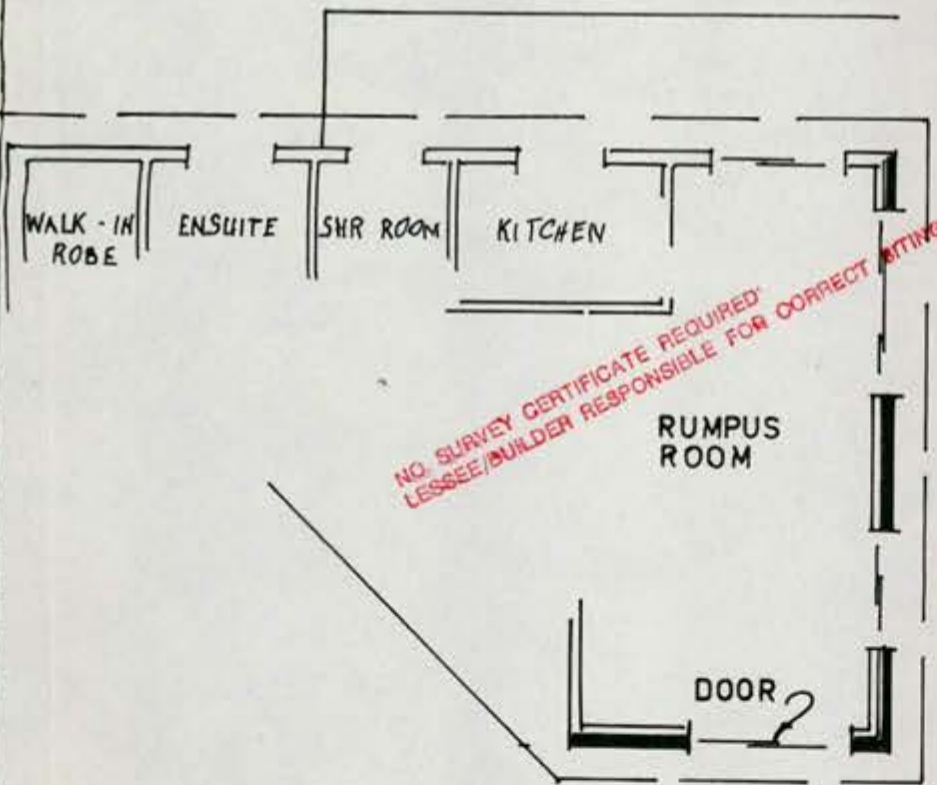
MODIFICATIONS IF APPLICABLE

BUILDING WORK EXISTING PRIOR TO APPROVAL UNDER BUILDING ORDINANCE 1972. NO INSPECTIONS CARRIED OUT DURING CONSTRUCTION UNDER S.36.

STEPS, LANDINGS, BALUSTRADES, TO COMPLY WITH PART 24 OF THE BUILDING MANUAL

APPROVED FOR CONSTRUCTION BY THE HOLDER OF A CLASS "D" LICENCE.
CLASS OF OCCUPANCY: RESIDENCE
OUTBUILDINGS X

Michael John 08 MAY 1986
DEPUTY BUILDING CONTROLLER



PLAN & CROSS SECTION
ALUMINIUM SLIDING DOOR
BLOCK 22
SECTION 25
HOLT
AS IS CONSTRUCTED

PLAN AS APPROVED

LESSEES Mr. & Mrs. E. D. WEBSTER

INSPECTION RECORD

233576/100

Permit Holder:

A. Steffenhagen

Block:

22

Section:

25

Suburb:

Holt

Stage:

Pre-sheet to sunroom

Plan No 27337/I

A brief inspection of parts of the construction on this site has indicated that:

Work may proceed to next stage
 may not proceed to next stage

The following matters appear to require your attention

- ① Ensure minimum ^{5°} pitch to corrugated iron roof.
- ② Ensure compliance with Part 50 of the Building Manual.
- ③ Gutters to remain inside room?
Please clarify.

Note:

Please rebook this inspection stage when rectified

Posted

Left on site

ATOL

Shub 14.3.88
Building Inspector

G. MAUREIRA

20178

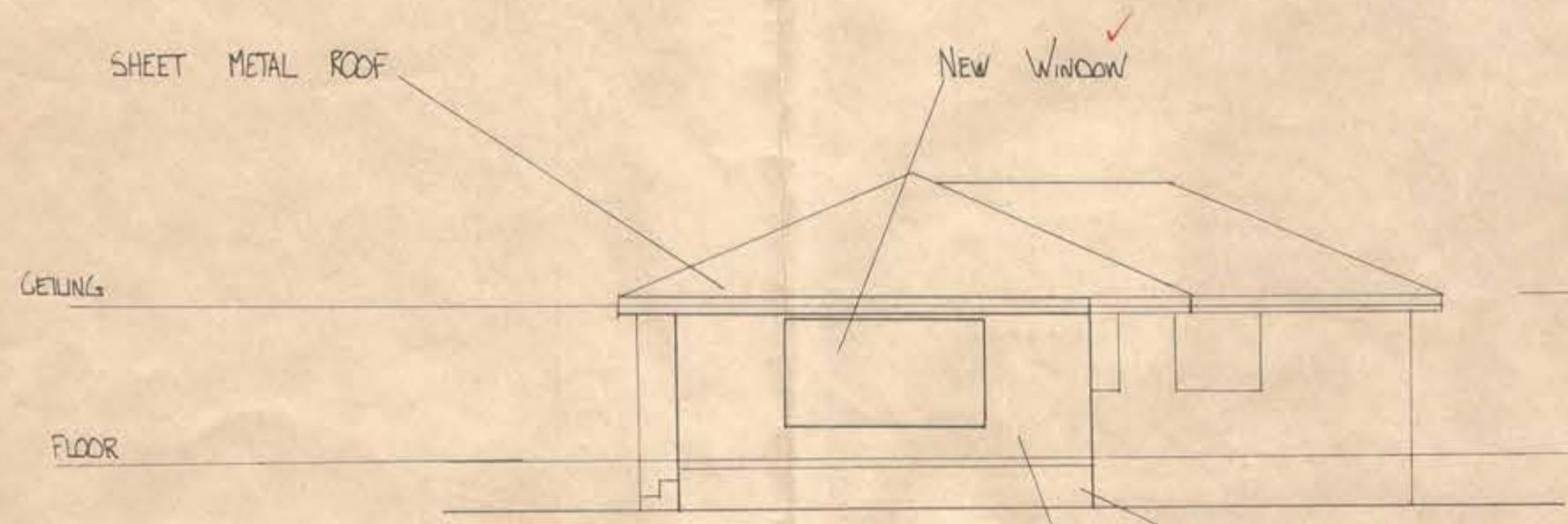
251/2

PLANS/FILE No. 27337/I
 Recd. at Building Dept.
 15 JAN 1988
 Dept. Territories & Local Government

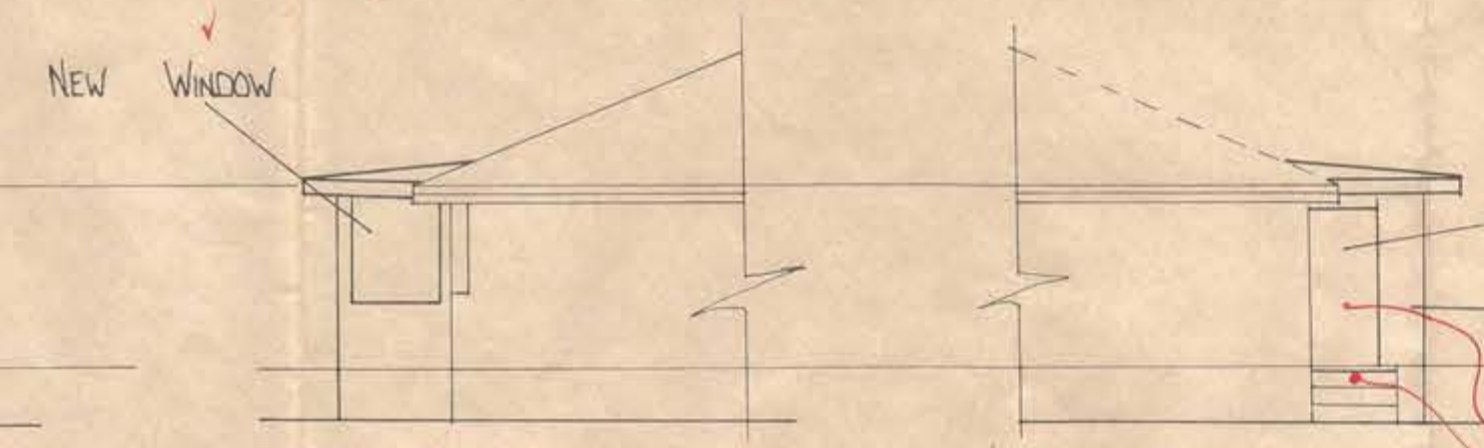
THIS APPROVAL DOES NOT
 SUPERSEDE THE REQUIREMENTS OF
 THE ACT BUILDING MANUAL

APPROVED FOR CONSTRUCTION BY THE HOLDER
 OF A CLASS "C" LICENCE.
 CLASS OF OCCUPANCY: RESIDENCE I
 OUTBUILDINGS X
Prodie 16 FEB 1988
 DEPUTY BUILDING CONTROLLER

BUILDING WORK SHALL BE CONSTRUCTED IN
 ACCORDANCE WITH THE APPROVED PLANS.
 THE BUILDING MANUAL ACT, THE NOTATIONS
 SPECIFIED ON THE PLANS AND ANY MATTERS
 APPROVAL OF PLANS OR THE GRANT OF A
 BUILDING PERMIT DOES NOT AFFECT THE
 OPERATION OF ANY OTHER LAW IN THE TER-
 RITORY NOR DOES IT AUTHORISE THE USE OF
 THE LAND CONTRARY TO A PROVISION,
 COVENANT OR CONDITION OF LEASE.
 MODIFICATIONS IF APPLICABLE

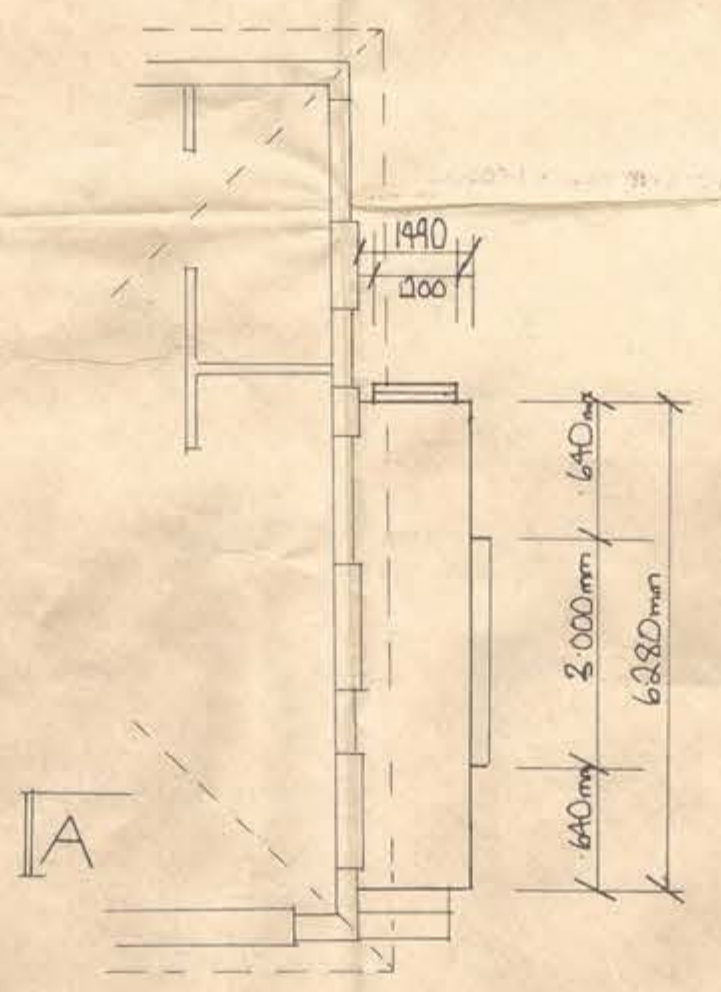


EAST ELEVATION
 1:100
 EXISTING LANDING
 HARDI-FLEX CLADDING

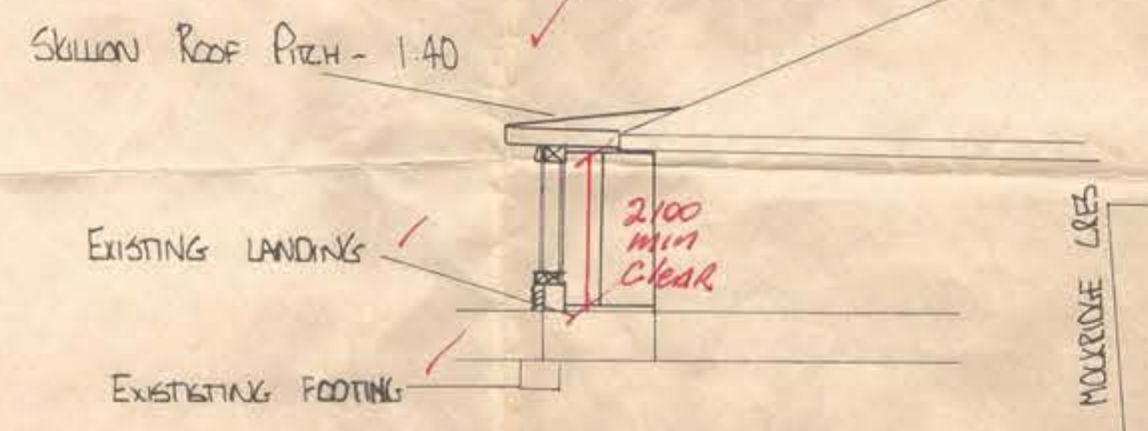


NORTH ELEVATION
 1:100
 SOUTH ELEVATION
 1:100

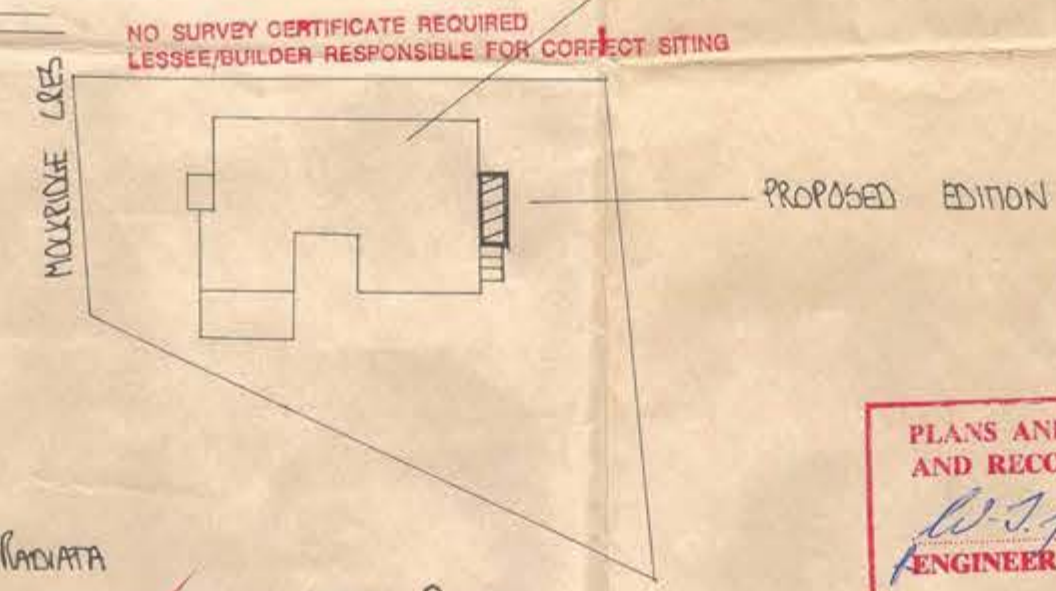
*if door opens out.
 provide landing.*



FLOOR PLAN
 1:100



SECTION A-A



SITE PLAN
 1:500

WALL FRAME TO BE F5 PINUS RADIATA
 90x45 STUDS AT 450 & 90x45 BOTTOM
 PLATE, NOGS. AND TOP PLATE
 25x16 GAL STEEL DIAGONAL BRACING

CONSTRUCTION MUST COMPLY
 WITH A.S. 1684-1979
 'TIMBER FRAMING CODE'
 AND RELEVANT SUPPLEMENTS

NOTES:

CHECK AND VERIFY ALL DIMENSIONS ON SITE PRIOR
 TO COMMENCING ANY WORK ALL MATERIALS AND
 WORKMANSHIP SHALL BE IN ACCORDANCE WITH
 ANY S.A.A. CODES

PLANS AND SPECIFICATIONS EXAMINED
 AND RECOMMENDED FOR A.P. B.O.A. BY
W.S. [Signature] 212/1988
 ENGINEER FOR WATER SUPPLY AND SEWERAGE
 CHIEF ELECTRICAL ENGINEER // /19
 STRUCTURAL ENGINEER // /19

BUILDINGS (DESIGN AND SITING)
 ORDINANCE 1984 AS AMENDED
 APPROVAL GRANTED
 -1 FEB 1988
[Signature]
 DELEGATE
 NATIONAL CAPITAL
 DEVELOPMENT COMMISSION

PROPOSED ADDITIONS TO RESIDENCE
 BLOCK 22 SECTION 25 HOLT A.C.T.
 FOR MRS M. MELECKIS JANUARY 88

PLAN OF SANITARY DRAINAGE

FOR

OWNER *MR & MRS WEBSTER*

BLOCK 22 **SECTION** 25

HOLT

A.C.T.

REFERENCE

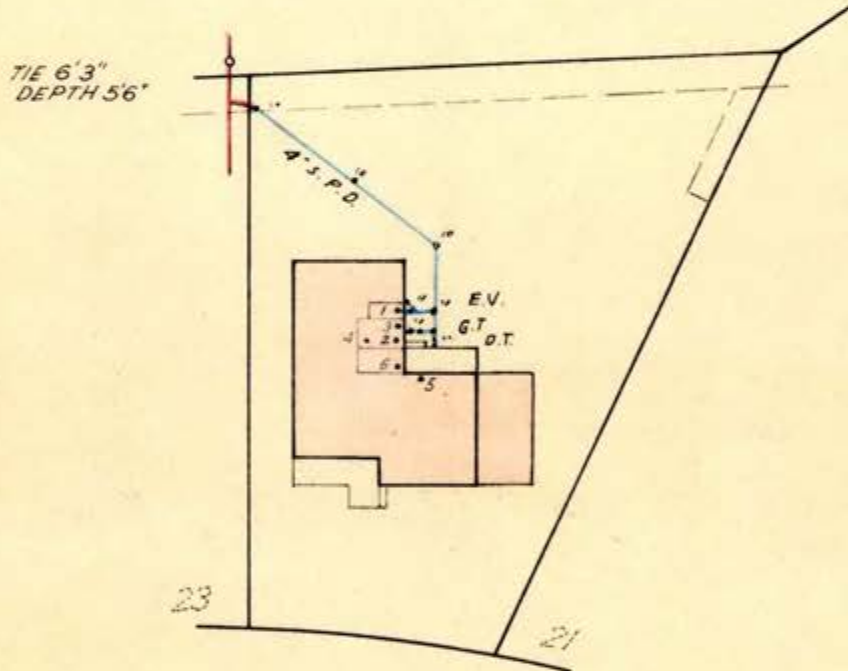
D.T. Disconnecter Trap.	S.P.D. Stoneware Pipe Drain.	I.C. Inspection Chamber.	F.T. Floor Trap.
E.V. Educt Vent.	C.I.P. Cast Iron Pipe.	M.H. Man Hole.	S.V.P. Soil Vent Pipe.
G.T. Gully Trap.	I.O. Inspection Opening.	V.P. Ventilating Pipe.	G.I.T. Grease Interceptor Trap.

NOTE:—All work to be executed in accordance with Canberra Sewerage & Water Supply Regulations.

SCALE 40 FEET TO 1 INCH.

FIXTURES

1. WATER CLOSET.
2. BATH.
3. BASIN.
4. SHOWER.
5. SINK.
6. TROUGHS.



MOCKRIDGE CRESCENT

NOTES — DRAINS TO BE LAID ARE SHOWN IN BLUE LINES.
 THIS PLAN TO BE READ IN CONJUNCTION WITH APPROVED ARCHITECTURAL DRAWINGS AND SPECIFICATIONS.
 DRAINS TO BE DELETED SHOWN BY RED — X.
 EXISTING DRAINS SHOWN IN GREEN LINES.
 POSITION OF BRANCH TO BE LOCATED BEFORE ANY WORK IS COMMENCED.

DESIGNED BY: **G. MOORE & N. SMITH — 95 9236**

DRAWN BY: *N Smith* 8.6.1972

W. J. Toell
 SEWERAGE ENGINEER

14. 6. 1972

OWNER MR. & MRS E. D. WEBSTER



BLOCK 22 SECTION 25 HOLT

REFERENCE

D.T. Disconnector Trap.	S.P.D. Stoneware Pipe Drain.	I.C. Inspection Chamber.	F.T. Floor Trap.
E.V. Educt Vent.	C.I.P. Cast Iron Pipe.	M.H. Man Hole.	S.V.P. Soil Vent Pipe.
G.T. Gully Trap.	I.O. Inspection Opening.	V.P. Ventilating Pipe.	V.R. Vertical Riser.
J.U. Jump Up.	F.P. Fixed Point.	E.J. Expansion Joint.	UPVCPD. UPVC Pipe Drain.

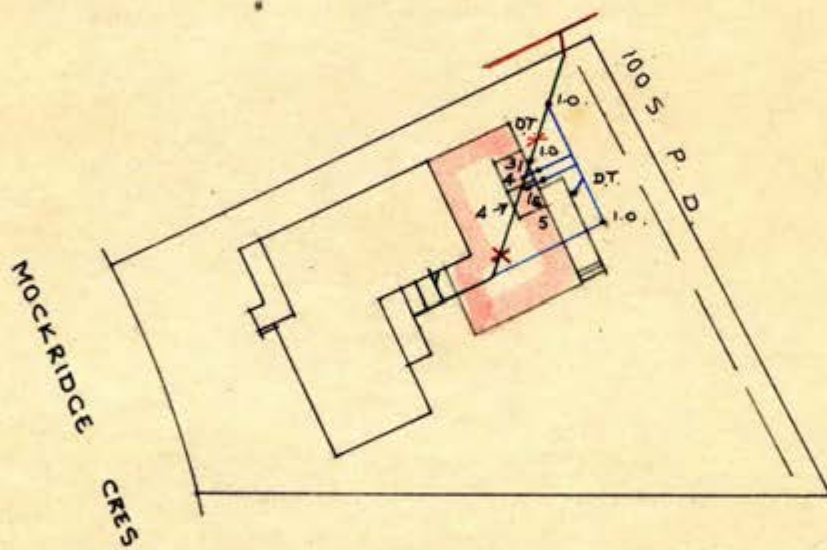
NOTE: All work to be executed in accordance with Canberra Sewerage & Water Supply Regulations

SCALE - METRIC 1:500

FIXTURES

	No. off		No. off
1. WATER CLOSET	2	6. TROUGHS	1
2. BATH	-	7. URINAL	-
3. BASIN	1	8. CLEANERS SINK	-
4. SHOWER	2	9. WASTE DISPOSAL UNIT	-
5. SINK	1	10. BIDET	-

ADDITIONAL WORK



NOTES

- DRAINS TO BE LAID ARE SHOWN IN BLUE LINES. THIS PLAN TO BE READ IN CONJUNCTION WITH APPROVED ARCHITECTURAL PLANS AND SPECIFICATIONS.
- DRAINS TO BE DELETED SHOWN BY RED X. EXISTING DRAINS SHOWN IN GREEN LINES.
- POSITION OF BRANCH TO BE LOCATED BEFORE ANY WORK IS COMMENCED.
- ~~DRAINS TO BE LAID IN U.P.V.C. UNPLASTICISED POLYVINYL CHLORIDE IN ACCORDANCE WITH A.S.A. GA 67-1972 AND CANBERRA CODE OF PRACTICE ISSUE 1 JULY 1974.~~
- DRAINS BELOW BUILDINGS MUST BE RETESTED. DRAINS HAVING CEMENT JOINTS MUST BE TOTALLY SURROUNDED BY CEMENT CONCRETE 150 mm THICK.

Designed by: McINNES DRAUGHTING

J. M. Toled
SEWERAGE ENGINEER

12/4/78

Energy Efficiency Rating



UNDERSTANDING YOUR ENERGY EFFICIENCY RATING (EER)

An energy efficiency rating (EER) is a rating used to identify the energy efficiency of homes in the ACT.

The Civil Law (Sale of Residential Property) Act 2003 requires all homes being sold in the ACT to carry an energy efficiency rating (EER). This enables owners and buyers to compare a home's passive energy performance characteristics with others for sale in the Territory.

In the ACT, established homes are assessed using 1st generation software, and can achieve **0 to 6 stars** in the rating scheme.

Houses with a higher EER are more cost and energy efficient, use less energy for heating and cooling, generate lower greenhouse gas emissions, and are more comfortable.

What information is taken into account when assessing my homes energy efficiency?

- Layout of the home
- Construction of its roof, walls, windows, and floor
- Wall, floor, and ceiling insulations
- Orientation of windows and shading of the sun's path and local breezes
- Influence of the local climate
- Air leakages

What information is not applicable when assessing my homes energy efficiency?

- Heating and cooling
- Hot water systems
- Lighting systems and appliances
- Solar panels

How can I improve my energy efficiency rating?

Your energy efficiency report will include a list of design options (unless it's already achieved the maximum rating of 6 stars). This will outline the improvements that can be made to gain additional points and increase the overall star rating of your home.

When I built my home, I was provided with a 10-star energy rating. Why has this decreased?

The ACT Government has two software systems in place to generate energy efficiency ratings:

1. Established homes: An on site assessment using 1st generation software. A maximum of 6 stars can be achieved.
2. Brand new homes: A computer based assessment using 2nd generation software. A maximum of 10 stars can be achieved.

If you hold an energy efficiency rating that exceeds 6 stars, it is a 2nd generation EER and would have been provided when your home was brand new.

When assessing a home's energy efficiency for the purpose of sale, property inspection companies are required to use 1st generation software, which will achieve a maximum of 6 stars.

FirstRate Report



YOUR HOUSE ENERGY RATING IS: ★★☆☆☆ **4.5 STARS**
in Climate: 24

SCORE: 3 POINTS

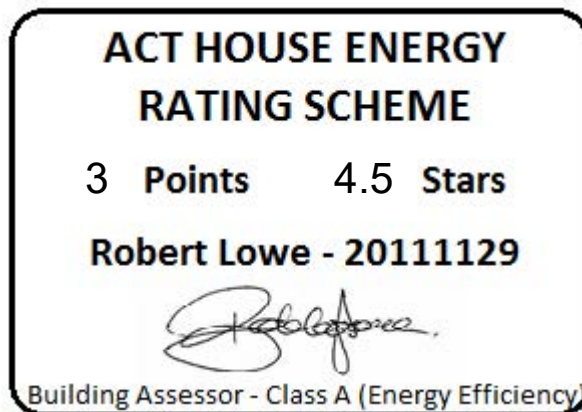
Name: Deacon

Ref No: 69834

House Title: Block 22 Section 25 HOLT

Date: 01-05-2026



Address: 33 Mockridge Crescent, Holt ACT 2615



This rating only applies to the floor plan, construction details, orientation and climate as submitted and included in the attached Rating Summary. Changes to any of these could affect the rating.

IMPROVING YOUR RATING

The table below shows the current rating of your house and its potential for improvement.

Star Rating	POOR			AVERAGE				GOOD				V. GOOD
	0 Star	★	★★	★★★	★★★★	★★★★★	★★★★★★	★★★★★★★	★★★★★★★★	★★★★★★★★★	★★★★★★★★★★	
Point Score	-71	-70	-46	-45	-26	-25	-11	-10	4	5	16	17
Current	3											
Potential	27											

Incorporating these design options will add the additional points required to achieve the potential rating shown in the table. Each point represents about a 1% change in energy efficiency. This list is only a guide to the range of options that could be used.

Design options

Additional points

Change added wall insulation	R 2.5	14
Change curtain to	Heavy Drapes & Pelmets	5
Seal Internal Doors		1
Seal Gaps & Cracks		3

ORIENTATION

Orientation is one of the key factors which influences energy efficiency. This dwelling will achieve different scores and star ratings for different orientations.

Current Rating	3	★★★★☆
-----------------------	----------	--------------

Largest windows in the dwelling;

Direction : WNW

Area : 10 m²

The table below shows the total score for the dwelling when these windows face the direction indicated.

Note that obstructions overshadowing windows have been removed from all windows in these ratings to allow better comparisons to be made between orientations.

ORIENTATION	POINT SCORE	STAR RATING
1. West	6	★★★★★
2. North West	7	★★★★★
3. North	8	★★★★★
4. North East	8	★★★★★
5. East	7	★★★★★
6. South East	4	★★★★☆
7. South	3	★★★★☆
8. South West	4	★★★★☆

FirstRate Mode
Climate: 24

RATING SUMMARY for: Block 22 Section 25 HOLT, 33 Mockridge Crescent, Holt ACT 2615,

Assessor's Name:

Net Conditioned Floor Area: 148.1 m²

				Points		
Feature				Winter	Summer	Total
CEILING				6	0	6
Surface Area:	0	Insulation:	6			
WALL				-9	1	-9
Surface Area:	-4	Insulation:	-4	Mass:	0	
FLOOR				12	-4	8
Surface Area:	0	Insulation:	8	Mass:	0	
AIR LEAKAGE (Percentage of score shown for each element)				4	0	4
Fire Place	0 %	Vented Skylights	0 %			
Fixed Vents	0 %	Windows	30 %			
Exhaust Fans	5 %	Doors	22 %			
Down Lights	0 %	Gaps (around frames)	43 %			
DESIGN FEATURES				0	1	1
Cross Ventilation	1					
ROOF GLAZING				0	-1	-2
Winter Gain	1	Winter Loss	-1			
WINDOWS				-1	-10	-11
Window Direction	Area		Point Scores			
	m2	%NCFA	Winter* Loss	Winter Gain	Summer Gain	Total
NNE	9	6%	-6	9	-2	1
ESE	5	3%	-3	3	-1	-1
SSW	10	7%	-5	3	-2	-5
WNW	10	6%	-7	6	-5	-5
Total	33	22%	-21	20	-10	-11

* Air movement over glazing can significantly increase winter heat losses. SEAV recommends heating/cooling duct outlets be positioned to avoid air movement across glass or use deflectors to direct air away from glass.

The contribution of heavyweight materials to the window score is -1 points

				Winter	Summer	Total
RATING	★★★★☆			12	-15	3*
SCORE						

* includes 6 points from Area Adjustment

Detailed House Data

House Details

ClientName Deacon
HouseTitle Block 22 Section 25 HOLT
StreetAddress 33 Mockridge Crescent, Holt ACT 2615
FileCreated 01-05-2026

Climate Details

State
Town Canberra
Postcode 2600
Zone 24

Floor Details

ID	Construction	Sub Floor	Upper	Shared	Foil	Carpet	Ins RValue	Area
1	Timber	Enclosed	No	No	No	Float Timb	R2.0	155.7m ²
2	Timber	Enclosed	No	No	No	Tiles	R2.0	7.0m ²

Wall Details

ID	Construction	Shared	Ins RValue	Length	Height
1	Brick Veneer	No	R0.5	58.3m	2.4m
2	Weatherboard	Yes	R0.0	8.3m	2.4m

Ceiling Details

ID	Construction	Shared	Foil	Ins RValue	Area
1	Flat - Framed	No	Yes	R4.0	67.0m ²
2	Attic - Low Ventilation	No	Yes	R4.0	95.7m ²

Window Details

ID	Dir	Height	Width	Utility	Glass	Frame	Curtain	Blind	Fixed & Adj Eave	Fixed Eave	Head to Eave
1	WNW	1.5m	1.8m	No	DG2	PVC	HB	No	0.6m	0.6m	0.2m
3	WNW	1.4m	1.5m	No	DG2	PVC	HB	No	0.6m	0.6m	0.2m
4	NNE	1.4m	1.2m	No	DG2	PVC	HB	No	0.6m	0.6m	0.2m
5	NNE	1.4m	1.8m	No	DG2	PVC	HB	No	0.6m	0.6m	0.2m
6	NNE	1.4m	0.6m	No	DG2	PVC	NC	No	0.6m	0.6m	0.2m
7	NNE	1.5m	2.8m	No	DG2	PVC	HB	No	0.6m	0.6m	0.2m
8	ESE	1.2m	1.5m	No	DG2	PVC	NC	No	0.6m	0.6m	0.2m
9	ESE	1.2m	1.8m	No	DG2	PVC	NC	No	0.6m	0.6m	0.2m
12	SSW	1.2m	2.7m	No	DG2	PVC	HB	No	0.6m	0.6m	0.2m
13	SSW	1.2m	2.7m	No	DG2	PVC	HB	No	0.6m	0.6m	0.2m
14	WNW	2.1m	1.8m	No	DG2	PVC	HB	No	0.6m	0.6m	0.2m
14	WNW	1.2m	0.8m	No	DG2	PVC	HB	No	0.6m	0.6m	0.2m
17	SSW	1.0m	1.2m	Yes	DG2	PVC	NC	No	0.6m	0.6m	0.2m
18	SSW	2.1m	1.0m	Yes	DG2	PVC	NC	No	0.6m	0.6m	0.2m
19	ESE	1.0m	0.6m	Yes	DG2	PVC	NC	No	0.6m	0.6m	0.2m

Window Shading Details

ID	Dir	Height	Width	Obst Height	Obst Dist	Obst Width	Obst Offset	LShape Left Fin	LShape Left Off	LShape Right Fin	LShape Right Off
5	NNE	1.4m	1.8m	5.0m	6.0m	23.8m	-11.0m	0.0m	0.0m	0.0m	0.0m
6	NNE	1.4m	0.6m	5.0m	6.0m	22.6m	-11.0m	0.0m	0.0m	0.0m	0.0m
7	NNE	1.5m	2.8m	5.0m	6.0m	24.8m	-11.0m	0.0m	0.0m	0.0m	0.0m
14	WNW	2.1m	1.8m	2.4m	6.0m	5.0m	-0.4m	0.0m	0.0m	6.0m	2.4m
14	WNW	1.2m	0.8m	2.4m	6.0m	5.0m	-0.4m	0.0m	0.0m	6.0m	0.1m
17	SSW	1.0m	1.2m	0.0m	0.0m	0.0m	0.0m	5.0m	4.0m	5.0m	0.0m
18	SSW	2.1m	1.0m	0.0m	0.0m	0.0m	0.0m	5.0m	2.3m	5.0m	1.7m
19	ESE	1.0m	0.6m	4.0m	6.0m	22.4m	-11.0m	5.0m	0.6m	0.0m	0.0m

Insurance Certificates & Tax Invoice



If a home was built before 1990 it may contain dangerous asbestos material

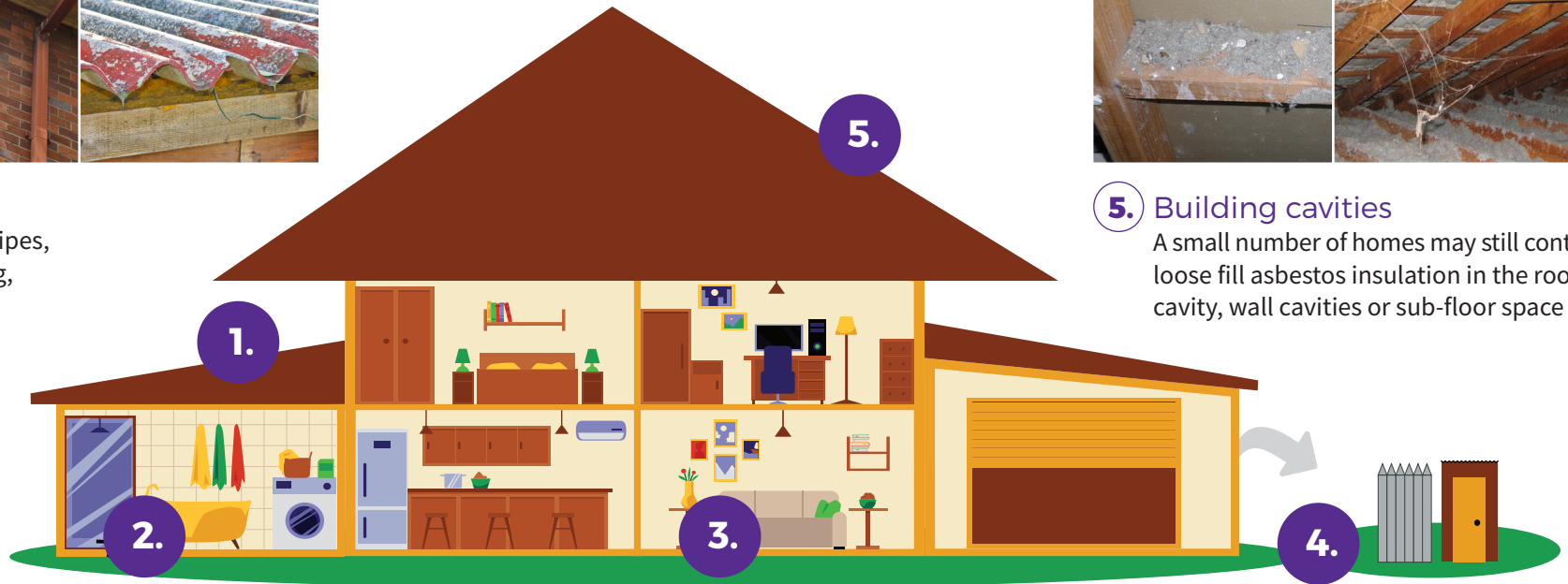
Identify where asbestos materials might be. Five common places are:



- 1.** Exterior
roof sheeting, gutters, downpipes,
ridge capping, eaves, cladding,
electrical switchboards



- 5.** Building cavities
A small number of homes may still contain
loose fill asbestos insulation in the roof
cavity, wall cavities or sub-floor space



- 2.** Wet areas - bathroom, laundry and kitchen
wall and ceiling panels, vinyl floor tiles, backing for wall tiles
and splashbacks, hot water pipe insulation



- 3.** Internal areas
wall and ceiling panels, carpet underlay,
textured panels, insulation in domestic
heaters



- 4.** Backyard
fences, sheds, garages, carports, dog kennels, buried or
dumped waste, letterboxes, swimming pools

If a home was built before 1990 it may contain dangerous asbestos material

Assess the risk

A licensed asbestos assessor can help identify asbestos in your home and its condition.

Asbestos materials become dangerous when:



Broken or in poor
condition



Damaged
accidentally



Disturbed during
renovation or repairs



Loose fill asbestos
insulation



Manage asbestos safely

- Monitor the condition of asbestos in your home
- Inform tradespeople of locations of asbestos in your home
- Avoid disturbing or damaging asbestos if working on your home
- Engage a licensed asbestos removalist to remove asbestos

If you suspect your home contains loose fill asbestos insulation, contact Access Canberra

TO WHOM THIS MAY CONCERN

9th March 2026

Certificate of Currency

Dear Sir or Madam,

We, the undersigned Insurance Brokers acting on behalf of the Insured, hereby certify that the following described insurance is in force at this date.

TYPE OF INSURANCE: Professional Indemnity Insurance

INSURED: ACT Property Inspections Pty Ltd.

ADDRESS OF INSURED: Unit 1/33 Atree Court, Phillip ACT 2606, Australia.

POLICY NUMBER: B0507OE2600060

PERIOD: From: 30th March 2026 to: 30th March 2027
At 4pm Local Standard Time at the Principal Address of the Insured.

LIMIT OF LIABILITY: AUD 5,000,000 in the annual aggregate inclusive of costs and expenses plus one reinstatement.

INSURERS: 100% Lloyd's of London

This letter is provided as a matter of information only and confers no rights on the holder. Our duties in relation to this insurance are to our client and we accept no duty of care or responsibility to you or any other third party and any liability to you or a third party is excluded. This letter does not amend, extend, or alter the coverage afforded by the policy, nor does it purport to set out all of the policy terms, conditions and exclusions. The policy terms, conditions, limits, and exclusions may alter after the date of this document or the insurance may terminate or be cancelled, and the limits shown may be reduced to pay claims. We have no obligation to advise you of any changes which may be made to the policy or to advise you of their cancellation or termination.

Issued on behalf of Price Forbes & Partners



Adam Power
Executive Director



**ACT
PROPERTY
INSPECTIONS**

TAX INVOICE

Kassandra Deacon & Joshua Deacon
33 Mockridge Cres
HOLT ACT 2615
AUSTRALIA

Invoice Date
24 Apr 2026

Invoice Number
INV-69834

ACT Property Inspections
(02) 6232 4540
Unit 1, 33 Altree Ct
PHILLIP ACT 2606
ABN: 33 600 397 466

Description	Quantity	Unit Price	GST	Amount AUD
ACTPLA Fees - No GST	1.00	186.70	GST Free	186.70
Property Report	1.00	1,475.73	10%	1,475.73
Energy Efficiency Report (Complimentary)	1.00	0.00		0.00
Deferred Payment (Complimentary)	1.00	0.00		0.00
			Subtotal	1,662.43
			TOTAL GST 10%	147.57
			TOTAL AUD	1,810.00

Due Date: 21 Oct 2026

Payment terms – Deferred payment account. This account should be paid in full within 14 days on the earlier of:

- (a) Settlement of the property
- (b) If the Property has not been listed for sale within 3 months of the Property Inspection Date
- (c) If the property is no longer listed for sale
- (d) 180 days after the Property Inspection Date

Please pay within the payment terms to avoid the Deferred Payment Fee. Note: all bank/legal fees incurred in obtaining payment will be the customer's responsibility

Payment Options

Pexa : please quote the invoice number as the reference

Direct Deposit : BSB: 012084 Account Number: 194679655

Account Name: ACT Property Inspections Pty Ltd

Please reference your name and invoice number

Cheques : please make payable to ACT Property Inspections Pty Ltd

[View and pay online now](#)



**ACT
PROPERTY
INSPECTIONS**

RECEIPT

Kassandra Deacon & Joshua Deacon
33 Mockridge Cres
HOLT ACT 2615
AUSTRALIA

Payment Date
30 Apr 2026

Sent Date
1 May 2026

ABN:
33 600 397 466

ACT Property Inspections
(02) 6232 4540
Unit 1, 33 Altree Ct
PHILLIP ACT 2606
ABN: 33 600 397 466

Total AUD paid	1,810.00
-----------------------	-----------------

Invoice Date	Reference	Payment Reference	Invoice Total	Amount Paid	Still Owing
24 Apr 2026	INV-69834	Payment	1,810.00	1,810.00	0.00
			Total AUD	1,810.00	0.00
