


Report



LIMITED LIABILITY TO A PURCHASER WITHIN THE AUSTRALIAN CAPITAL TERRITORY

This Report is made solely for the use and benefit of the Client. The Consultant is not liable for any reliance placed on this report by any third party. However, within the ACT only and in accordance with the Civil Law (Sale of Residential Property) Act 2003 and the Civil Law (Sale of Residential Property) Regulations 2004, a copy of the report must be attached to the Contract for Sale and may in certain circumstances be relied upon by the Purchaser of residential property.

The circumstances in which a Purchaser of residential property within the ACT may rely on this report in respect of the state of the property at the time of the inspection are as follows:

- (a)** The inspection was carried out no earlier than three months before the day the property was first advertised or offered for sale or listed by an agent; and
- (b)** The date on which the contract was entered into was not more than 180 days after the date of the inspection.
- (c)** The report is provided to the Purchaser prior to or at the time the Contract for Sale is entered into between the Purchaser and vendor.
- (d)** The service requested is the Standard Inspection Report.

Building Report



CONCLUSION AND SUMMARY

The purpose of the Inspection is to identify the major defects and safety hazards associated with the property at the time of the Inspection. The Inspection and reporting are limited to a visual assessment of the Building Members in accord with Appendix C AS4349.1-2007.

The overall condition of this building has been compared to similar constructed buildings of approximately the same age where those buildings have had a maintenance program implemented to ensure that the building members are still fit for purpose.

The incidence of Major Defects in this Residential Building as compared with similar Buildings is considered: **Low**

The incidence of Minor Defects in this Residential Building as compared with similar Buildings is considered: **Low**

The overall condition of this Residential Dwelling in the context of its age, type and general expectations of similar properties is: **Above Average**

Please Note: This is a general appraisal only and cannot be relied upon on its own – read the Report in its entirety.

This Summary is supplied to allow a quick and superficial overview of the Inspection results. This Summary is NOT the Report and cannot be relied upon on its own. This Summary must be read in conjunction with the full Report and not in isolation from the Report. If there should happen to be any discrepancy between anything in the Report and anything in this Summary, the information in the Report shall override that in this Summary.

PROPERTY STATISTICS

Building Report	Above Average
Compliance Report	Please read full compliance report section of the report
Pest Inspection	No active subterranean termites (live specimen) were found
Energy Efficiency Rating	6.0 Stars
Inspection Date	Monday, April 13 th 2026
Name of Assessor	Ned Strickland
Reference Number	68648
Address of Property Inspected	11 Drummond Row, Yarralumla ACT 2600
Client	McShane
Block and Section	Block 14 Section 55 YARRALUMLA
Year original residence COU was issued	2025
Block size (approximately)	619m ²
House size This measurement has been obtained by scaling off the provided drawings and should be used as an approximate guide only.	Lower Level: 117.00m ² Upper Level: 152.00m ² Total: 269.00m ² Garage: 47.00m ²
Weather conditions at time of Inspection	Fine
Occupancy Status	Occupied

*The table above is to be used as a quick reference. Please read the full Report before reaching your conclusion regarding the condition of the Property.

Whilst every care has been taken to ensure the accuracy of the property house and block size, we accept no responsibility for any inaccuracies as supplying this information exceeds a standard building inspection under AS4349.1-2007.

PROPERTY CONSTRUCTION DETAILS

Flooring	Concrete slab on ground to the ground floor level. Timber bearer and joists to the upper floor level
External walls	Brick veneer and lightweight cladding
Roof framing	Timber: Truss roof framing
Roof cladding	Colorbond roof cladding
Glazing	Double glazed windows
Cooktop	Electric cooktop
Oven	Electric oven
Dishwasher	A dishwasher has been installed

*Whilst every care has been taken to ensure the accuracy of the property construction details, we accept no responsibility for any inaccuracies of construction details or testing of appliances.

GENERAL ACCESS LIMITATIONS

Internal	At the time of inspection, the building was furnished. This allows for a limited inspection in areas not restricted by furnishings, stored goods, floor mats, etc.
External	No inspection was made to sections of the residence and/or structures built on the side boundary
Roof void	NOTE. Inspection around the eaves was restricted due to low pitch and clearance to allow bodily access in this area. This allows only for a limited visual inspection from a distance to be carried out. Other restrictions found in the roof void: Insulation on top of ceiling restricting visual inspection of the ceiling framing The inspection of the roof void was restricted to a visual inspection from the roof access point due to the low roof pitch not allowing bodily access
On-top of roof	No inspection was made to the roof as roof could not be accessed with a 3.6m ladder
Garage	The inspection of the garage was restricted due to stored goods being kept in the area at the time of inspection

*Where access is noted as limited or restricted, it is recommended that access be gained to these areas as these areas may contain concealed defects.

DEFINITIONS

Good	The item is in the Inspector's opinion of an acceptable standard with no defects visible. Superficial defects will not be commented on
Fair	The item in the Inspector's opinion has some minor defects and requires minimal maintenance or repair
Poor	The item in the Inspector's opinion needs significant repair or replacement

ENTRANCE

Ceiling	Good
Walls	Good
Door and door hardware	Good
Floor coverings	Good

LIVING ROOM

Ceiling	Good
Walls	Good
Door and door hardware	Good
Floor coverings	Good

LOUNGE ROOM

Ceiling	Good
Walls	Good
Door and door hardware	Good
Floor coverings	Good

DINING ROOM

Ceiling	Good
Walls	Good
Door and door hardware	Good
Floor coverings	Good

KITCHEN

Ceiling	Good
Walls	Good
Door and door hardware	Good
Floor coverings	Good
Kitchen cupboards	Good
Bench top	Good
Splashback	Good
Exhaust fan	The exhaust fan was operational at the time of inspection

BUTLERS PANTRY

Ceiling	Good
Walls	Good
Door and door hardware	Good
Floor coverings	Good

HALLWAY

Ceiling	Good
Walls	Good
Door and door hardware	Good
Floor coverings	Good

STAIRWELL

Ceiling	Good
Walls	Good
Door and door hardware	Good
Floor coverings	Good
Handrail	Good

STUDY

Ceiling	Good
Walls	Good
Door and door hardware	Good
Floor coverings	Good

MASTER BEDROOM

Ceiling	Good
Walls	Good
Door and door hardware	Good
Floor coverings	Good

WALK IN WARDROBE

Ceiling	Good
Walls	Good
Door and door hardware	Good
Floor coverings	Good

BEDROOM 1

Ceiling	Good
Walls	Good
Door and door hardware	Good
Floor coverings	Good
Wardrobe	Good

BEDROOM 2

Ceiling	Good
Walls	Good
Door and door hardware	Good
Floor coverings	Good
Wardrobe	Good

BEDROOM 3

Ceiling	Good
Walls	Good
Door and door hardware	Good
Floor coverings	Good
Wardrobe	Good

ENSUITE – MASTER BEDROOM

Ceiling	Good
Walls	Good
Door and door hardware	Good
Floor coverings	Good
Water leakage in shower area?	There was no water leakage detected
Floor and wall tiles in shower area	Good
Vanity/Basin	Good
Taps	Good
Bath	Good
Toilet suite	Good
Exhaust fan	The exhaust fan was operational at the time of inspection

ENSUITE – BEDROOM 1

Ceiling	Good
Walls	Good
Door and door hardware	Good
Floor coverings	Good
Water leakage in shower area?	There was no water leakage detected
Floor and wall tiles in shower area	Good
Vanity/Basin	Good
Taps	Good
Bath	Good
Toilet suite	Good
Exhaust fan	The exhaust fan was operational at the time of inspection

BATHROOM

Ceiling	Good
Walls	Good
Door and door hardware	Good
Floor coverings	Good
Shower screen	Good
Water leakage in shower area?	There was no water leakage detected
Floor and wall tiles in shower area	Good
Vanity/Basin	Good
Taps	Good
Bath	Good
Toilet suite	Good
Exhaust fan	The exhaust fan was operational at the time of inspection

POWDER ROOM – UPPER LEVEL

Ceiling	Good
Walls	Good
Door and door hardware	Good
Floor coverings	Good
Vanity/Basin	Good
Taps	Good
Toilet suite	Good
Exhaust fan	The exhaust fan was operational at the time of inspection

POWDER ROOM – LOWER LEVEL

Ceiling	Good
Walls	Good
Door and door hardware	Good
Floor coverings	Good
Vanity/Basin	Good
Taps	Good
Toilet suite	Good
Exhaust fan	The exhaust fan was operational at the time of inspection

LAUNDRY

Ceiling	Good
Walls	Good
Door and door hardware	Good
Floor coverings	Good
Laundry tub	Good
Splashback	Good
Exhaust fan	An exhaust fan is not installed; however, ventilation is provided to the room by opening the window

ROOF CAVITY

Construction	Good
--------------	------

EXTERIOR

Driveway and paths	Good. No major cracking noted
Roof covering	Good
Roof flashings	Good
Eaves	Good
Fascia	Good
Gutters	Good
External walls	Good. No major cracking noted
Windows	Good
Fences	Good
Gate	Good
Alfresco	Good
Balcony	Good
Retaining walls	Good
Site drainage	The site generally drains away from the perimeter of the building

GARAGE

Slab	Good. No major cracking noted
Ceiling	Good
Walls	Good. No major cracking noted
Garage door	Good
Is an auto opener installed on the roller door?	Yes
Access door	Good

DEFINITIONS

Above Average: The overall condition is above that consistent with dwellings of approximately the same age and construction. Most items and areas are well maintained and show a reasonable standard of workmanship when compared with buildings of similar age and construction.

Average: The overall condition is consistent with dwellings of approximately the same age and construction. There will be areas or items requiring some repair or maintenance.

Below Average: The Building and its parts show some significant defects and/or very poor non-tradesman like workmanship and/or long-term neglect and/or defects requiring major repairs or reconstruction of major building elements.

Client: The person or persons, for whom the Inspection Report was carried out or their Principal (i.e., the person or persons for whom the report is being obtained).

Building Consultant: A person, business or company who is qualified and experienced to undertake a pre-purchase inspection in accordance with Australian Standard AS 4349.1-2007 'Inspection of Buildings. Part 1: Pre-Purchase Inspections – Residential Buildings'. The consultant must also meet any Government licensing requirement, where applicable.

Building & Site: The inspection of the nominated residence together with relevant features including any car accommodation, detached laundry, ablution facilities and garden sheds, retaining walls more than 700 mm high, paths and driveways, steps, fencing, earth, embankments, surface water drainage and storm water run-off within 30 m of the building, but within the property boundaries. In the case of strata and company title properties, the inspection is limited to the interior and immediate exterior of the nominated residence and does not include inspection of common property.

Readily Accessible Areas: Areas which can be easily and safely inspected without injury to person or property, are up to 3.6 metres above ground or floor levels or accessible from a 3.6 metre ladder, in roof spaces where the minimum area of accessibility is not less than 600 mm high by 600 mm wide and subfloor spaces where the minimum area of accessibility is not less than 400 mm high by 600 mm wide, providing the spaces or areas permit entry. Or where these clearances are not available, areas within the consultant's unobstructed line of sight and within arm's length.

Structure: The loadbearing part of the building, comprising the Primary Elements.

Primary Elements: Those parts of the building providing the basic loadbearing capacity to the Structure, such as foundations, footings, floor framing, loadbearing walls, beams, or columns. The term 'Primary Elements' also includes other structural building elements including those that provide a level of personal protection such as handrails; floor-to-floor access such as stairways; and the structural flooring of the building such as floorboards.

Secondary Elements: Those parts of the building not providing loadbearing capacity to the Structure, or those non-essential elements which, in the main, perform a completion role around openings in Primary Elements and the building in general such as non-loadbearing walls, partitions, wall linings, ceilings, chimneys, flashings, windows, glazing or doors.

Finishing Elements: The fixtures, fittings and finishes applied or affixed to Primary Elements and Secondary Elements such as baths, water closets, vanity basins, kitchen cupboards, door furniture, window hardware, render, floor, and wall tiles, trim or paint. The term 'Finishing Elements' does not include furniture or soft floor coverings such as carpet and lino.

Major Defect: A defect of significant magnitude where rectification has to be carried out in order to avoid unsafe conditions, loss of utility or further deterioration of the property.

Minor Defect: A defect other than a Major Defect.

Safety Hazard: Any item that may constitute an immediate or imminent risk to life, health, or property. Occupational, health and safety or any other consequence of these hazards has not been assessed.

Tests: Where appropriate the carrying out of tests using the following procedures and instruments:

Dampness Tests means additional attention to the visual examination was given to those accessible areas which the consultant's experience has shown to be particularly susceptible to damp problems. Instrument testing using electronic moisture detecting meter of those areas and other visible accessible elements of construction showing evidence of dampness was performed.

Physical Tests means the following physical actions undertaken by the consultant: opening and shutting of doors, windows and draws; operation of taps; water testing of shower recesses; and the tapping of tiles and wall plaster.

IMPORTANT ADVICE

NB. In the case of strata and company title properties, the Inspection is limited to the interior and immediate exterior of the particular unit being inspected. The exterior above ground floor level is not inspected. The complete Inspection of other common property areas would be the subject of a Special-Purpose Inspection Report which is adequately specified.

Trees: Where trees are too close to the house this could affect the performance of the footing as the moisture levels change in the ground. A Geotechnical Inspection can determine the foundation material and provide advice on the best course of action with regards to the trees.

The Septic Tanks: Should be inspected by a licensed plumber.

Swimming Pools: Swimming Pools/Spas are not part of the Standard Building Report under AS4349.1-2007 and are not covered by this Report. We strongly recommend a pool expert should be consulted to examine the pool and the pool equipment and plumbing, as well as the requirements to meet the standard for pool fencing. Failure to conduct this Inspection and put into place the necessary recommendations could result in finds for non-compliance under the legislation.

Surface Water Drainage: The retention of water from surface run off could have an effect on the foundation material which in turn could affect the footings to the house. Best practice is to monitor the flow of surface water during rainfall and stormwater runoff and have the water directed away from the house or to storm water pipes by a licensed plumber/drainier.

Weep Holes: External brick (and stone) walls are a porous material that behave much like a sponge. During a rain event, the masonry wall absorbs water and actually stores it. The weep holes are designed for two purposes. 1. To provide an opening to allow water to drain out through the bottom of the wall. 2. To allow ventilating air to enter behind the wall to help dry the structure. If weep holes have been noted as being not installed, it is recommended to consult a builder on how to best rectify the problem.

Water Leaks from Roof: The inspector cannot, and does not, offer an opinion on whether the roof currently leaks or may be subject to future leaks. The only way to determine whether a roof is absolutely watertight is to make observations during prolonged rainfall.

Subfloor dampness: The presence of dampness is not always consistent as the prevailing and recent weather conditions at the time an inspection is carried out may affect the detection of damp problems. The absence of any dampness at the time of inspection does not necessarily mean the building will not experience some damp problems in other weather conditions. Likewise, whether or not services have been used for some time prior to an inspection being carried out will affect the detection of dampness.

Shower: Where a shower recess has been water tested, and no leakage was evident, this does not necessarily mean that the shower will not leak after prolonged use. Accordingly, to fully detect and assess a damp problem may require the monitoring of the building over a period of time.

SCOPE AND LIMITATIONS

Any person who relies upon the contents of this Report does so acknowledging that the following clauses, which define the Scope and Limitations of the Inspection, form an integral part of the Report.

1) This Report is not an all-encompassing Report dealing with the building from every aspect. It is a reasonable attempt to identify any obvious or significant defects apparent at the time of the Inspection. Whether or not a defect is considered significant or not, depends to a large extent upon the age and type of the building inspected. This Report is not a Certificate of Compliance with the requirements of any Act, Regulation, Ordinance or By-law. It is not a structural Report. Should you require any advice of a structural nature you should contact a structural engineer.

2) This is a visual Inspection only, limited to those areas and sections of the property fully accessible and visible to the Inspector on the date of Inspection. The Inspection DID NOT include breaking apart, dismantling, removing, or moving objects including, but not limited to, foliage, mouldings, roof insulation/sisalation, floor or wall coverings, sidings, ceilings, floors, furnishings, appliances, or personal possessions. The inspector CANNOT see inside walls, between floors, inside skillion roofing, behind stored goods in cupboards and other areas that are concealed or obstructed. The inspector DID NOT dig, gouge, force or perform any other invasive procedures. Visible timbers CANNOT be destructively probed or hit without the written permission of the property owner.

3) This Report does not and cannot make comment upon: Defects that may have been concealed; the assessment or detection of defects (including rising damp and leaks) which may be subject to the prevailing weather conditions; whether or not services have been used for some time prior to the Inspection and whether this will affect the detection of leaks or other defects (e.g. In the case of shower enclosures the absence of any dampness at the time of the inspection does not necessarily mean that the enclosure will not leak); the presence or absence of timber pests; gas-fittings; common property areas; environmental concerns; the proximity of the property to flight paths, railways, or busy traffic; noise levels; health and safety issues; heritage concerns; security concerns; fire protection; site drainage (apart from **surface** water drainage); swimming pools and spas (non-structural); detection and identification of illegal building work; detection and identification of illegal plumbing work; durability of exposed finishes; neighbourhood problems; document analysis; electrical installation; any matters that are solely regulated by statute; any area(s) or item(s) that could not be inspected by the consultant.

Accordingly, this Report is NOT a guarantee that defects and/or damage does not exist in any inaccessible or partly inaccessible areas or sections of the property.

NB. Such matters may, upon request, be covered under the terms of a 'Special-Purpose Property Report'.

4) Consumer Complaints Procedure: In the event of any dispute or claim arising out of, or relating to the Inspection or the Report, you must notify us as soon as possible of the dispute or claim by email, fax, or mail. You must allow us (which includes persons nominated by us) to visit the property (which visit must occur within twenty eight (28) days of your notification to us) and give us full access in order that we may fully investigate the complaint. You will be provided with a written response to your dispute or claim within twenty-eight (28) days of the date of the Inspection.

If you are not satisfied with our response, you must within twenty one (21) days of your receipt of our written response, refer the matter to a Mediator nominated by us from the Institute of Arbitrators and Mediators of Australia. The cost of the Mediator will be borne equally by both parties, and as agreed as part of the mediated settlement.

Should the dispute or claim not be resolved by mediation, then the dispute or claim will proceed to arbitration. The Institute of Arbitrators and Mediators of Australia will appoint an Arbitrator who will hear and resolve the dispute. The arbitration, subject to any directions of Arbitrator, will proceed in the following manner:

(a) The parties must submit all written submissions and evidence to the Arbitrator within twenty one (21) days of the appointment of the Arbitrator; and

(b) The arbitration will be held within twenty one (21) days of the Arbitrator receiving the written submissions.

The Arbitrator will make a decision determining the dispute or claim within twenty one (21) of the final day of the arbitration. The Arbitrator may, as part of his determination, determine what costs, if any, each of the parties are to pay and the time by which the parties must be paid any settlement or costs.

The decision of the Arbitrator is final and binding on both parties. Should the Arbitrator order either party to pay any settlement amount or costs to the other party but not specify a time for payment, then such payment shall be made within twenty one (21) days of the order.

NB. In the event that you do not comply with the above Complaints Procedure and commence litigation against us, then you agree to fully indemnify us against any awards, costs, legal fees, and expenses incurred by us in having your litigation set aside or adjourned to permit the foregoing Complaints Procedure to complete.

5) Asbestos Disclaimer: “No Inspection for Asbestos was carried out at the property, and no Report on the presence or absence of Asbestos is provided”.

Buildings built prior to 1982 may have wall and/or ceiling sheeting, and other products including roof sheeting that contains Asbestos. Even buildings built after this date, up until the early 90s, may contain some Asbestos. Sheeting should be fully sealed. If you are concerned, the building was built prior to 1990, or if asbestos is noted as present within the property, then you should seek advice from a qualified asbestos removal expert as to the amount and importance of the asbestos present and the cost of sealing or removal. Drilling, cutting, or removing sheeting or products containing Asbestos is a high risk to peoples’ health. You should seek advice from a qualified asbestos removal expert.

6) Mould (Mildew and non-wood decay fungi) Disclaimer: Mildew and non-wood decay fungi are commonly known as mould. However, mould and their spores may cause health problems or allergic reactions, such as asthma and dermatitis in some people. No Inspection for mould was carried out at the property, and no Report on the presence or absence of mould is provided. If mould is noted as present within the property, or if you notice mould and you are concerned as to the possible health risk resulting from its presence, then you should seek advice from your local Council, State or Commonwealth Government Health Department, or a qualified expert such as an Industry Hygienist.

7) Magnesite Flooring Disclaimer: No Inspection for Magnesite Flooring was carried out at the property, and no Report on the presence or absence of Magnesite Flooring is provided. You should ask the owner whether Magnesite Flooring is present and/or seek advice from a Structural Engineer.

8) Estimating Disclaimer: Any estimates provided in this Report are merely opinions of possible costs that could be encountered, based on the knowledge and experience of the inspector, and are not estimates in the sense of being a calculation of the likely costs to be incurred. The estimates are NOT a guarantee or quotation for work to be carried out. The actual cost is ultimately dependent upon the materials used, standard of work carried out, and what a contractor is prepared to do the work for. It is recommended in ALL instances that multiple independent quotes are sourced prior to any work being carried out. The inspector accepts no liability for any estimates provided throughout this Report.

9) Note: If the Client has any doubt about the purpose, scope, and acceptance criteria on which the Report was based please discuss your concerns with the Consultant on receipt of the Report. The Client acknowledges that, unless stated otherwise, the Client as a matter of urgency should implement any recommendation or advice given in this Report.

IMPORTANT DISCLAIMER

Disclaimer Liability: No Liability shall be accepted on an account of failure of the Report to notify any problems in the area(s) or section(s) of the subject property physically inaccessible for Inspection, or to which access for Inspection is denied by or to the Inspector (including but not limited to or any area(s) or section(s) so specified by the Report).

Disclaimer of Liability to Third Parties: Compensation will only be payable for losses arising in contract or tort sustained by the Client named on the front of this Report. Any third party acting or relying on this Report, in whole or in part, does so entirely at their own risk. However, if ordered by a Real Estate Agent or a Vendor for the purpose of auctioning a property, then the Inspection Report may be ordered up to seven (7) days prior to the auction, copies may be given out prior to the auction and the Report will have a life of 14 days during which time it may be transferred to the purchaser. Providing the purchaser agrees to the terms of this agreement, then they may rely on the Report subject to the terms and conditions of this agreement and the Report itself.

NB. In the ACT under the Civil Law (Sale of Residential Property) Act 2003 and Regulations, the Report resulting from this Inspection may be passed to the purchaser as part of the sale process, providing it is carried out no more than three months prior to listing and is not more than six months old.

Limited Liability to a Purchaser within the Australian Capital Territory only: Within the Australian Capital Territory (ACT) and in accordance with the ACT Civil Law (Sale of Residential Property) Act 2003 and Regulations, a copy of the Report may be attached to the Contract for Sale.

WARNING: The Purchaser is advised that this Report reflects the condition of the property existing at the time of the Inspection (Inspection Date) and may not reflect the current state. It is, therefore, very strongly recommended that you promptly arrange for another Inspection and Report in accordance with Australian Standard AS4349.1 to be carried out prior to the expiration of the 'Cooling off Period' and settlement.

This is not a Compliance Report strictly in accordance with Civil Law (Sale of Residential Property) Regulations: The Report may contain copies of any approved plans, building approvals, building permit and Certificates of Occupancy. However, any comments made by the person who prepared the Report as to whether or not, in the opinion of the Inspector, the structures on the land substantially comply with the approved plans (if any) are made on the basis of a cursory glance of the plans and not upon a detailed examination. Any opinion expressed as to whether or not any building approval or approval under the Land (Planning and Environment) Act, 1991, is based on the limited knowledge and belief, at the time, of the Inspector. The Purchaser is advised that a Special Purpose Report is available through the Inspector to advise more fully in respect to these matters. The structures may have been damaged by pests, storm, strong wind or fire or the Vendor may have carried out alterations and/or additions to the Property since the Inspection Date. The Report may no longer reflect the true condition of the Property. The structure(s) may no longer be in accordance with the attached plans etc. IT IS STRONGLY RECOMMENDED that, if the Purchaser has any concerns in respect to the compliance of the structures, a Special Purpose Report be obtained. Alternatively, the Purchaser should rely upon his, her or their own enquiries.

Contact the Inspector: Please feel free to contact the Inspector who carried out this Inspection. Often it is very difficult to fully explain situations, problems, access difficulties, building faults or their importance in a manner that is readily understandable by the reader. Should you have any difficulty in understanding anything contained within this Report, then you should immediately contact the Inspector and have the matter explained to you. If you have any questions at all, or require any clarification, then contact the Inspector prior to acting on this Report.

OTHER INSPECTIONS AND REPORTS REQUIRED

It is strongly recommended that the following Inspections and Reports be obtained prior to any decision to purchase the Property. Obtaining these Reports will better equip the purchaser to make an informed decision. Although appliances may be listed in the Report, they have not been tested as this is outside the scope of the standard Building Inspection. Other Inspections we recommend the purchaser obtains before making their decision are:

- Electrical Inspection,
- Plumbing Inspection,
- Structural (Engineer),
- Geotechnical Inspection,
- Drainage Inspection,
- Asbestos Inspection,
- Mould Inspection,
- Gas fitting Inspection,
- Appliances Inspection,
- Air-conditioning Inspection,
- Alarm/Intercom/Data Systems,
- Hydraulics Inspection,
- Mechanical Services,
- Hazards Inspection,
- Fire/Chimney Inspection,
- Estimating Report,
- Garage Door Mechanical,
- Durability exposed surfaces

SMOKE DETECTORS

The occupier/purchaser should satisfy themselves as to the working condition of the smoke detectors, if installed. It is highly recommended that suitable smoke detectors be installed in all residential properties. AS 3786 advises that smoke detectors are required for all buildings where people sleep. It is recommended that an electrician be consulted to advise on those installed or install these detectors.

CRACKING OF BUILDING ITEMS

Regardless of the type of crack(s), a Pre-Purchase Building Inspector carrying out a Pre-Purchase Inspection within the scope of a visual Inspection is unable to determine the expected consequences of the cracks.

Obtaining Information regarding the below all fall outside the scope of this Pre-Purchase Inspection:

- (a)** The nature of the foundation material on which the building is resting,
- (b)** The design of the footings,
- (c)** The site landscape,
- (d)** The history of the cracks and,
- (e)** Carrying out an invasive Inspection.

However, the information obtained from the five items above is valuable in determining the expected consequences of the cracking and any remedial work needed. Cracks that are small in width and length on the day of the Inspection may have the potential to develop over time into structural problems for the homeowner, resulting in major expensive rectification work being carried out. If cracks have been identified in the Report above, then a Structural Engineer is required to determine the significance of the cracking prior to a decision to purchase.

NOTICE TO THE PURCHASER (ACT ONLY)

(a) At the Exchange, and prior to the 'Cooling-off Period', you were given an Inspection Report on the property you intend on purchasing. This Report reflects the condition of the property existing at the time of the Inspection (Inspection Date) and may not reflect the current state. The structures may have been damaged by pests, storm, strong wind or fire or the vendor may have carried out alterations and/or additions to the property since the Inspection date. The Report may no longer reflect the true condition of the property. The structure(s) may no longer be in accordance with the attached plans etc. It is, therefore, very strongly recommended that you urgently arrange for another Inspection and Report in accordance with Australian Standard AS 4349.1 to be carried out prior to exchange, or prior to the expiration of any 'Cooling Off Period' and prior to settlement.

(b) If the Report indicated the presence of termite damage, or recommends any other Inspections or treatments, you should obtain copies of these Reports and any treatment proposals, certificates of treatment carried out, including details of all repairs including copies of quotations, invoices, and any other Reports. It is strongly recommended that you arrange for an Inspection and Report in accordance with AS 4349.3 to verify that the treatment has been successful and carried out in accordance with AS 3660.2, and a further building Inspection in accordance with AS 4349.1.

(c) If you fail to procure a further Inspection and Report as recommended in (a) and (b), or fail to obtain copies of other Reports, treatment proposals, certificates of treatment carried out, details of all repairs including copies of quotations, invoices and any other Reports as recommended in (b) above, then you agree that you have decided not to have a further Inspection and Report carried out, or to obtain copies of treatment proposals, certificates of treatment carried out, details of all repairs including copies of quotations, invoices and any other Reports and have relied upon your own enquires and the Report, knowing the possible consequences, and that the condition of the property, as stated in the Report, may have changed.

(d) You agree that the person carrying out the Inspection **and** the company, partnership or sole trader that employs that person will have no liability to you for any damage or loss you may suffer as a result of your entering the contract to purchase the property, or in connection with completing the purchase of the property as a result of your failure to heed the advice given in (a) and (b) and the warning contained in (c) above, and may use such failure in defense of any claim that you may later make against any of them.

NB. It is a condition of your right to rely upon the Report that you transmit by fax, post, or otherwise deliver the signed "Notice to the Purchaser" (ACT only) to the company, partnership or sole trader at the address detailed on the front of the Report not less than four (4) days prior to the date of settlement. If you fail to complete, sign, or deliver the Notice then it will be deemed that you did not rely upon the report in respect to your decision as to whether or not to purchase the property. This may seriously affect any rights to future compensation to which you may be entitled.

Please cross out the statement below that does not apply: - At the date of settlement, not more than 180 days will have elapsed since the Inspection date.

1. I/We have read and understood the 'Limited Liability to a Purchaser within the Australian Capital Territory only' clause of the Report, and this Notice to the Purchaser. I/We have not arranged for another inspection and report in respect of the property, and it is my/our intention to **rely upon the findings contained in the report**; or

2. I/We have **arranged for another Inspection of the Property and Report** to be carried out, which I/We will use in conjunction with this Report in deciding whether to proceed with the purchase of the property; or

3. I/We have read and understood the 'Limited Liability to a Purchaser within the Australian Capital Territory only' clause of the Report, and this Notice to the Purchaser. I/We have not arranged for another Inspection and Report in respect of the property and have **relied on my/our own enquiries in respect of the condition of the property** as at the date of settlement including any changes in the condition of the property that have taken place since the Inspection date stated in the Report

Timber Pest Report



SUMMARY SHEET

Property Address: 11 Drummond Row, Yarralumla ACT 2600
Client: McShane
Inspection Date: Monday, April 13th 2026
Inspection carried out by: Ned Strickland

This summary is supplied to allow a quick and superficial overview of the Inspection results. This summary is NOT the Report and cannot be relied upon on its own. This summary must be read in conjunction with the full Report and not in isolation from the Report. If there should happen to be any discrepancy between anything in the Report, and anything in this summary, the information in the Report shall override that in the summary. The Report is subject to conditions and limitations. Your attention is particularly drawn to the clauses, disclaimer of liability to third parties, limited liability to a purchaser with the Australian Capital Territory (ACT), and to the notice to the purchaser at the back of this Report.

1.0 ACCESS LIMITATIONS

There were access limitations to the inspection/report. Please refer to section 1.0 of the report.

2.0 TERMITE ACTIVITY

No active subterranean termites (live specimens) were found.

No visible evidence of subterranean termite workings or damage was found.

3.0 BORER ACTIVITY

No visible evidence of borers of seasoned timbers was found.

4.0 DECAY FUNGI

No evidence of damage caused by wood decay (rot) fungi was found.

For complete and accurate information, please refer to the attached 'Visual Timber Pest Report', which is prepared in accordance with AS 4349.3.

CONDITIONS OF THIS INSPECTION

Important Information:

Any person who relies upon the contents of this Report does so acknowledging that the following clauses, which define the scope and limitations of the Inspection, form an integral part of the Report.

This is a **Visual Inspection Only**, prepared in accordance with AS 4349.3, 'Inspection of Buildings Part 3: Timber Pest Inspections'. Visual Inspection was limited to those areas and sections of the property to which reasonable access (see definition) was both available and permitted on the date of Inspection.

The Inspection **did not** include breaking apart, dismantling, removing, or moving objects including but not limited to – foliage, mouldings, roof insulation/sisalation, floor or wall coverings, sidings, ceilings, floors, furnishings, appliances, or personal possessions.

The Inspector **cannot** see inside walls, between floors, inside skillion roofing, inside the eaves, behind stored goods in cupboards, or in any other areas that are concealed or obstructed.

The Inspector **did not** dig, gouge, force or perform any other invasive procedures. An invasive Inspection will not be performed unless a separate contract is entered into.

In an occupied property, it must be understood that furnishings or household items may be concealing evidence of Timber Pests, which may only be revealed when the items are moved or removed.

In the case of strata type properties, only the interior of the unit is inspected.

Scope of Report:

This Report only deals with the detection or non-detection of Timber Pest Attack and Conditions Conducive to Timber Pest Attack discernible at the time of inspection. The inspection was limited to the Readily Accessible Areas of the Building and Site (see note below) and was based on a visual examination of surface work (excluding furniture and stored items), and the carrying out of Tests. Note. With strata and company title properties, the inspection was limited to the interior and the immediate exterior of the particular residence inspected. Common property was not inspected.

Limitations:

The Client acknowledges:

(a) This Report does not include the inspection and assessment of matters outside the scope of the requested inspection and report.

(b) The inspection only covered the Readily Accessible Areas of the Building and Site. The inspection did not include areas which were inaccessible, not readily accessible or obstructed at the time of inspection. Obstructions are defined as any condition or physical limitation which inhibits or prevents inspection and may include – but are not limited to – roofing, fixed ceilings, wall linings, floor coverings, fixtures, fittings, furniture, clothes, stored articles/materials, thermal insulation, sarking, pipe/duct work, builder's debris, vegetation, pavements, or earth.

(c) The detection of dry wood termites may be extremely difficult due to the small size of the colonies. No warranty of absence of these termites is given.

(d) European House Borer (*Hylotrupes bajulus*) attack is difficult to detect in the early stages of infestation as the galleries of boring larvae rarely break through the affected timber surface. No warranty of absence of these borers is given. Regular inspections including the carrying out of appropriate tests are required to help monitor susceptible timbers.

(e) This is not a structural damage report. Neither is this a warranty as to the absence of Timber Pest Attack.

(f) If the inspection was limited to any particular type(s) of timber pest (e.g., subterranean termites), then this would be the subject of a Special-Purpose Inspection Report, which is adequately specified.

(g) This Report does not cover or deal with environmental risk assessment or biological risks not associated with Timber Pests (e.g., toxic Mould) or occupational, health or safety issues. Such advice may be the subject of a Special-Purpose Inspection Report which is adequately specified and must be undertaken by an appropriately qualified inspector. The choice of such inspector is a matter for the Client.

(h) This Report has been produced for the use of the Client. The Consultant or their firm or company are not liable for any reliance placed on this report by any third party, except as provided in the section Limited Liability To a Purchaser within the Australian Capital Territory.

Determining extent of Damage:

This is not a structural building report, and any inexperienced opinion we provide on timber damage cannot be relied upon. This Report **will not** state the full extent of any Timber Pest damage. It will state Timber Pest Damage found as either 'slight', 'moderate', 'moderate to extensive', or 'extensive', and this information is not the opinion of an expert. If any evidence of Timber Pest activity and/or damage resulting from Timber Pest activity is reported, either in the structure(s) or the grounds of the property, then you must assume that there may be concealed structural damage within the building(s).

This concealed damage may only be found when wall linings, cladding or insulation are removed to reveal previously concealed timbers. In this case, an Invasive Timber Pest Inspection (for which a separate contract is required) is strongly recommended, and you should arrange for a qualified professional such as a builder, engineer, or architect to carry out a structural Inspection to determine the full extent of the damage, and the extent of repairs that may be required. You agree that neither we, nor the individual conducting the Inspection, are responsible or liable for the repair of any damage, whether disclosed by the Report or not.

Disclaimer of Liability:

No liability shall be accepted on account of failure of the Report to notify any termite activity and/or damage present at, or prior to, the date of the Report, in any area(s) or section(s) of the subject property physically inaccessible for Inspection, or to which access for Inspection is denied by, or to, the licensed Inspector (including, but not limited to, any area(s) or section(s) specified by the Report).

1.0 ACCESS LIMITATIONS

1.1 Area(s) inspected:

Only structures, fences &/or trees within 50m of the building but within the property boundaries were inspected.

1.2 Common area(s) not inspected:

No Inspection was made, and no Report will be submitted, of inaccessible area(s).

These include, but may not be limited to; cavity walls, concealed frame timbers, eaves, flat roofs, fully enclosed patios, inaccessible parts of the subfloors, inaccessible parts of the roof void, soil concealed by concrete floors, fireplace hearths, wall linings, landscaping, rubbish, floor coverings, furniture, pictures, appliances, stored items, insulation, and hollow blocks/posts etc.

1.3 Area(s) in which visual inspection was obstructed or restricted and why:

Ceiling framing timbers were concealed by insulation. Clothing and other stored items concealed timbers in cupboards and built in robes/closets. Furniture and stored items concealed some of the skirting boards and architraves inside the house. The inspection of the roof void was restricted to a visual inspection from the roof access point due to the low roof pitch not allowing bodily access. No inspection was made to sections of the residence and/or structures built on the side boundary. The inspection of the garage was restricted due to stored goods being kept in the area at the time of inspection

NB. Please note that since a complete Inspection of the above area(s) was not possible, Timber Pest activity and/or damage may exist in these areas.

1.4 The property was furnished at the time of inspection.

Where a property is furnished at the time of Inspection, it must be understood that the furnishings and stored goods may be concealing evidence of Timber Pest activity. This evidence may be revealed when the property is vacated, and a further Inspection of the vacant property is strongly recommended if the house was furnished at the time of inspection.

1.5 Undetected timber pest risk assessment is considered Low/Moderate.

NB. Where the risk is considered "Moderate" or "Moderate-High" or "High", a further inspection is strongly recommended of areas that were not readily accessible, and of inaccessible or obstructed areas once access has been provided or the obstruction removed. This may require the moving, lifting or removal of obstructions such as floor coverings, furniture, stored items foliage and insulation. In some instances, it may also require the removal of ceiling and wall linings, and the cutting of traps and access holes. Seek further advice from your Consultant.

2.0 TERMITE ACTIVITY

2.1 No active (live) termites were present at the time of Inspection.

2.2 No visible evidence of subterranean termite workings and/or damage was found.

2.3 A termite nest was not found.

2.4 No evidence of timber damage caused by Termite attack was visible at the time of the Inspection.

NB. Where evidence of termite activity by the *Nasutitermes* or *Coptotermes* species was found in the grounds, the risk to buildings is very high. A treatment to eradicate the termites and to protect the building(s) should be carried out. Where the evidence of termite workings was found in the grounds or the building(s), then the risk of a further attack is very high.

2.5 Very important:

If live termites or any evidence of termite workings or damage was reported above, within the building(s) or in the grounds and fences, then it must be assumed that there may be concealed termite activity and/or timber damage. This concealed activity or damage may only be found when alterations are carried out, such as when wall linings, cladding or insulation are removed; or if you arrange for an invasive Inspection. We claim no expertise in structural engineering or building, and we strongly recommend that you have a qualified professional such as a builder, engineer, architect, or other qualified expert determine the full extent of the damage, if any. This may require an invasive Inspection. We take no responsibility for the repair of any damage, whether disclosed by this Report or not (see 'Terms and Limitations').

Where visual evidence of termite workings and/or damage is reported above, but no live termites were present at the time of Inspection, you must realise that it is possible that termites are still active in the immediate vicinity, and that the termites may continue to cause further damage. It is not possible, without further investigation and a number of Inspections over a period of time, to ascertain whether any infestation is active or inactive. Active termites may simply have not been present at the time of Inspection due to a prior disturbance or climatic conditions, or they may have been utilizing an alternative feeding source.

Continued, regular Inspections are essential. Unless written evidence of a termite protection program in accordance with 'AS 3660' with ongoing Inspections is provided, you must arrange for a treatment in accordance with 'AS 3660' to be carried out to reduce the risk of further attack.

2.6 Previous termite treatment: There were no signs of a termite treatment or evidence of a possible previous termite treatment, at the time of inspection.

NB. If there is evidence of drill holes in concrete or brickwork, bait stations or other signs of a possible previous treatment are reported, then the treatment was probably carried out because of an active termite attack. Extensive structural damage may exist in concealed areas. You should have an invasive Inspection carried out, and have a builder determine the full extent of any damage, and the estimated cost of repairs, as the damage may only be found when wall linings etc. are removed. Normally, if a termite treatment has been carried out, then a durable notice should be located in the metre box, indicating the type of termite shield system, treated zone or combination that has been installed.

2.7 Termite management: A durable notice (termite management notice) was found during the inspection, indicating a barrier system has been installed. The system installed is Home Guard.

This firm can give no assurances with regard to work that may have been previously performed by other firms. You should obtain copies of all paperwork and make your own enquiries as to the quality of the treatment when it was carried out, and warranty information. In most cases, you should arrange for a treatment in accordance with "Australian Standard 3660" to be carried out to reduce the risk of further attack.

2.8 General remarks:

Where any current visible evidence of Timber Pest activity is found, it is strongly recommended that a more invasive Inspection be performed. Trees on and near the property up to a height of 2 metres, have been visually Inspected where possible and practicable, for evidence of Termite activity. It is very difficult to locate termite nests since they are underground, and evidence in trees is usually well concealed. Therefore, we strongly recommend that you arrange to have the medium to large eucalypt trees within a 50 metre radius of the property test drilled for evidence of termite nests.

3.0 BORER ACTIVITY

3.1 No visible evidence of borers was found.

The **Lyctid Borer** - The most common lyctid borer in Australia is **Lyctus brunneus (powder post beetle)**. Attack usually takes place during the first six to twelve months of the service life of timber. However, the powder post beetle is not considered a significant pest of timber and treatment of infestation is not usually required. As only the sapwood of certain hardwoods is destroyed, larger-dimensional timbers (such as rafters, bearers, and joists) in a building are seldom weakened significantly to cause collapse. The **Anobiid Borer** There are many different species of Anobiid borer, the most frequently encountered being *Anobium punctatum* (furniture beetle) and *Calymmaderus incisus* (Queensland pine beetle). Attack mainly occurs to softwoods especially pine timbers such as floorboards that have been in service for at least ten years. Should any structural timbers be attacked by Anobiid borers it is often difficult to determine what extent the borer damage has weakened such timbers and replacement is often the only way of ensuring safety from collapse.

In the case of Anobiid borers, once an attack is initiated it is unlikely to cease or die out of its own accord without some sort of eradication treatment. Therefore, unless proof of treatment is provided, evidence of an attack must always be considered active. Although a chemical treatment is an option, replacement of infested timbers with non-susceptible, or treated timber, is the most effective method of treatment. Before any option is considered, competent advice (e.g., from a licensed building contractor) should be sought to determine the extent of any structural damage, and as to the need or otherwise for rectification or repair work.

Other Borers: A further (more invasive) investigation is strongly recommended to determine whether infestation is still active and to positively identify the borer species responsible for the attack. Always seek further advice from the Consultant.

Management Program: Wherever practical, remove any conditions conducive to attack (e.g., *Anobium* borer thrive in badly ventilated subfloor areas). Regular inspections are recommended at intervals not exceeding 12 months. Always seek further advice from the Consultant.

4.0 DECAY FUNGI

4.1 No evidence of damage caused by wood decay (rot) fungi was found.

NB. If any evidence of fungal decay or damage is reported, you should consult a building expert to determine the full extent of damage, and the estimated cost of repairs or timber.

General Description of Attack Decaying wood contains sufficient moisture to retain its original shape and may have sufficient strength to withstand normal loads. In contrast decayed wood is reduced both in moisture content and size as indicated by cracking either along or across the grain or fibres coming apart in a stringy manner. Decayed wood will have undergone considerable strength reduction.

Economic Significance Fungal decay can cause at one extreme, structural failure of the affected timber, and at the other purely superficial surface damage. The most critical determination is that of which timber is affected and decaying because decay will most likely spread (unless sources of moisture are quickly removed). Affected and decayed timber may warrant timber replacement, but the rot should not spread unless a new moisture source becomes available in that area.

Where evidence of decayed timber exists, competent advice (e.g., from a licensed or registered building contractor) should be sought to determine the extent of any structural damage, and as to the need or otherwise for rectification or repair work. It is important to correct any condition conducive to attack prior to replacing decayed wood.

Where evidence of decaying timber exists, competent advice (e.g., from a licensed or registered building contractor) should be sought to remove the condition(s) conducive to attack, and to determine the extent of any structural damage, and as to the need or otherwise for rectification or repair work.

Where the full extent of damage or the overall condition of the timber is undetermined a further inspection is strongly recommended by a competent person (e.g., from a licensed or registered building contractor). This may require monitoring of the timber over a period and include the assessment of conditions conducive to attack in different weather conditions (e.g., to determine the adequacy of existing drainage).

Management Program Remove any conditions conducive to attack (e.g., lack of ventilation or the presence of excessive moisture). Regular inspections are recommended at intervals not exceeding 12 months. Always seek further advice from the Consultant.

5.0 CONDITIONS THAT ARE CONDUCTIVE TO TIMBER PESTS

5.1 Water leaks: At the time of the inspection no leaks were found to be present.

Water leaks, especially in or into the subfloor, or against the external walls; increase the likelihood of termite attack. Leaking showers or leaks from other 'wet areas' also increase the likelihood of concealed termite attack. Hot water overflows should be plumbed away from the building.

NB. We claim no expertise in building, and if any leaks were reported, you should consult a plumber or other building expert to determine the full extent of damage, and the estimated cost of repairs.

5.2 Moisture/drainage: Not applicable as the home is built on a concrete slab.

Lack of Adequate Subfloor Ventilation Inadequate ventilation provides a condition suitable for timber pest infestation. For example, subterranean termites thrive in damp humid conditions typical of those provided in a poorly ventilated subfloor space. Where evidence of a lack of adequate ventilation has been identified in the report, the Client should seek competent advice (e.g., from a licensed or registered building contractor) regarding upgrading ventilation. The Presence of Excessive Moisture Ground levels around the building should be maintained in such a way to minimise water entering under the building. Also, the ground surface in subfloor areas should be kept graded to ensure that moisture does not pond or accumulate in any area. Where necessary, sub-surface drains should be installed and maintained to assist with drainage around and under the building. Likewise, the presence of excessive moisture can often be directly related to ventilation limitations and the resultant high humidity. Also, plumbing oversights and defects such as a leaking drain or tap will provide a microclimate conducive to timber pest attack. Where necessary, the Client should seek competent advice (e.g., from a licensed or registered plumbing contractor) to determine the adequacy of existing drainage and remove any conditions conducive to the presence of excessive moisture. The building may need to be monitored over a period of time to detect or confirm a damp problem. The presence of dampness (including moisture) is not always consistent as the prevailing and recent weather conditions at the time an inspection is carried out may affect the detection of damp problems. Importantly, precipitation at or near the time of inspection does not necessarily guarantee that a damp problem will automatically be evident due to such circumstances as prevailing wind conditions or intensity of rainfall. The absence of any dampness at the time of inspection does not necessarily mean the building will not experience some damp problems in other weather conditions. Likewise, whether services have been used for some time prior to an inspection being carried out will affect the detection of dampness.

5.3 Ventilation: Not applicable as the home is built on a concrete slab.

Lack of Adequate Subfloor Ventilation Inadequate ventilation provides a condition suitable for timber pest infestation. For example, subterranean termites thrive in damp humid conditions typical of those provided in a poorly ventilated subfloor space. Where evidence of a lack of adequate ventilation has been identified in the report, the Client should seek competent advice (e.g., from a licensed or registered building contractor) in regard to upgrading ventilation.

5.4 Hot water services and air conditioning units: There is no need for this work to be carried out.

Hot water services and air conditioning units which release water alongside or near to building walls should be piped to a drain (if not possible then several metres away from the building), as the resulting wet area is highly conducive to termites.

5.5 Slab edge exposure: The slab edge inspection zone does not apply to this property.

Where external concrete slab edges are not exposed, there is a high risk of concealed termite entry.

In some buildings built since July 1995, the edge of the slab forms part of the termite shield system. In these buildings an Inspection zone of at least 75mm should be maintained to permit detection of termite entry. The edge should not be concealed by render, tiles, cladding, flashings, adjoining structures, paving, soil, turf, or landscaping etc. Where this is the case, you should arrange to have the slab edge exposed for Inspection.

Concealed termite entry may already be taking place but could not be detected at the time of the Inspection. This may have resulted in concealed timber damage.

NB. A very high proportion of termite attacks are over the slab edge. Covering the slab edge makes concealed entry easy. This is particularly true of infill type slab construction. Termite activity and/or damage may be present in concealed timbers of the building. We strongly recommend frequent regular inspections in accordance with AS 3660.2.

5.6 Weep holes in external walls: Weep holes were clear allowing the free flow of air.

It is very important that soil, lawn, concrete paths, or pavers do not cover the weep holes. Sometimes, they have been covered during the rendering of the brick work. They should be clean and free flowing and covering the weep holes in part or in whole may allow undetected termite entry.

5.7 Termite shields: Not applicable as the home is built on a concrete slab.

Termite Shields (Ant Caps) should be in good order and condition, so termite workings are exposed and visible. This helps prevent termites from gaining undetected entry. Joins in the shielding should have been soldered during the installation. If it is observed that the joins in the shielding have not been soldered, then the shielding must be reported as inadequate. It may be possible for a builder to repair the shielding. If not, a chemical treated zone may need to be installed to deter termites from gaining concealed access to the building. Missing, damaged or poor shields increase the risk of termite infestation. If considered inadequate, a builder or other building expert should be consulted.

Other physical shield systems are not visible to inspection and no comment is made on such systems.

5.8 Bridging or breaching of termite barriers and inspection zones: No bridging or breaching was found.

“Bridging” is the spanning of a termite barrier or inspection zone so that subterranean termites are provided with passage over or around that barrier. “Breaching” is the making of a hole or gap in a termite barrier so that termites are provided with a passage through that barrier.

5.9 Other area(s) and/or situations that appear conducive to (may attract) subterranean termite infestation: Medium to large trees and stumps within a 50 metre radius of the property, due to the nesting conditions. The landscaped timbers, due to the food source.

6.0 OVERALL ASSESSMENT OF THE PROPERTY

6.1 Where evidence of live termites, termite damage or termite workings (mudding) was found in the building(s) then the risk of a further attack is extremely high.

Where evidence of live termites, termite damage or termite workings was found in the grounds but not in the building(s) then the risk to buildings must be reported as high to extremely high.

6.2 At the time of the Inspection, the degree of risk of subterranean termite infestation to the overall property was considered to be **Moderate**.

6.3 Subterranean Termite Treatment Recommendation: A management program in accordance with AS 3660-2000 to protect against subterranean termites is considered **not essential, but 6 to 12 monthly inspections are essential**.

6.4 Future Inspections: AS 3660.0-2000 recommends “regular competent Inspections should be carried out at least on an annual basis, but more frequent Inspections are strongly recommended”.

It goes on to inform that “regular Inspections will not prevent termite attack but may help in the detection of termite activity. Early detection will allow remedial treatment to be commenced sooner, and damage to be minimized”.

Due to the degree of risk of subterranean termite infestation noted above and all other findings of this Report; we strongly recommend that a full Inspection and written Report in accordance with AS 4349.3 or AS 3660.2-2000 is conducted at this property every 6 months, but no more than 12 months.

DEFINITIONS

Timber Pest Attack: Means Timber Pest Activity and/or Timber Pest Damage.

Timber Pest Activity: Means telltale signs associated with 'active' (live) and/or 'inactive' (absence of live) Timber Pests at the time of inspection.

Timber Pest Damage: Means noticeable impairments to the integrity of timber and other susceptible materials resulting from attack by Timber Pests.

Major Safety Hazard: Means any item that may constitute an immediate or imminent risk to life, health or property resulting directly from Timber Pest Attack. Occupational, health and safety or any other consequence of these hazards has not been assessed.

Conditions Conducive to Timber Pest Attack: Means noticeable building deficiencies or environmental factors that may contribute to the presence of Timber Pests.

Readily Accessible Areas: Means areas which can be easily and safely inspected without injury to person or property, are up to 3.6 metres above ground or floor levels, in roof spaces where the minimum area of accessibility is not less than 600 mm high by 600 mm wide and subfloor spaces where the minimum area of accessibility is not less than 400 mm high by 600 mm wide, providing the spaces or areas permit entry. The term 'readily accessible' also includes accessible subfloor areas on a sloping site where the minimum clearance is not less than 150 mm high, provided that the area is not more than 2 metres from a point with conforming clearance (i.e., 400 mm high by 600 mm wide); and areas at the eaves of accessible roof spaces that are within the consultant's unobstructed line of sight and within arm's length from a point with conforming clearance (i.e. 600 mm high by 600 mm wide).

Client: Means the person or persons for whom the Timber Pest Detection Report was carried out or their Principal (i.e., the person or persons for whom the report was being obtained).

Timber Pest Detection Consultant: Means a person who meets the minimum skills requirement set out in the current Australian Standard AS 4349.3 Inspections of Buildings. Part 3: Timber Pest Inspection Reports or state/territory legislation requirements beyond this Standard, where applicable.

Building and Site: Means the main building (or main buildings in the case of a building complex) and all timber structures (such as outbuildings, landscaping, retaining walls, fences, bridges, trees, and stumps with a diameter greater than 100 mm and timber embedded in soil) and the land within the property boundaries up to a distance of 50 metres from the main building(s).

Timber Pests: Means one or more of the following woods destroying agents which attack timber in service and affect its structural properties:

Chemical Delignification: The breakdown of timber through chemical action.

Fungal Decay: The microbiological degradation of timber caused by soft rot fungi and decay fungi, but does not include Mould, which is a type of fungus that does not structurally damage wood.

Wood Borers: Wood destroying insects belonging to the order 'Coleoptera' which commonly attack seasoned timber.

Termites: Wood destroying insects belonging to the order 'Isoptera' which commonly attack seasoned timber.

Tests: Means additional attention to the visual examination was given to those accessible areas which the consultant's experience has shown to be particularly susceptible to attack by Timber Pests. Instrument testing of those areas and other visible accessible timbers/materials/areas showing evidence of attack was performed.

Instrument Testing: Means where appropriate the carrying out of Tests using the following techniques and instruments:

- (a) Electronic moisture detecting meter - an instrument used for assessing the moisture content of building elements.
- (b) Stethoscope - an instrument used to hear sounds made by termites within building elements.
- (c) Probing - a technique where timber and other materials/areas are penetrated with a sharp instrument (e.g., bradawl or pocket knife), but does not include probing of decorative timbers or finishes, or the drilling of timber and trees; and
- (d) Sounding - a technique where timber is tapped with a solid object.

IMPORTANT MAINTENANCE ADVICE REGARDING INTEGRATED PEST MANAGEMENT FOR PROTECTING AGAINST TIMBER PESTS

You should read and understand the following important information. It will help explain what is involved in a Timber Pest Inspection, the difficulties faced by a Timber Pest Inspector, and why it is not possible to guarantee that a property is free of Timber Pests. It also details important information about what you can do to help protect your property from Timber Pests. This information forms an integral part of the Report. Any structure can be attacked by Timber Pests. Periodic maintenance should include measures to minimise possibilities of infestation in and around a property. Factors which may lead to infestation from Timber Pests include situations where the edge of the concrete slab is covered by soil or garden debris, filled areas, areas with less than 400mm clearance, foam insulation at foundations, earth/wood contact, damp areas, leaking pipes, etc.; form-work timbers, scrap timber, tree stumps, mulch, tree branches touching the structure, wood rot, etc. Gardens, pathways, or turf abutting or concealing the edge of a concrete slab will allow for concealed entry by timber pests any timber in contact with soil such as form-work, scrap timbers or stumps must be removed from under and around the buildings and any leaks repaired. You should endeavor to ensure such conditions DO NOT occur around your property. We further advise that you engage a professional pest control firm to provide a termite management program in accord with AS 3660 to minimise the risk of termite attack. There is no way of preventing termite attack. Even AS 3660 advises that "the provision of a complete termite barrier will impede and discourage termite entry into a building. It cannot prevent termite attack. Termites can still bridge or breach barriers, but they can be detected more readily during routine inspections."

Reasonable access:

Unless specified in writing, the inspection only covered the Readily Accessible Areas of the Building and Site.

The inspection did not include areas which were inaccessible, not readily accessible or obstructed at the time of inspection. Areas which are not normally accessible were not inspected and include - but not limited to – inside walls, the interior of a flat roof or beneath a suspended floor filled with earth.

Building Interior, the Consultant did not move or remove any ceilings, wall coverings, flooring, floor coverings (including carpeting), furnishing, equipment, appliances, pictures, or other household goods. In an occupied property, furnishings or household items may be concealing evidence of timber pest attack which may only be revealed when the items are moved or removed.

Building Exterior, Roof Exterior and Site, the Consultant did not move or remove any obstructions such as wall cladding, awnings, trellis, earth, plants, bushes, foliage, stored materials, debris, or rubbish. Due to the 'secretive' nature of timber pests, it is possible that hidden damage may exist in concealed areas, e.g., wall framing. Damage may only be found when the obstruction is removed. In the case of buildings constructed on concrete slabs, if the edge of the slab or any weep hole or vent at the base of external walls is concealed by pavements, gardens, lawns, or landscaping then it is possible for termites to gain undetected entry into the building. The building of gardens or planting of shrubs close to the perimeter of the building can promote and conceal termite entry points. The storage of cellulose materials such as building materials and firewood near the ground or building may encourage termite activity.

Roof Space Obstructions such as roofing, stored articles, thermal insulation, sarking, and pipe/duct work may be concealing evidence of timber pest attack which may only be revealed when the obstructions are moved or removed. Also, bodily access should be provided to the interior of all accessible roof spaces. In accordance with Australian Standard ASS 4349 the minimum requirement is a 400mm by 500 mm access manhole.

Subfloor Space Subfloor areas should be kept free from all vegetation (including tree stumps) and other cellulose material which may encourage timber pest activity. Also, storage of materials in subfloor areas is not recommended as it reduces ventilation and makes inspection difficult. Obstructions may be concealing evidence of timber pest attack which may only be revealed when the obstructions are moved or removed. Bodily access should be provided to all accessible subfloor areas with the minimum requirement being a 500 mm x 400 mm access manhole. In the case of suspended floors, if the clearance between the ground and structural components is less than 400 mm, then the ground should be excavated to provide the required clearance, subject to maintaining adequate drainage and support to footings. If the subfloor has been sprayed for subterranean termites or if the area is susceptible to mould growth, appropriate health precautions must be followed before entering the area. Also, special care should be taken not to disturb the treated soil. Always seek further advice from the Consultant.

A further inspection is strongly recommended of those areas that were not readily accessible and of inaccessible or obstructed areas once access has been provided or the obstruction removed. This will involve a separate visit to the site, permission from the owner of the property and additional cost.

Unless stated otherwise, any recommendation or advice given in this Report should be implemented as a matter of urgency.

A more invasive physical inspection is available and recommended:

As detailed above, there are many limitations to this visual inspection only. With the permission of the owner of the premises we WILL perform a more invasive physical inspection that involves moving or lifting insulation, stored items, furniture, or foliage during the inspection. We WILL physically touch, tap, test and when necessary, force/gouge suspected accessible timbers. We WILL gain access to areas, where physically possible and considered practical and necessary, by way of cutting traps and access holes.

This style of Report is available by ordering with several days' notice. Inspection time for this style of Report will be greater than for a VISUAL INSPECTION.

It involves disruption in the case of an occupied property, and some permanent marking is likely. You must arrange for the written permission of the owner who must acknowledge all the above information and confirm that our firm will not be held liable for any damage caused to the property.

A price is available on request.

Concrete slab homes:

Homes constructed on concrete slabs pose special problems with respect to termite attack. If the edge of the slab is concealed by concrete paths, patios, pavers, garden beds, lawns, foliage, etc. then it is possible for termites to affect concealed entry into the property, and they can then cause extensive damage to concealed framing timbers. Even the most experienced Inspector may be unable to detect their presence due to concealment by wall linings. Only when the termites attack timbers in the roof void, which may in turn be concealed by insulation, can their presence be detected. Where termite damage is in the roof, it should be expected that concealed framing timbers will be extensively damaged. With a concrete slab home, it is imperative that you expose the edge of the slab and ensure that foliage and garden beds do not cover the slab edge. Weep holes must be kept free of obstructions.

It is strongly recommended that you have a Termite Inspection in accordance with AS 3660.2 carried out every 6 to 12 months.

Subterranean termites:

No property is safe from termites. General Description of Attack Timber hollowed beneath; some cracking at the surface of timber; earthen channels present; or pale faecal spots present.

Important note:

As a delay may exist between the time of an attack and the appearance of telltale signs associated with the attack, it is possible that termite activity and damage exists though not discernible at the time of inspection.

Treatment After discovery of an active infestation, it is imperative that the species of termite is accurately identified before costly (and sometimes unnecessary or inappropriate) methods of treatment are initiated. Only economically important species which are known to attack timber structures should be treated.

In the case of economically important species, it is important that the termite workings are not further disturbed until the proposed method of control has been determined by a licensed pest control operator. Premature attempts to repair or replace infested timber may cause the termites to withdraw from the area temporarily, thereby hindering effective treatment. Any repair or replacement of infested timber should be carried out after the appropriate treatment has been completed.

Where evidence of active termites is detected within a building or within 50 metres of any building, it must always be assumed that the termites may also be active in areas of the property not inspected. Accordingly, where the termites are known to be of economic significance, a further (more invasive) inspection is strongly recommended of areas which were inaccessible, not readily accessible or obstructed at the time of inspection.

Termite Workings and Damage Where evidence of damage to building timbers exists, competent advice (e.g. from a licensed or registered building contractor) should be obtained to determine the extent of any structural damage and as to the need or otherwise for rectification or repair work.

Where evidence of inactive termites is located within the building, it is possible that termites are still active in areas of the property not inspected and they may continue to cause damage. A furthermore invasive inspection is strongly recommended of areas which were inaccessible, not readily accessible or obstructed at the time of inspection.

Where evidence of an inactive termite infestation exists, it is not possible, without benefit of further investigation and inspections over a period, to ascertain whether any infestation is active or inactive. Continued, regular, inspections are essential.

Where evidence of termite attack exists to any trees or tree stumps a more conclusive search should be undertaken. This may require the tree or stump to be drilled to determine the existence of a termite nest. In addition, the soundness and stability of any standing trees identified as being affected by termite attack should be confirmed. Always seek further advice from the Consultant.

Previous Treatments Where evidence of a possible termite treatment was located, the Client should obtain and keep on file all relevant documents pertaining to the extent of the treatment, any service warranties and advice in regard to the building owner's obligation to maintain the treatment and/or barrier. If evidence of a previous treatment of termite infestation is noted, and appropriate documentation is not available, the Client must assume that the termite infestation may still be active in areas of the property not inspected. Accordingly, a re-treatment may be required. Always seek further advice from the Consultant.

Frequency of Future Inspections Australian Standard AS 3660 recognises that regular inspections will not prevent termite attack but may help in the detection of termite activity. Early detection will allow remedial treatment to be commenced sooner and damage to be minimised.

Inspections at intervals not exceeding twelve (12) months are recommended. Where the termite risk is high or the building type susceptible to termite attack, more frequent inspections (3-6 months) should be undertaken.

Risk management options:

To help protect against financial loss, it is essential that the building owner immediately control or rectify any evidence of destructive timber pest activity or damage identified in this inspection report. The Client should further investigate any high-risk area where access was not gained. It is strongly advised that appropriate steps be taken to remove, rectify or monitor any evidence of conditions conducive to timber pest attack.

To help minimise the risk of any future loss, the Client should consider whether the following options to further protect their investment against timber pest infestation are appropriate for their circumstances:

Undertake thorough regular inspections at intervals not exceeding twelve months or more frequent inspections where the risk of timber pest attack is high, or the building type is susceptible to attack. To further reduce the risk of subterranean termite attacks, implement a management program in accordance with Australian Standard AS 3660. This may include the installation of a monitoring and/or baiting system, or chemical and/or physical barrier. However, AS 3660 stresses that subterranean termites can bridge, or breach barrier systems and inspection zones and that thorough regular inspection of the building are necessary.

CONTACT THE INSPECTOR

Please feel free to contact the Inspector who carried out this inspection. Often it is very difficult to fully explain situations, problems, access difficulties or timber pest activity and/or damage in a manner that is readily understandable by the reader. Should you have any difficulty in understanding anything contained within this Report, then you should immediately contact the Inspector and have the matter explained to you.

If you have any questions at all or require any clarification, then contact the Inspector prior to acting on this Report.

NOTICE TO THE PURCHASER

(a) Prior to or on Exchange, and prior to the commencement of the 'Cooling-off Period', you were given an Inspection Report on the Property you intend on purchasing ("the Report"). The Purchaser is advised that this Report reflects the condition of the property existing at the time of the Inspection (Inspection Date) and may not reflect the current state. Timber Pests, particularly Termites, may have gained entry to the property since the Inspection Date. Termites can, in a relatively short period, cause significant damage to both structural and non-structural timbers within and around the buildings of the Property.

Termites (white ants) may be difficult to detect and much of the damage caused may not be readily visible. If damage exists, then it may cost thousands of dollars to repair.

It is, therefore, very strongly recommended that you urgently arrange for another Inspection and Report in accordance with AS4349.3 to be carried out prior to exchange, or prior to the expiration of any 'Cooling off Period', and prior to settlement.

(b) If the Report indicated the presence of Termites, termite damage or recommends any treatments or other Inspections and Reports, you should obtain copies of the treatment proposal, any certificates of treatments carried out, details of all repairs including copies of quotations, invoices, and any other Reports.

It is strongly recommended that you arrange for an Inspection and Report in accordance with AS 4349.3 to verify that the treatment has been successful and carried out in accordance with AS 3660.2 and a further building Inspection in accordance with AS 4349.1.

(c) If you fail to procure a further Inspection and report as recommended in (a) and (b), or fail to obtain copies of the treatment proposal, certificates of treatment carried out, details of all repairs including copies of quotations, invoices and any other reports as recommended in (b) above, then it will be deemed that you have decided not to have a further Inspection and report carried out, or to obtain copies of certificates of treatments carried out, details of all repairs including copies of quotations, invoices and any other reports.

It will be deemed that you have relied upon your own enquiries and the report, knowing the possible consequences and that the condition of the property, as stated in the report, may have changed.

(d) The person carrying out the Inspection and the company, partnership or sole trader that employs that person will have no liability to you for any damage or loss you may suffer as a result of your entering the contract to purchase the property or in connection with completing the purchase of the property as a result of your failure to heed the advice given in (a) and (b) and the warning contained in (c) above, and may use such failure in defense of any claim that you may later make against any of them.

Compliance Report



COMPLIANCE REPORT

This is a Compliance Report regarding any unapproved structures or alterations. ACT Property Inspections have accessed the attached Building File from ACT Planning and Land Authority (ACTPLA) and hold no responsibility for any inaccuracies in the Building File supplied by ACTPLA. The Compliance report is based solely upon the information available from the Building File which does not contain information regarding Plumbing or Electrical work that has taken place since the original construction. Information regarding the Plumbing and Electrical is available upon application from ACTPLA. Since we are not Plumbers or Electricians, we are unable to comment on those works. If structures have been noted as requiring approval, a Certifier should be engaged to assess if the structure will comply with the relevant ACT legislation. Owners must be aware that unapproved structures may not comply and may require significant repair, design change or possible removal.

Property Address: 11 Drummond Row, Yarralumla ACT 2600
Block & Section: Block 14 Section 55 YARRALUMLA
Inspection Date: Monday, April 13th 2026

APPROVAL STATUS

Description	Plan number	Certificate of occupancy date	Approval status
Demolition of Existing Residence Rectification of Party Wall	B20233692/A	-	A Certificate of Occupancy has not been awarded for this work.
New Residence, Garage, Porch, Alfresco & Balcony	B20234520/A+/B	21/11/2025	Approved.

ACTPLA COMMENTS

- No Certificate of Occupancy for B20233692/A – Final only

SURVEY REPORT

Survey Report completed by	Date Survey report was completed	Comments
TSD Surveying	Tuesday, 13 February 2024	Please refer to survey report.

Conveyancing File



CONVEYANCING PART 2

No information is provided in respect of electrical, drainage or sewer matters and or to the location of overhead power lines or underground cables in relation to the building.

	<u>Yes</u>	<u>No</u>
1. (a) Is this a government or ex government house?	<input type="checkbox"/>	<input checked="" type="checkbox"/>
(b) If yes, is there a building file with approvals on it?	<input type="checkbox"/>	<input type="checkbox"/>
2. Is there any record of incomplete building work on the building file? If yes - file copies attached	<input checked="" type="checkbox"/>	<input type="checkbox"/>
3. Are there any records on the building file of current (within 5 years) housing Indemnity insurance policies for building work? If yes - file copies attached	<input type="checkbox"/>	<input checked="" type="checkbox"/>
4. Are there any records on the building file showing building applications still being processed? (Current within 3 years) If yes - file copies attached	<input checked="" type="checkbox"/>	<input type="checkbox"/>
5. Are there any records on the building file in relation to loose-fill asbestos insulation?	<input type="checkbox"/>	<input checked="" type="checkbox"/>

If available, copies of the following documents are provided:

• Certificate/s of Occupancy and Use	<input checked="" type="checkbox"/>	<input type="checkbox"/>
• Survey Certificates	<input checked="" type="checkbox"/>	<input type="checkbox"/>
• Unit Plan/Unit Entitlements (if property is unit titled)	<input type="checkbox"/>	<input checked="" type="checkbox"/>
• Approved Building Plans	<input checked="" type="checkbox"/>	<input type="checkbox"/>
• Ex- government Building Plans*	<input type="checkbox"/>	<input checked="" type="checkbox"/>

If requested:

• Drainage Plan(s)	<input checked="" type="checkbox"/>	<input type="checkbox"/>
--------------------	-------------------------------------	--------------------------

ASBESTOS

The ACT Government is not able to guarantee the accuracy of the information in this report.

You should make your own enquiries and obtain reports (from a licensed Asbestos Assessor) in relation to the presence of loose fill asbestos insulation (and other forms of asbestos) on the premises. For more information go to the Asbestos Awareness Website –

www.asbestos.act.gov.au

Please note: Development Approval plans will not be included in this report (We do not receive Development Approval Plans unless they are part of a Building Approval in which case they become Building Approval Plans), if development approval was granted you can request copies of the Development Approval plans from ACEPDcustomerservices@act.gov.au.

Please Note: Building approvals that have been generated via eDevelopment will be issued with a project number prefixed by the letter B. Initial building approval documentation will be identified with project number B20XXXX only but will be referenced as B20XXXX/A on the Certificate of Occupancy and Use. Any amendments to the original approval will be issued with the project number and an alphanumeric digit. The first amendment will be identified as B20XXXX/B, the second amendment B20XXXX/C etc. Not all eDevelopment plans will be stamped with the plan number.

*Ex Government plans: Plans are typical and not specific to each residence. There may be slight changes to the layout or window locations that were not required to be approved.

Search officer comments (if any?)

Search officer initials: Tony

Cost of application: \$ 144.79

Date completed:

04/03/2026

Our Ref: 3453-ID

13th February 2024

Elliott Hardie Homes
chris.gozzard@elliotthardie.com

Dear Sir/Madam,

RE: Identification Report for Block 14 Section 55, Yarralumla

In accordance with your instructions, I have surveyed land for Identification purposes, in the Division of Yarralumla, District of Canberra Central, having a curved frontage of 10.085 metres arc to Drummond Row, being Block 14 Section 55 in Deposited Plan 5209 and known as 11 Drummond Row, shown edged in red on the accompanying sketch plan.

IMPROVEMENTS:

Upon this land stands the concrete foundation of a building in the course of construction, to be on completion a cottage residence in the position shown on the sketch plan. This identification report is limited to this concrete foundation only.

EASEMENTS:

There is a *Drainage & Electric Supply Easement 2.5 metres Wide* as well as a *Drainage Easement 1 Metre Wide* that affects the subject land as shown on the accompanying sketch plan.

NOTES:

1. The above report has been prepared for identification purposes for use in this matter only and is not to be used for boundary definition or by any party other than Elliott Hardie Homes.
2. Further survey, boundary marking and set out, will be required if any construction work is undertaken on or near the boundaries.

Yours Faithfully

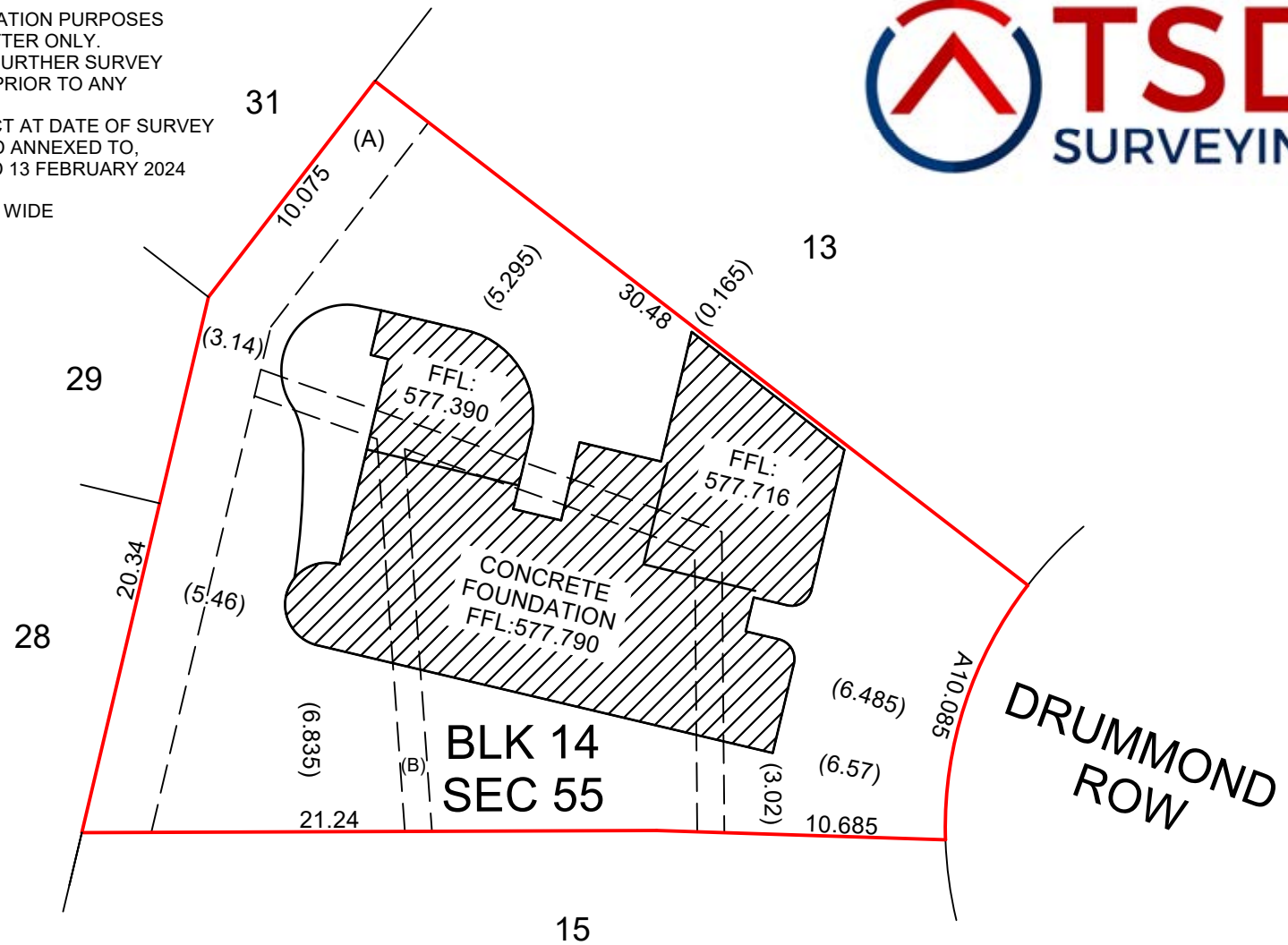

A handwritten signature in black ink, appearing to read 'Darmody', written in a cursive style.

Thomas Darmody
Registered Surveyor

NOTES

- THIS PLAN HAS BEEN PREPARED FOR IDENTIFICATION PURPOSES FOR EXCLUSIVE USE BY THE CLIENT IN THIS MATTER ONLY.
- NOT TO BE USED FOR BOUNDARY DEFINITION. FURTHER SURVEY AND BOUNDARY MARKING MAY BE NECESSARY PRIOR TO ANY FUTURE DEVELOPMENT
- SURVEY DATA SHOWN ON THIS PLAN IS CORRECT AT DATE OF SURVEY
- THIS IS THE SKETCH PLAN REFERRED TO IN, AND ANNEXED TO, OUR REPORT TO ELLIOTT HARDIE HOMES DATED 13 FEBRUARY 2024


- (A) - DRAINAGE & ELCTRIC SUPPLY EASEMENT 2.5 WIDE
- (B) - DRAINAGE EASEMENT 1 WIDE



PROJECT		
IDENTIFICATION SURVEY OF BLK 14 SEC 55 DP 5209 11 DRUMMOND ROW, YARRALUMLA		
CLIENT		ELLIOTT HARDIE HOMES
DATUM: AHD	SURVEYED: MS	SCALE: 1:250 (A4)
CONTOUR INTERVAL: N/A	DRAWN: MS	PLAN REF: 3453-ID
OUR REF: 3453-ID	CHECKED: TD	DATE: 13th FEBRUARY 2024


 THOMAS DARMODY
 REGISTERED SURVEYOR
 Ph: 02 7204 6295
 tom@tsdsurveying.com.au

INSPECTION RECORD

Project Details: PO-B14S55YAR-0006			
Building Number:	B20233692	Project Number:	C230488
Suburb:	YARRALUMLA	Project Description:	Demolition of Existing Residence Retification of Party Wall
Block:	14	Licenced Builder:	Irwin Hartshorn Group Pty Ltd
Section:	55	Street Address:	11 Drummond Row
Inspection Details:			
Inspection Stage	Demolition Final		
Inspection Result	Satisfactory		
The following directions / comments are given to the licenced builder in order to achieve compliance:			
Inspected by: Dylan Turner		McKenzie Group Consulting (NSW) Pty Ltd ABN: 53 093 211 995 COLA: 2013251	01 February 2024
<p>Note 1: A visual inspection of a representative sample of the building work was undertaken from the floor level only and was found to be substantially in accordance with Section 42 of the Building Act 2004.</p> <p>Note 2: The results of the inspection are based on the status of the building work at the time of inspection and do not cover works undertaken after the inspection or between inspection stages.</p> <p>Note 3: It is the responsibility of the licenced builder to ensure all building works, including, but not limited to, the items identified during the inspection, are complete in a proper and skilful way.</p> <p>Note 4: Consent to proceed does not relieve other parties of their responsibilities in ensuring compliance with relevant statutes.</p>			



CLIENT LACHLAN & SAMANTHA MCSHANE
 ADDRESS BL14 S55 11 DRUMMOND ROW

DEMOLITION PLAN

BLOCK 14 SEC 55 SCALE 1:200 @ A3

DWG NO. **A104** REVISION. **03**

REV	AMENDMENT	DATE
REV01	DA SUBMISSION	30092022
REV02	DA SUBMISSION	20102022
REV03	DA SUBMISSION	11112022

GENERAL NOTES

THE BUILDER SHALL VERIFY ALL DIMENSIONS ON SITE BEFORE COMMENCING ANY WORK OR SHOP DRAWINGS. FIGURED DIMENSIONS SHALL TAKE PRECEDENCE OVER SCALED DIMENSIONS. ANY DISCREPANCIES ARE TO BE REFERRED TO THE DESIGNER IMMEDIATELY. THE DESIGN & DETAILS SHOWN ON THIS DRAWING ARE COPYRIGHT © AND REMAINS THE PROPERTY OF MCSHANE STUDIO. ALL WORK SHALL BE CARRIED OUT IN ACCORDANCE WITH THE BUILDING CODE OF AUSTRALIA AND ALL RELEVANT AUSTRALIAN STANDARDS & LOCAL AUTHORITIES' REGULATIONS.

DEMOLITION
 PROVIDE ALL NECESSARY DEMOLITION WORK REQUIRED FOR THE PROPER COMPLETION OR HE OF THE RENOVATIONS, ALTERATIONS AND ALL OTHER ASSOCIATED WORKS. WHERE DEMOLITION WORK IS CARRIED OUT ENSURE THAT ADEQUATE STRUCTURAL SUPPORT IS PROVIDED TO MAINTAIN THE INTEGRITY OF EXISTING STRUCTURE PRIOR TO REMOVING ANY EXISTING BUILDING ELEMENT. PROTECT MATERIALS AND PROPERTY FROM DAMAGE. MAKE GOOD EXISTING WORK THAT HAS BEEN DAMAGED. NEW DETAIL TO MATCH EXISTING WHERE APPROPRIATE AND, UNLESS OTHERWISE DIRECTED, NEW FINISH TO BLEND INTO ADJACENT SURFACES. SERVICES: WHERE EXISTING SERVICES ARE TO BE MODIFIED, DISCONNECTED, OR RELOCATED ENSURE THAT ALL REDUNDANT SERVICES ARE MADE SAFE. DEMOLISHED MATERIALS: EXCEPT FOR MATERIALS AS DIRECTED BY THE CLIENT TO BE SALVAGED OR RE-USED, DEMOLISHED MATERIALS ARE THE PROPERTY OF THE CONTRACTOR AND MUST BE REMOVED FROM THE SITE. DO NOT BURN OR BURY DEMOLISHED MATERIALS ON THE SITE. STANDARD TO AS 2601.

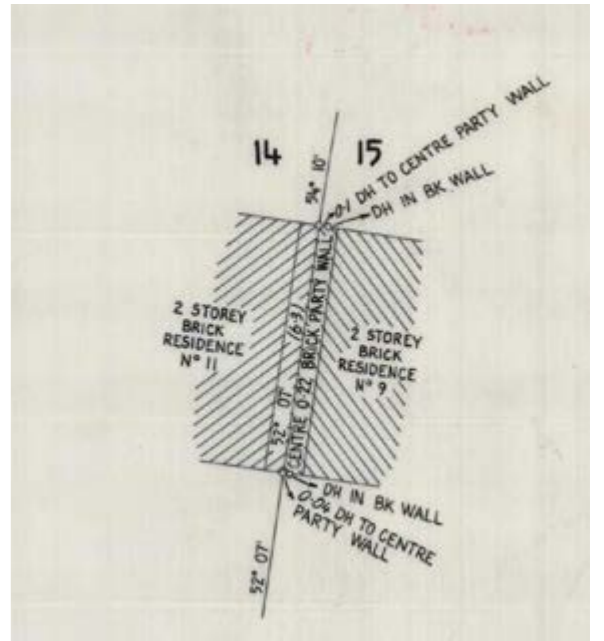

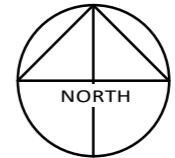
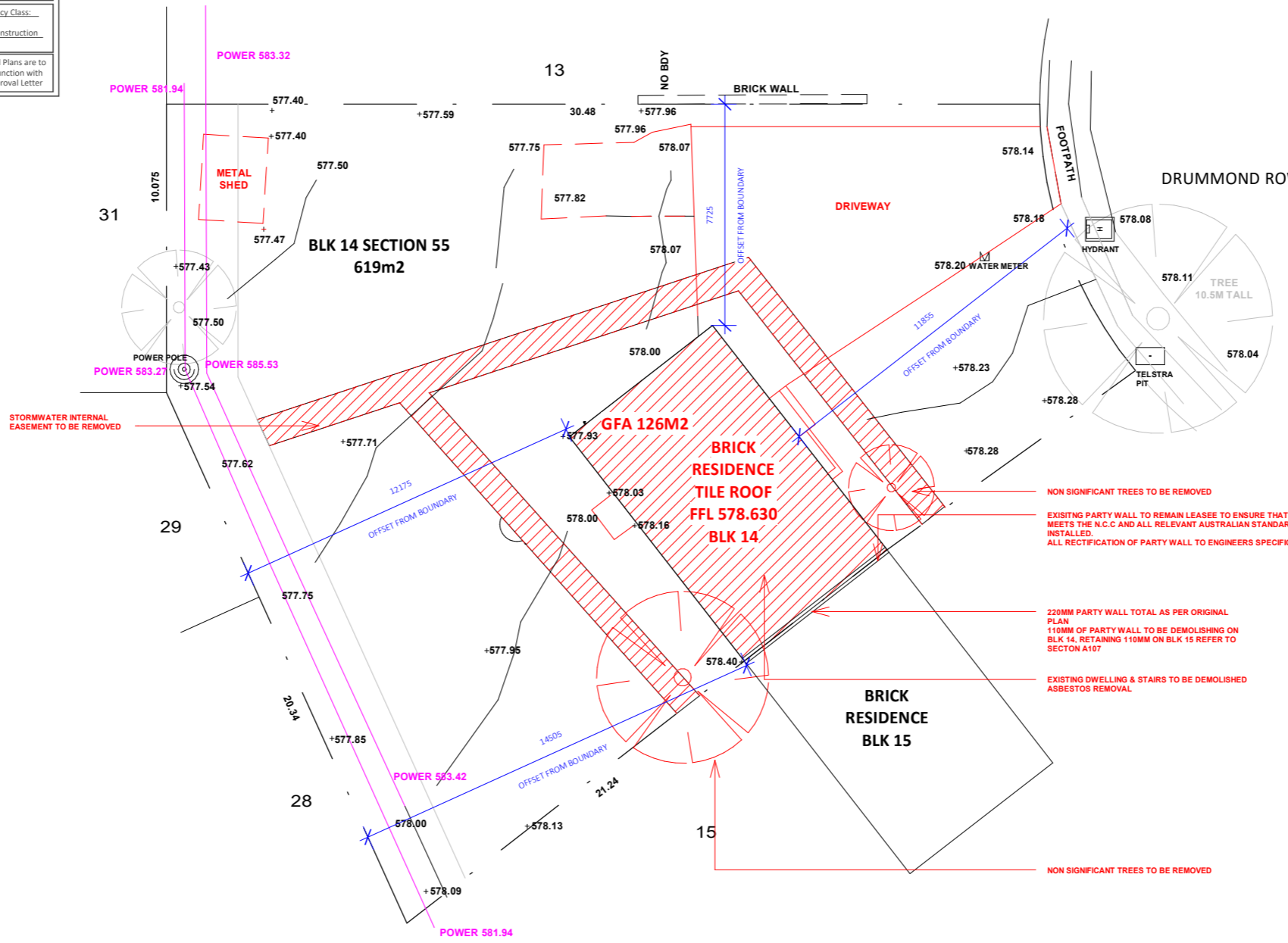
ASBESTOS
 CLIENTS WITH EXISTING BUILDINGS CONSTRUCTED IN 1985 OR PRIOR IN ACT OR 1988 OR PRIOR IN NSW MUST ENGAGE A LICENSED ASBESTOS ASSESSOR TO DETERMINE IF ASBESTOS IS ON THE PROPERTY AND IF SO MUST HAVE AN ASBESTOS REMOVAL CONTROL PLAN DEVELOPED IN ACCORDANCE WITH THE CODE OF PRACTICE FOR SAFE REMOVAL OF ASBESTOS NATIONAL OCCUPATIONAL HEALTH AND SAFETY COMMISSION 2ND EDITION (NOHSC:2002 (2005)).

GENERAL NOTES
 ALL BUILDING & GARDEN MATERIALS TO BE RECYCLED EITHER ON SITE OR TO BE TAKEN TO A RECYCLING CENTRE

BUILDER IS RESPONSIBLE FOR THE REINSTATEMENT OF ALL DAMAGE INCURRED TO LAND, VEGETATION, SERVICES, PATHS AND ROADS AS A RESULT OF THIS CONSTRUCTION WORK.
 NO EXCESS SPOIL WILL BE REMOVED FROM SITE, ALL SPOIL TO BE REUSED ON SITE.
 ALL EXCESS SOIL ON STREET TO BE SWEEPED UP, FAIRLY CHECK REQUIRED BY BUILDER

AREA SCHEDULE

TOTAL GFA (GROSS FLOOR AREA)	126M2
GROUND FLOOR AREA	63M2
UPPER FLOOR AREA	63M2 (APPROX.)
PLOT RATIO 50% PLOT RATIO	50%
BLOCK SIZE	619M2



PARTY WALL THICKNESS AS PER ORIGINAL PLANS

REV	AMENDMENT	DATE
REV01	DA SUBMISSION	30092022
REV02	DA SUBMISSION	20102022
REV03	DA SUBMISSION	11112022

GENERAL NOTES

THE BUILDER SHALL VERIFY ALL DIMENSIONS ON SITE BEFORE COMMENCING ANY WORK OR SHOP DRAWINGS. FIGURED DIMENSIONS SHALL TAKE PRECEDENCE OVER SCALED DIMENSIONS. ANY DISCREPANCIES ARE TO BE REFERRED TO THE DESIGNER IMMEDIATELY. THE DESIGN & DETAILS SHOWN ON THIS DRAWINGS ARE COPYRIGHT © AND REMAINS THE PROPERTY OF MCSHANE STUDIO. ALL WORK SHALL BE CARRIED OUT IN ACCORDANCE WITH THE BUILDING CODE OF AUSTRALIA AND ALL RELEVANT AUSTRALIAN STANDARDS & LOCAL AUTHORITIES' REGULATIONS.

GENERAL NOTES
VERGE MANAGEMENT SEDIMENT CONTROL
 ALL PROPOSED SERVICE CONNECTIONS/DISCONNECTIONS IF ANY IN THE VERGE MUST BE DESIGNED AND UNDERTAKEN WITHOUT DAMAGE TO THE STREET TREES
 THE VERGE AND STREET TREES ARE TO BE PROTECTED WITH TEMPORARY FENCING TO PREVENY ANY USE DURING CONSTRUCTION
 THE FENCING MUST BE PLACED SO THAT THE VERGE IS PROTECTED
 BUT ACCESS TO THE PEDESTRIAN NETWORK IS PROVIDED AT ALL TIMES

AUTHORITY GUIDELINES FOR CONSTRUCTION AND LAND DEVELOPMENT IN THE ENVIRONMENT WILL COMPLY WITH THE ACT ENVIRONMENT PROTECTION THE ACT, AUGUST 2007

NO CONSTRUCTION MATERIALS TO BE STORED ON VERGES
 NO CAR PARKING OR EQUIPMENT PARKING PERMITTED ON VERGES
 NO SITE SHEDS, STORAGE SHEDS, SITE AMENITIES OR BILLBOARDS TO BE ERECTED ON VERGES,

FENCE OF ANY EXISTING VERGE TREES. FENCING TO BE ERECTED BEFORE THE COMMENCEMENT OF ANY SITE WORK AND REMOVED AT COMPLETION OF ALL CONSTRUCTION AND COMMENCEMENT OF VERGE RESTORATION. THE FENCE IS TO REMAIN CONTINUOUS THROUGHOUT THE PROJECT. FENCING MUST NOT BE REMOVED FOR SERVICE INSTALLATION ACROSS THE VERGE UNLESS APPROVED BY TAMS

ALL, IF ANY, STREET TREES ARE TO BE RETAINED AND KEPT UNDAMAGED. EXISTING CROWN CLEARANCE IS NOT TO BE ALTERED. ENSURE CONSTRUCTION EQUIPMENT CAN PASS BENEATH THE LOWEST LIMB THROUGH THE DRIVEWAY ACCESS. CROWNS AND APEX OF CANOPIES ARE NOT TO BE ALTERED OR REDUCED. ENSURE LIFTING EQUIPMENT AND LOAD CAN CLEAR HEIGHT AND WIDTH OF TREE CROWN WITHOUT DAMAGE TO THE CROWN

MAINTENANCE SCHEDULE
 TURN OVER STABILISED CONSTRUCTION ENTRY MATERIAL AND TOP UP AS REQUIRED

MONTHLY
 CHECK AND REINSTATE SILT CONTROL FENCES

WEEKLY
 SWEEP AND REMOVE ANY DIRT TRACKED ONTO PUBLIC ROADS BY VEHICLES. ALL NECESSARY STEPS SHOULD

DAILY
 BE TAKEN THAT ARE PRACTICAL AND REASONABLE TO MINIMISE DUST POLLUTION ON LAND DEVELOPMENT AND CONSTRUCTION SITE
 LIMIT VEHICLE CONSTRUCTION ACCESS TO SITE DURING AND IMMEDIATELY FOLLOWING WET WEATHER
DURING/AFTER WET WEATHER
DUST MANAGEMENT

- A WATER CART OR SUFFICIENT WATER SPRAYS SHALL BE MADE AVAILABLE IN DRY AND WINDY CONDITIONS TO MAINTAIN DUST SUPPRESSION
- WATER SHALL BE APPLIED TO SUPPRESS DUST FROM OPEN EARTHWORKS AS WELL AS UNPROTECTED STOCKPILES
- STOCKPILES SHALL BE EITHER COVERED OR SEEDED TO PREVENT DUST
- AREAS OF COMPLETED EARTHWORKS SHALL BE PROGRESSIVELY REHABILITATED WITH DRYLAND GRASS AND FENCED OFF AS SOON AS PRACTICABLE TO PREVENT FURTHER EROSION
- THE CONTRACTOR SHALL CONTACT ACTEWAGL TO OBTAIN AN EXEMPTION TO USE WATER ON THE SITE

BUILDER IS RESPONSIBLE FOR THE REINSTATEMENT OF ALL DAMAGE INCURRED TO LAND, VEGETATION, SERVICES, PATHS AND ROADS AS A RESULT OF THIS CONSTRUCTION WORK
 NO EXCESS SPOIL WILL BE REMOVED FROM SITE, ALL SPOIL TO BE REUSED ON SITE
 ALL EXCESS SOIL ON STREET TO BE SWEEPED UP, DAILY CHECK REQUIRED BY BUILDER
 DEVELOPMENT TO COMPLY WITH THE ENVIRONMENTAL PROTECTION AUTHORITY, ENVIRONMENT PROTECTION GUIDELINES FOR CONSTRUCTION AND LAND DEVELOPMENT IN THE ACT, AUGUST 2007

AREA SCHEDULE

TOTAL GFA (GROSS FLOOR AREA)	126M2
GROUND FLOOR AREA	63M2
UPPER FLOOR AREA	63M2 (APPROX.)
PLOT RATIO	50% PLOT RATIO
BLOCK SIZE	619M2

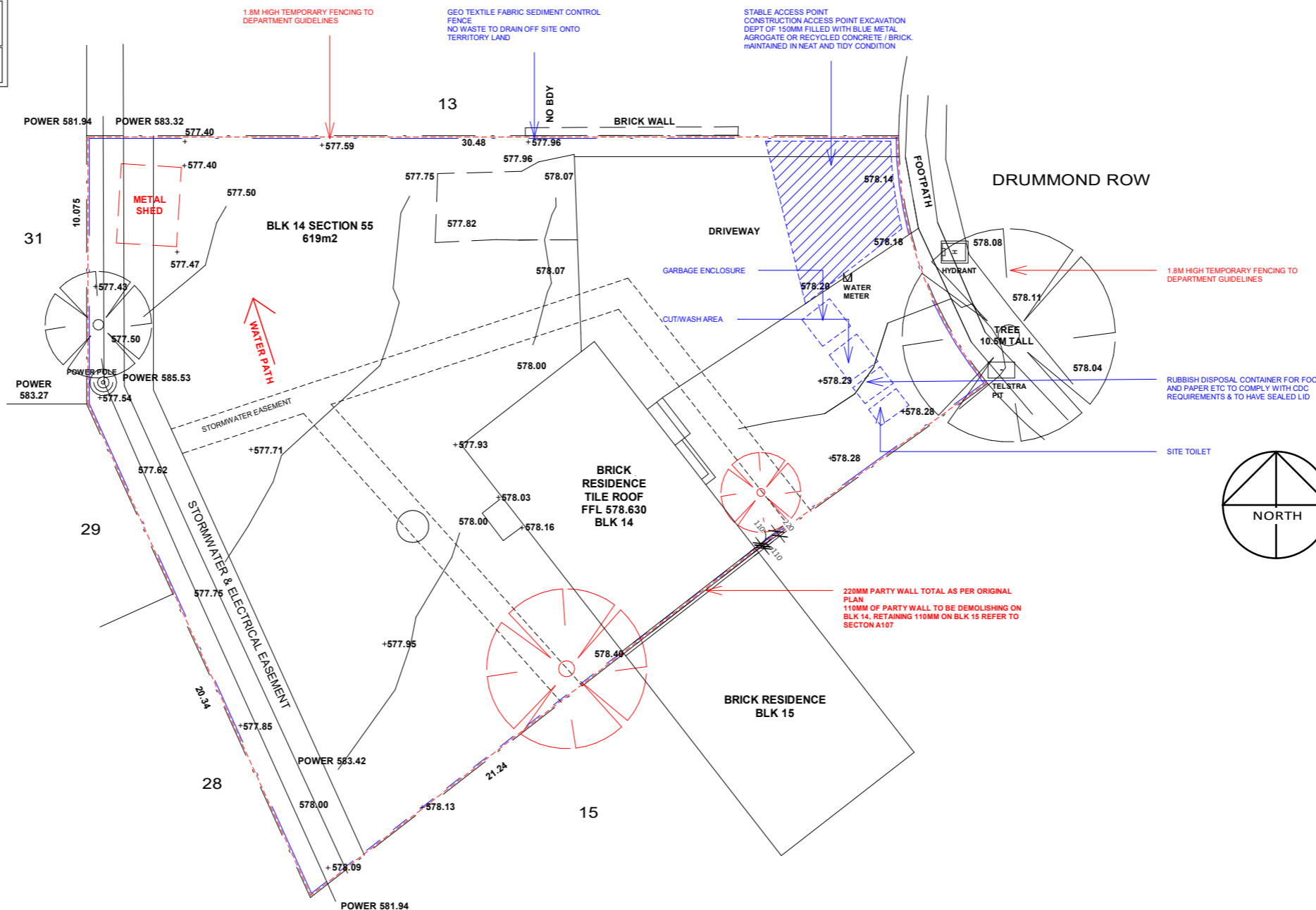
BCA certifiers
 ABN: 58 138 755 734
 Date Issued:
 27 September 2023

BUILDING APPROVAL
 Issued Under S.28 of
 the Building Act 2004.

BCA Certifiers
 Australia Pty Ltd
 Lic. No: 200714

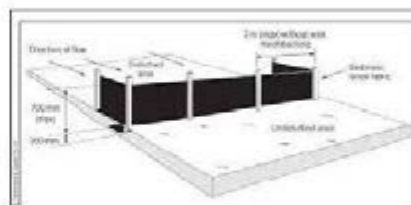
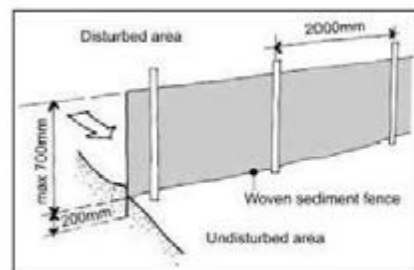
BCA Occupancy Class:
 1a
 BCA Type of Construction
 N/A

Building Approval Plans are to
 be Read in Conjunction with
 the Building Approval Letter



1 VERGE MANAGEMENT SEDIMENT CONTROL

1 : 200





Certificate of Occupancy and Use

Certificate No.: **B20234520C1**

Access Canberra Land, Planning and Building Services

ABN 16 479 763 216
8 Darling Street Mitchell
GPO Box 158 ACT 2601
www.act.gov.au/accesscbr

This Certificate is issued in accordance with Section 69 (2) of the Building Act 2004.

The building work listed on this certificate has been completed substantially in accordance with the prescribed requirements and is considered fit for occupation and use.

Unit	Block	Section	Division (Suburb)	District	Jurisdiction
	14	55	YARRALUMLA	CANBERRA CENTRAL	Australian Capital Territory

Plans
B20234520/A
B20234520/B

Building Works

Class of Occupancy	Nature of Work	Project Item Description	Other Description	Type Of Const.	Unit	BCN ID	Builder
1a	New Standard	DA EXEMPT-RESIDENCE	Construction of New Dwelling	NA		B20234520N1	ELLIOTT HARDIE HOMES PTY LIMITED
10a	New	DA EXEMPT-GARAGE	Construction of New Garage, Porch, Alfresco & Balcony	NA		B20234520N1	ELLIOTT HARDIE HOMES PTY LIMITED

Comments

Important Note:

The issue, under this Part, of a certificate in respect of a building or portion of a building does not affect the liability of a person to comply with the provisions of a law of the territory (including this Act) relating to the building or portion of the building.

Issued by: Trang Dang

Issued on: 21/11/2025

Delegate of the ACT Construction Occupations Registrar.

NO. SHEET NAME

A101	COVER PAGE
A102	GENERAL NOTE
A103	EXISTING SITE PLAN
A104	DEMOLITION PLAN
A105	VERGE MANAGEMENT SEDIMENT CONTROL
A106	ELEVATION
A107	SECTION
A108	PROPOSED SITE PLAN
A200	GROUND FLOOR PLAN
A201	UPPER FLOOR PLAN
A202	ROOF PLAN
A203	ELEVATIONS 1
A204	ELEVATIONS 2
A205	BUILDING AND SOLAR ENVELOPE
A206	SECTION
A207	WINTER SOLSTICE 9AM
A208	WINTER SOLSTICE 12PM
A209	WINTER SOLSTICE 3PM
A210	WATERPROOFING NOTES
A211	PPOS
A300	MOODBOARD
A301	MOODBOARD
A302	INTERIOR GF REFERENCE PLAN
A303	INTERIOR UFL REFERENCE PLAN
A400	KITCHEN
A401	KITCHEN RENDER
A402	BREAKFAST TABLE
A403	BULTERS PANTRY
A404	LIVING ROOM
A405	LOUNGE ROOM
A406	POWDER ROOM
A407	LAUNDRY
A408	LINEN/ ARCH DETAIL
A410	STAIRCASE
A411	ENSUITE BED 1
A412	BBQ AREA
A413	STUDY
A414	LINEN
A415	W/C
A416	MAIN BATHROOM
A417	WIR MASTER
A418	MASTER ENSUITE
A419	FRONT DOOR DETAIL
A501	GROUND FLOOR LIGHTING AND POWER LAYOUT
A502	UPPER FLOOR LIGHTING AND POWER LAYOUT

ISSUED APPROVED FOR CONSTRUCTION
ALL SAMPLES HAVE BEEN SIGHTED AND APPROVED BY CLIENT
 ANY DISCREPANCIES INCONSISTENCIES OR THE LIKE IS TO BE REFERRED TO MCSHANE STUDIO PRIOR TO THE COMMENCEMENT OF ORDERING FACILITATING OR COMMENCEMENT OF ANY WORKS OF ANY KIND.

INTERIOR DWG
 REV07 - INT FOR CONSTRUCTION DWG 14072023
 REV05 - INTFINSH FOR CONSTRUCTION 14072023

PROPOSED GFA AND NON GFA

AREA	NAME
GFA	110 m ² UFL
GFA	48 m ² GARAGE
GFA	144 m ² GFL
NON GFA	20 m ² BALCONY UFL
NON GFA	1 m ² PORCH
NON GFA	25 m ² ALFRESCO
GFA	7 m ² STAIR VOID

BLOCK AREA 618 M2
50% PLOT RATIO 309 M2
 (618X0.6= 370.8)
 P.O.S 60% 151+48 = 199 M2 - 618 M2 = 419 M2 (COMPLY TO R38A)

(AT LEAST 50% OF THE MINIMUM AREA IS PLANTING AREA)

(GF- P.O.S) MAX BUILD ON GROUND = 199M2 - 370.8M2 = 171.8 LEFT OVER COMPLIES

SITE COVERAGE 225 M2 / 618 X100 = 36.40%

GFA	309M2
NON GFA	46M2 (PLEASE NOTE GFA ONLY NEEDS TO MEET PLOT RATIO)
TOTAL	355M2



CLIENT LACHLAN & SAMANTHA MCSHANE
ADDRESS B14 S55 11 DRUMMOND ROW


COVER PAGE

BLOCK14 SEC 55 SCALE 1:100 @ A3

DWG NO. **REVISION.**
A101 **07-INT**
13-ARCH

REV	AMENDMENT	DATE
REV01-ARCH	CONCEPT 1 PSP	09/03/2022
REV02-ARCH	FSP CONCEPT	11/04/2022
REV03-ARCH	FSP REV02	28/06/2022
REV04-ARCH	MARK UPS	03/08/2022
REV05-ARCH	FRONT FACADE CHANGES	08/08/2022
REV06-ARCH	ADDING WALL THICKNESS	20/08/2022
REV07-ARCH	PANTRY/ STAIR / ALFRESCO CHANGES	22/08/2022
REV08-ARCH	FOR CONSTRUCTION/ DA	17/10/2022
REV01-INT	PSP_INTERIORS	13/01/2023
REV02-INT	FSP_INTERIORS	13/02/2023
REV03-INT	FSP_INTERIORS	22/02/2023
REV04-INT	CP_REVIEW PRIOR TO FINAL	24/03/2023
REV05-INT	CP_REVIEW PRIOR TO FINAL	22/06/2023
REV06-INT	CP_REVIEW PRIOR TO FINAL	29/06/2023
REV07-INT	CP_FOR CONSTRUCTION	14/07/2023
REV09-ARCH	CP_FOR CONSTRUCTION	14/07/2023
REV10-ARCH	CP_FOR CONSTRUCTION	14/08/2023
REV11-ARCH	CP_FOR CONSTRUCTION (CHANGED LEVELS FOR 1N)	14/09/2023
REV12-ARCH	CP_FOR CONSTRUCTION	21/09/2023
REV13-ARCH	CP_7A TABLE ADDED	31/10/2023

GENERAL NOTES | THE BUILDER SHALL VERIFY ALL DIMENSIONS ON SITE BEFORE COMMENCING ANY WORK OR SHOP DRAWINGS. FIGURED DIMENSIONS SHALL TAKE PRECEDENCE OVER SCALED DIMENSIONS. ANY DISCREPANCIES ARE TO BE REFERRED TO THE DESIGNER IMMEDIATELY. THE DESIGN & DETAILS SHOWN ON THIS DRAWINGS ARE COPYRIGHT © AND REMAINS THE PROPERTY OF MCSHANE STUDIO. ALL WORK SHALL BE CARRIED OUT IN ACCORDANCE WITH THE BUILDING CODE OF AUSTRALIA AND ALL RELEVANT AUSTRALIAN STANDARDS & LOCAL AUTHORITIES' REGULATIONS. THIS DRAWING REMAINS COPYRIGHT OF MCSHANE STUDIO PTY LTD. USE NOTED DIMENSIONS ONLY. DO NOT SCALE OFF DRAWINGS. NOT TO BE USED FOR CONSTRUCTION UNLESS NOTED FOR CONSTRUCTION. LEVELS SHOWN ARE INDICATIVE AND SUBJECT TO FINAL CONFIRMATION ON SITE PRIOT TO CONSTRUCTION.



SUPPORTING DOCUMENTATION FOR BUILDING APPROVAL
 ISSUED UNDER S28 OF THE BUILDING ACT 2004
 LICENCE NUMBER: 2013251

 1a & 10a
 BCA OCCUPANCY CLASS

 N/A
 BCA TYPE OF CONSTRUCTION

ISSUE DATE: 24/11/2023

 CERTIFIER'S SIGNATURE
 ACN 093 211 995

GENERAL BUILDING NOTES

CONTRACTOR TO PROVIDE ALL LABOUR, MATERIALS, FITTINGS, PLANT, TOOLS, PERMITS, INSURANCES ETC NECESSARY FOR THE PROPER COMPLETION OF THE WORK AND ENSURE THAT ALL LABOUR AND MATERIALS IN ALL TRADES ARE THE BEST OF THEIR RESPECTIVE KINDS. CONTRACTOR IS TO INFORM HIMSELF OF ALL SITE CONDITIONS AND SCOPE OF WORK PRIOR TO COMMENCING. ALL NECESSARY ALLOWANCES ARE TO BE INCLUDED AS REQUIRED FOR THE SATISFACTORY COMPLETION OF THE ALTERATIONS WHETHER EXPRESSLY INDICATED OR NOT AND AS NECESSITATED BY SITE CONDITIONS. FOLLOW FIGURED DIMENSIONS ON THE DRAWINGS. CHECK AND VERIFY DIMENSIONS PRIOR TO STARTING ANY WORK. WHERE ADJUSTMENTS ARE REQUIRED TO SUITE SITE CONDITIONS CONSULT CLIENT FOR APPROVAL. MATERIALS AND WORKMANSHIP TO BE IN ACCORDANCE WITH THE BUILDING CODE OF AUSTRALIA , THE ACT APPENDIX, AND ALL OTHER RELEVANT CODES. MATERIALS STORED ON SITE SHALL BE PLACED LEVEL BEARERS CLEAR OF THE GROUND AND PROTECTED FROM EXPOSURE TO THE WEATHER AND FROM OTHER DAMAGE.

DEMOLITION

PROVIDE ALL NECESSARY DEMOLITION WORK REQUIRED FOR THE PROPER COMPLETION OR HE OF THE RENOVATIONS, ALTERATIONS AND ALL OTHER ASSOCIATED WORKS. WHERE DEMOLITION WORK IS CARRIED OUT ENSURE THAT ADEQUATE STRUCTURAL SUPPORT IS PROVIDED TO MAINTAIN THE INTEGRITY OF EXISTING STRUCTURE PRIOR TO REMOVING ANY EXISTING BUILDING ELEMENT. PROTECT MATERIALS AND PROPERTY FROM DAMAGE. MAKE GOOD EXISTING WORK THAT HAS BEEN DAMAGED. NEW DETAIL TO MATCH EXISTING WHERE APPROPRIATE AND, UNLESS OTHERWISE DIRECTED, NEW FINISH TO BLEND INTO ADJACENT SURFACES. SERVICES: WHERE EXISTING SERVICES ARE TO BE MODIFIED, DISCONNECTED , OR RELOCATED ENSURE THAT ALL REDUNDANT SERVICES ARE MADE SAFE. DEMOLISHED MATERIALS: EXCEPT FOR MATERIALS AS DIRECTED BY THE CLIENT TO BE SALVAGED OR RE-USED, DEMOLISHED MATERIALS ARE THE PROPERTY OF THE CONTRACTOR AND MUST BE REMOVED FROM THE SITE. DO NOT BURN OR BURY DEMOLISHED MATERIALS ON THE SITE. STANDARD TO AS 2601.

MATERIALS AND COMPONENTS

HAZARDOUS MATERIALS GIVE NOTICE IMMEDIATELY ANY HAZARDOUS MATERIALS OR CONDITIONS ARE FOUND.

ASBESTOS

CLIENTS WITH EXISTING BUILDINGS CONSTRUCTED IN 1985 OR PRIOR IN ACT OR 1988 OR PRIOR IN NSW MUST ENGAGE A LICENSED ASBESTOS ASSESSOR TO DETERMINE IF ASBESTOS IS ON THE PROPERTY AND IF SO MUST HAVE AN ASBESTOS REMOVAL CONTROL PLAN DEVELOPED IN ACCORDANCE WITH THE CODE OF PRACTICE FOR SAFE REMOVAL OF ASBESTOS NATIONAL OCCUPATIONAL HEALTH AND SAFETY COMMISSION 2ND EDITION (NOHSC:2002 (2005).

NOTE

- SPRINKLER HEADS MUST NOT BE PAINTED
- ANY SPRINKLER FIRE PROTECTION ALTERATION SHALL COMPLY WITH THE REQUIREMENTS OF THE RELEVANT AUSTRALIAN STANDARD AND WILL NEED TO BE ASSESSED ANDCOSTED.
- SPRINKLER ALTERATION COSTS CAN BE MINIMISED IF THE AGREED LAYOUT CAN BE FINALISED BEFORE THE SPRINKLER DROPPER LINES ARE INSTALLED ON SITE OFF THE MAIN SPRINKLER RANGE LINE ONCE THE GRID OR FRAMING FOR THE CEILING HAS BEENINSTALLED.
- IT IS A REQUIREMENT OF THE RELEVANT AUSTRALIAN STANDARD THAT A CLEAR SPAN OF 550MM BE MAINTAINED BELOW A SPRINKLER DEFLECTOR. THIS DIMENSION IS INCREASED TO 1000MMIN THE CASE OF HIGH PILED STORAGE.
- SPRINKLERS SHOULD NOT BE USED TO SUPPORT OTHER ITEMS, E.G. CHRISTMAS DECORATIONS, SIGNS, ETC. FAILURE TO COMPLY WITH THIS MAY CAUSE AN ACCIDENTALOPERATION.
- A SPRINKLER INSTALLED ABOVE A GAS BURNER MAY CAUSE AN ACCIDENTAL OPERATION.

SALVAGE:

RECOVER MATERIALS TO BE SALVAGED OR RE-USED WITHOUT DAMAGE.

RE-USE:

RE-USE ONLY MATERIALS RECOVERED FROM THE DEMOLITIONS IN A SOUND AND SUITABLE CONDITION. STORAGE: STORE IN AN APPROVED LOCATION ANY MATERIALS TO BE RE-USED.

REMOVAL:

COVER MATERIALS IN TRANSIT TO PREVENT SPILLAGE.

SUPPORT:

PROVIDE TEMPORARY SUPPORT FOR SECTIONS OF EXISTING BUILDINGS WHICH ARE TO BE ALTERED AND WHICH NORMALLY RELY FOR SUPPORT ON WORK TO BE DEMOLISHED. SUPPORT UNTIL PERMANENTLY SUPPORTED ON NEW WORK. CLEAR AWAY TEMPORARY SUPPORTS ON COMPLETION. GROUND SUPPORT: SUPPORT EXCAVATIONS FOR DEMOLITION OF UNDERGROUND STRUCTURES. WEATHER PROTECTION. IF WALLS OR ROOFS ARE OPENED FOR ALTERATIONS AND ADDITIONS OR THE SURFACES OF ADJOINING BUILDINGS ARE EXPOSED, PROVIDE TEMPORARY COVERS TO PREVENT WATER PENETRATION. PROVIDE COVERS TO PROTECT EXISTING PLANT AND EQUIPMENT AND MATERIALS INTENDED FOR RE-USE. DUST PROTECTION PROVIDE DUST-PROOF SCREENS, BULKHEADS AND COVERS TO PROTECT EXISTING FINISHES AND THE IMMEDIATE ENVIRONMENT FROM DUST AND DEBRIS.

CONCRETE

THIS SECTION, TOGETHER WITH ALL OTHER INSTRUCTIONS BY THE BUILDER, PROVIDE THE INSTRUCTIONS NECESSARY TO CARRY OUT THAT PART OF THE CONTRACT WHICH INVOLVES THE SUPPLY, PLACING, CURING AND FINISHING OF ALL MASS CONCRETE AND REINFORCED CONCRETE CONSTRUCTION. CONCRETE WORK TO COMPLY WITH ENGINEER'S DETAILS AND SPECIFICATIONS. SUPPLY READY MIXED CONCRETE COMPLYING WITH AS 1379 FROM AN APPROVED CONCRETE SUPPLIER. PROVIDE ALL NECESSARY REINFORCING FABRIC AS REQUIRED FOR THE PROPER FUNCTIONING OF CONCRETE ELEMENTS. REINFORCING TO BE FREE FROM LOOSE SCALE RUST, OIL, GREASE OR OTHER COATINGS UNLESS OTHERWISE DIRECTED. ALL CONCRETE WORK TO COMPLY WITH THE REQUIREMENTS OF THE STRUCTURAL ENGINEER.

CARPENTRY

GENERALLY PERFORM ALL OPERATIONS AND PROVIDE ACCESSORIES NECESSARY FOR THE SATISFACTORY COMPLETION OF TIMBERWORK COMPONENT OF THE WORK. EASE AND ADJUST MOVING PARTS, LUBRICATE HARDWARE AND LEAVE COMPLETED WORK IN A SOUND CLEAN WORKING CONDITION. USE SINGLE LENGTHS WHENEVER POSSIBLE. IF JOINTS ARE REQUIRED MAKE THEM OVER SUPPORTS UNLESS OTHERWISE SHOWN. ALL TIMBER WORK TO COMPLY WITH THE REQUIREMENTS OF AS 1684 NATIONAL TIMBER FRAMING CODE.

TRIM

PROVIDE TIMBER OR MEDIUM DENSITY FIBREBOARD TRIM SUCH AS BEADS, MOULDINGS AND STOPS WHERE NECESSARY TO MAKE NEAT JUNCTIONS BETWEEN COMPONENTS AND FINISHES. ALL TRIM TO MATCH EXISTING DETAIL WITHIN THE BUILDING UNLESS OTHERWISE DIRECTED.

HARDWARE

PROVIDE HARDWARE OF SUFFICIENT STRENGTH AND QUALITY TO PERFORM ITS FUNCTION, APPROPRIATE TO THE INTENDED CONDITIONS OF USE, SUITABLE FOR USE WITH ASSOCIATED HARDWARE, AND FABRICATED WITH FIXED PARTS FIRMLY JOINED. OPERATION ENSURE WORKING PARTS ARE ACCURATELY FITTED TO SMOOTH CLOSE BEARINGS, WITHOUT BINDING OR STICKING, FREE FROM RATTLE OR EXCESSIVE PLAY, LUBRICATED WHERE APPROPRIATE. INSTALLATION ON COMPLETION LEAVE THE HARDWARE PROPERLY ADJUSTED WITH WORKING PARTS IN WORKING ORDER. FIXINGS USE FIXINGS OF MATERIAL COMPATIBLE WITH THE ITEM BEING FIXED, MATCHING WHERE EXPOSED, AND OF SUFFICIENT STRENGTH, SIZE AND QUALITY TO PERFORM THEIR FUNCTION. PROVIDE A CORROSION RESISTANT FINISH TO CONCEALED FIXINGS. SUPPORT: PROVIDE APPROPRIATE BACK SUPPORT (FOR EXAMPLE LOCK STILES, BLOCKING, WALL NOGGINGS AND BACKING PLATES) FOR HARDWARE FIXINGS.

PLASTERER/INTERNAL LININGS

PLASTERBOARD (MIN 13MM THICK) WALL AND CEILING LINING CEILING LININGS SUPPLY, INSTALL AND COMPLETE ALL CEILINGS, CEILING SYSTEMS, BULKHEADS AND THE LIKE, INDICATED INCLUDING ALL EQUIPMENT AND MINOR WORK NECESSARY TO COMPLETE THE INSTALLATION. SUSPENDED CEILINGS SHALL IN ESSENCE COMPRISE A SUSPENSION SYSTEM, CROSS RAILS, FURRING CHANNELS, TRIMMINGS FIXINGS AND THE LIKE AS REQUIRED FOR THE COMPLETE AND TOTAL INSTALLATION OF THE CEILING SYSTEM. CEILING SYSTEM TO TIE INTO AND INTEGRATE WITH THE SYSTEM AS NECESSITATED AND AS REQUIRED. ALLOW FOR CLEANING DOWN AND REMOVING ALL PLASTER STAINS, SPILLAGE AND THE LIKE, FOR PROTECTING THE WORK FROM SUBSEQUENT DAMAGE AND FOR MAKING GOOD ANY DAMAGE CAUSED BY THE BUILDING OPERATIONS.

TILING

CUTTING AND LAYING. CUT TILES NEATLY TO FIT AROUND FIXTURES AND FITTINGS, AND AT MARGINS WHERE NECESSARY. DRILL HOLES WITHOUT DAMAGING TILE FACES. RUB EDGES SMOOTH WITHOUT CHIPPING. RETURN TILES INTO SILLS, REVEALS AND OPENINGS. BUTT UP TO RETURNS, FRAMES, FITTINGS, AND OTHER FINISHES. STRIKE AND POINT UP BEDS WHERE EXPOSED. CUT RECESSES WHERE NECESSARY FOR FITTINGS SUCH AS SOAPHOLDERS. VARIATIONS IF NECESSARY, DISTRIBUTE VARIATIONS IN HUE, COLOUR, OR PATTERN UNIFORMLY, BY MIXING TILES OR TILE BATCHES BEFORE LAYING.

PROTECTION. KEEP TRAFFIC OFF FLOORS UNTIL THE BEDDING HAS SET AND ATTAINED ITS WORKING STRENGTH. SETTING OUT SET OUT TILES TO GIVE UNIFORM JOINT WIDTHS WITHIN THE FOLLOWING LIMITS: JOINT ALIGNMENT: SET OUT TILING WITH JOINTS ACCURATELY ALIGNED IN BOTH DIRECTIONS AND WALL TILING JOINTS LEVEL AND PLUMB, TO A TOLERANCE OF 4 MM IN 2 M FROM THE DESIGN ALIGNMENT. FIXTURES: IF POSSIBLE POSITION TILES SO THAT HOLES FOR FIXTURES AND OTHER PENETRATIONS OCCUR AT THE INTERSECTION OF HORIZONTAL AND VERTICAL JOINTS OR ON THE CENTRE LINES OF TILES. CONTINUE TILING FULLY BEHIND FIXTURES SUCH AS WC PEDESTALS, CISTERNS, BASINS AND URINALS -WHICH ARE NOT BUILT IN TO THE TILING SURFACE.

DRAINAGE AND PLUMBING

PROVIDE ALL NECESSARY DRAINAGE REQUIRED FOR THE DISCHARGE AND CONNECTION TO APPROPRIATE TIES OF SEWERAGE, STORMWATER AND OTHER DRAINAGE SERVICES AS NECESSITATED FOR THE PROPER FUNCTIONING OF THE FACILITIES AS REQUIRED BY THE APPROPRIATE AUTHORITIES. PROVIDE ALL NECESSARY PLUMBING MATERIALS AND SERVICE REQUIRED FOR THE PROPER OPERATION OF ALL SANITARY FIXTURES AND FITTINGS, WATER SUPPLY AND RETICULATION, ROOF PLUMBING, FLASHINGS AND THE LIKE AS NECESSITATED BY THE WORKS.

PAINTER

PROVIDE ALL PAINTERS WORK AS REQUIRED BY THE BUILDER AND OR CLIENT AND AS NECESSITATED BY THE NATURE OF THE JOB. WORK TO BE FINISHED IN THE BEST MANNER, ENSURE SURFACES ARE SMOOTH AND PERFECTLY CONDITIONED TO TAKE THE APPLIED FINISH. ORDER OF WORK COMPLETE CLEAR TIMBER FINISHES BEFORE COMMENCING OPAQUE PAINT FINISHES IN THE SAME AREA. PROTECTION REMOVE DOOR FURNITURE, SWITCH PLATES, LIGHT FITTINGS AND OTHER FIXTURES BEFORE STARTING TO PAINT, AND REFIX IN POSITION UNDAMAGED ON COMPLETION OF THE INSTALLATION. RESTORATION CLEAN OFF MARKS, PAINT SPOTS AND STAINS PROGRESSIVELY AND RESTORE DAMAGED SURFACES TO THEIR ORIGINAL CONDITION. TOUCH UP DAMAGED DECORATIVE PAINTWORK OR MISSES ONLY WITH THE PAINT BATCH USED IN THE ORIGINAL APPLICATION. PAINT APPLICATION APPLY THE FIRST COAT IMMEDIATELY AFTER SUBSTRATE PREPARATION AND BEFORE CONTAMINATION OF THE SUBSTRATE CAN OCCUR. ENSURE EACH COAT OF PAINT OR CLEAR FINISH IS UNIFORM IN COLOUR, GLOSS, THICKNESS AND TEXTURE, AND FREE OF RUNS, SAGS, BLISTERS, OR OTHER DISCONTINUITIES. NUMBER OF COATS UNLESS SPECIFIED AS ONE COAT OR TWO COAT SYSTEMS, EACH PAINT SYSTEM CONSISTS OF NOT LESS THAN THREE COATS. PROVIDE ADDITIONAL COATS IF NECESSARY TO - PREPARE POROUS OR REACTIVE SUBSTRATES WITH PRIME OR SEAL COATS CONSISTENT WITH THE MANUFACTURER'S RECOMMENDATIONS; - ACHIEVE THE TOTAL FILM THICKNESS OR TEXTURE; OR ACHIEVE A SATISFACTORY OPACITY. TINTING TINT EACH COAT OF AN OPAQUE COATING SYSTEM SO THAT EACH HAS A NOTICEABLY DIFFERENT TINT FROM THE PRECEDING COAT, EXCEPT FOR TOP COATS IN SYSTEMS WITH MORE THAN ONE TOP COAT.

ELECTRICAL

SUPPLY, ERECT AND CONNECT ALL NECESSARY MATERIAL TO COMPLETE THE ELECTRICAL INSTALLATION FOR ITS FULL SATISFACTORY OPERATION AND IN ACCORDANCE WITH AUTHORITIES REQUIREMENTS, RELEVANT CODES AND REGULATIONS AND AS DIRECTED BY MECHANICAL ELECTRICAL CONSULTANT LIMITATIONS: UNLESS PRIOR APPROVAL HAS BEEN GIVEN DO NOT PENETRATE EXISTING STRUCTURAL MEMBERS INCLUDING EXTERNAL WALLS, FIRE WALLS, FLOOR SLABS AND BEAMS; OR MEMBRANE ELEMENTS INCLUDING DAMP-PROOF COURSES, WATERPROOFING MEMBRANES AND ROOF COVERINGS. MEMBRANES: WHERE APPROVAL IS GIVEN TO PENETRATE MEMBRANES, PROVIDE A WATERPROOF SEAL BETWEEN THE ELEMENT AND THE PENETRATING PIPE, CONDUIT OR CABLE. FIRE RATED ELEMENTS: SEAL THE PENETRATION USING A SYSTEM CONFORMING TO AS 4072.1. NON FIRE RATED ELEMENTS: SEAL PENETRATIONS AROUND CONDUITS AND SLEEVES WITH A WEAK SAND:CEMENT MIX OR OTHER APPROVED MATERIAL. SEAL THE SPACE BETWEEN CABLES WITHIN SLEEVES WITH A PLIABLE WATERPROOF COMPOUND. IF THE BUILDING ELEMENT IS ACOUSTIC RATED, MAINTAIN THE RATING BY PACKING THE PENETRATION WITH A SUITABLE INSULATION. CONCRETE BUILDING ELEMENTS: OBTAIN APPROVAL FOR THE LOCATION OF SLEEVES OR CORE HOLES. ALL ELECTRICAL WORK TO COMPLY WITH ELECTRICAL ENGINEER"S DOCUMENTATION.

GLAZING

PROVIDE ALL NECESSARY MATERIALS , FIXINGS, FRAMES, GLAZING, SCREENS AND THE LIKE CONFORMING TO ALL RELEVANT TRADE PRACTICES AND CODES. ENSURE THE CORRECT OPERATION OF GLAZED ELEMENTS AND THE LIKE, ENSURING CORRECT PROTECTION FROM WATER AND THE LIKE. WHERE EXISTING WINDOWS ARE TO BE MAINTAINED PROVIDE ALL ADJUSTMENTS NECESSARY FOR THEIR PROPER OPERATION AND INSTALL NEW GLASS AS NEEDED. ALL NEW GLAZING TO MATCH EXISTING.

INSULATION

PROVIDE REFLECTIVE FOIL LAMINATE TO RELEVANT AS CODES, INCLUDING SEALING AS REQUIRED TO ACT AS A VAPOUR BARRIER. UNLESS OTHERWISE DIRECTED PROVIDE MINERAL WOOL BLANKET INSULATION TO EXTERIOR WALLS AND CEILING.

MCSHANE

CLIENT LACHLAN & SAMANTHA MCSHANE
ADDRESS B14 S55 11 DRUMMOND ROW

GENERAL NOTE


BLOCK 14 SEC 55 SCALE 1 : 100 @ A3

DWG NO. REVISION.
A102 03

REV	AMENDMENT	DATE
REV01	DA SUBMISSION	30092022
REV02	DA SUBMISSION	20102022
REV03	DA SUBMISSION	11112022

GENERAL NOTES

THE BUILDER SHALL VERIFY ALL DIMENSIONS ON SITE BEFORE COMMENCING ANY WORK OR SHOP DRAWINGS. FIGURED DIMENSIONS SHALL TAKE PRECEDENCE OVER SCALED DIMENSIONS. ANY DISCREPANCIES ARE TO BE REFERRED TO THE DESIGNER IMMEDIATELY. THE DESIGN & DETAILS SHOWN ON THIS DRAWINGS ARE COPYRIGHT © AND REMAINS THE PROPERTY OF MCSHANE STUDIO. ALL WORK SHALL BE CARRIED OUT IN ACCORDANCE WITH THE BUILDING CODE OF AUSTRALIA AND ALL RELEVANT AUSTRALIAN STANDARDS & LOCAL AUTHORITIES' REGULATIONS.



REV	AMENDMENT	DATE
REV01	DA SUBMISSION	30092022
REV02	DA SUBMISSION	20102022
REV03	DA SUBMISSION	11112022

GENERAL NOTES

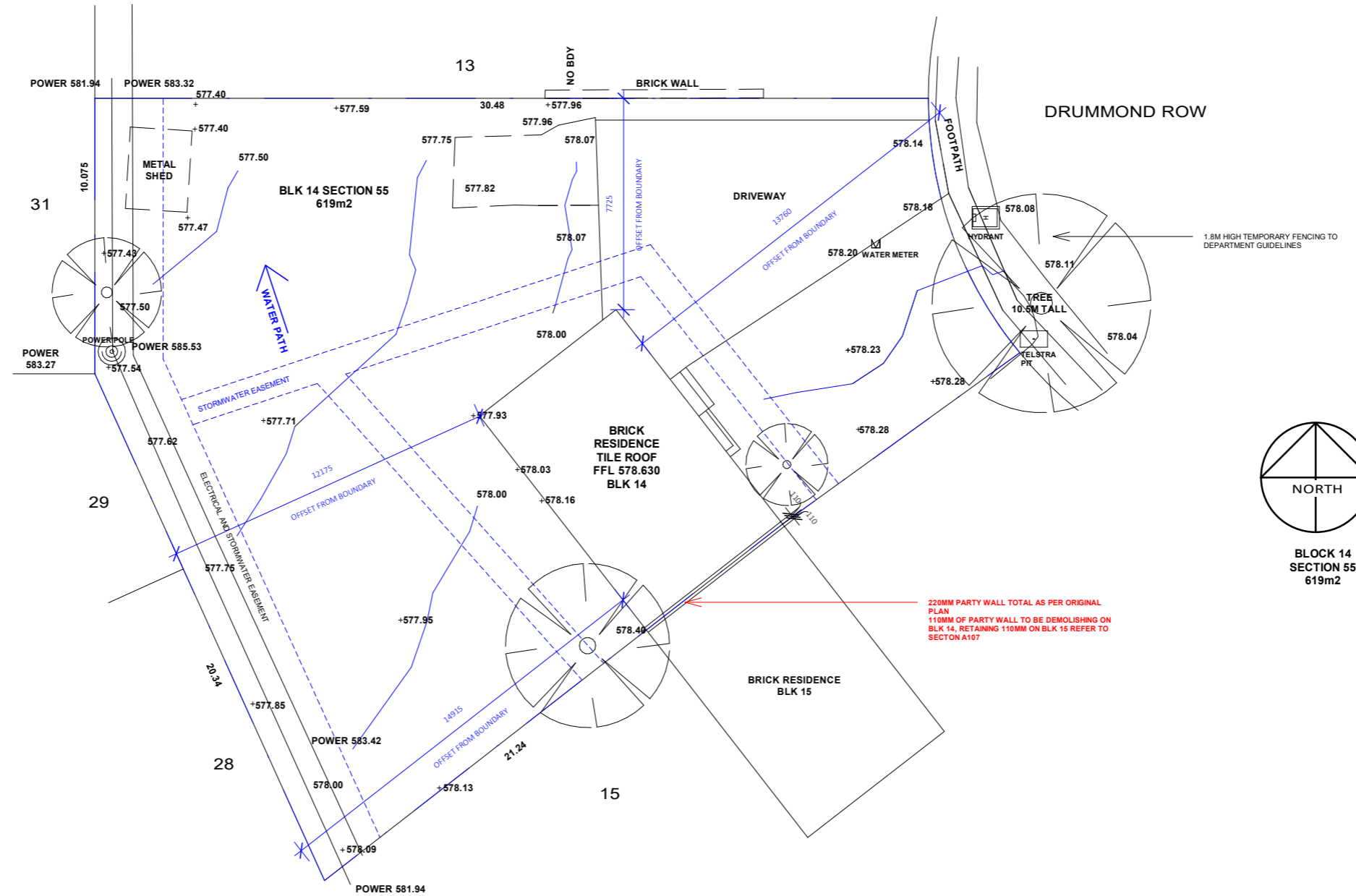
THE BUILDER SHALL VERIFY ALL DIMENSIONS ON SITE BEFORE COMMENCING ANY WORK OR SHOP DRAWINGS. FIGURED DIMENSIONS SHALL TAKE PRECEDENCE OVER SCALED DIMENSIONS. ANY DISCREPANCIES ARE TO BE REFERRED TO THE DESIGNER IMMEDIATELY. THE DESIGN & DETAILS SHOWN ON THIS DRAWING ARE COPYRIGHT © AND REMAINS THE PROPERTY OF MCSHANE STUDIO. ALL WORK SHALL BE CARRIED OUT IN ACCORDANCE WITH THE BUILDING CODE OF AUSTRALIA AND ALL RELEVANT AUSTRALIAN STANDARDS & LOCAL AUTHORITIES' REGULATIONS.

- TREE PROTECTION NOTES;**
1. PROVIDE 1800MM HIGH TEMPORARY CHAIN MESH FENCE MIN 4M FROM TRUNK ON ALL SIDES OF TREES.
 2. ERECT PROTECTIVE FENCING PRIOR TO COMMENCEMENT OF ANY PART OR STAGE OF DEMOLITION/CONSTRUCTION WORKS.
 3. FENCE TO REMAIN IN PLACE UNTIL ALL CONSTRUCTION WORKS ARE COMPLETED.
 4. MAINTAIN FENCE IN GOOD ORDER FOR THE DURATION OF BUILDING WORKS.
 5. NO ROOTS WITHIN THE 4M TREE PROTECTION ZONE THAT HAVE A DIAMETER GREATER THAN 50MM ARE TO BE CUT.
 6. ANY ROOTS DISTURBED SHOULD BE CLEANLY PRUNED, NOT RIPPED, PULLED OR TORN.
 7. ALL EXPOSED ROOTS ARE TO BE KEPT DAMP BY WRAPPING IN WET HESSIAN OR SIMILAR AND BACK FILLED AS SOON AS POSSIBLE.
 8. ANY PRUNING TO REMOVE BRANCHES TO BE IN ACCORDANCE WITH AS 4373 'PRUNING OF AMENITY TREES'.
- LANDSCAPE MANAGEMENT NOTES;**

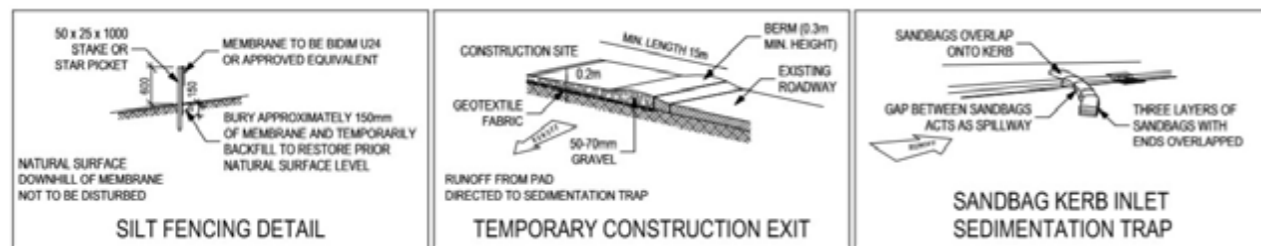
1. INSTALL 1800MM TALL CONTINUOUS CHAIN MESH FENCE SUPPORTED BY 2400MM TALL START STEEL POSTS TO ISOLATE CONSTRUCTION SITE WORKS.
2. ALL FENCING TO BE ERECTED ON COMMENCEMENT OF SITE WORK AND REMOVED AT COMPLETION OF CONSTRUCTION. THE FENCE IS TO REMAIN CONTINUOUS THROUGHOUT THE PROJECT, EXCEPT WHERE APPROVED SERVICE INSTALLATION OCCURS.
3. ALL WORKS TO BE IN ACCORDANCE WITH THE STANDARD SPECIFICATION FOR URBAN INFRASTRUCTURE, 2002.
4. MAKE GOOD ANY DAMAGE TO EXISTING VERGES. REINSTATE AS PER THE STANDARD SPECIFICATION.
5. IT IS THE RESPONSIBILITY OF THE BUILDER TO ENSURE THAT ANY DISTURBANCES TO THE VERGE, TREES, PATHS, KERBS, ROADWAYS OR SERVICES OCCURRING FROM EITHER CONSTRUCTION WORKS OR STORAGE OF MACHINERY/MATERIALS DURING THE CONSTRUCTION WORKS, ARE RECTIFIED TO THE SATISFACTION OF RELEVANT AUTHORITIES.
6. NO CARPARKING OR EQUIPMENT PERMITTED ON VERGES/OPEN SPACE.
7. NO SITE SHEDS, STORAGE SHEDS, SITE AMENITIES OR BILLBOARDS TO BE ERECTED ON VERGES.
8. NO CONSTRUCTION MATERIAL TO BE STORED ON VERGES.

- EROSION AND SEDIMENT CONTROL NOTES;**
- THE DEVELOPMENT WILL COMPLY WITH THE ACT ENVIRONMENT PROTECTION AUTHORITY ENVIRONMENT PROTECTION GUIDELINES FOR CONSTRUCTION AND LAND DEVELOPMENT IN THE ACT, AUGUST 2007. MATTERS FOR CONSIDERATION ARE:
1. MAINTAIN AS MANY GRASSED AREAS AS POSSIBLE, PARTICULARLY ON THE VERGES TO TRAP SOIL BEFORE IT REACHES THE ROADWAY AND STORMWATER SYSTEM. FENCE OFF UNDISTURBED AREAS.
 2. USE ONLY ONE ENTRY/EXIT TO THE SITE. BUILD A STABILISED ACCESS POINT BY USING ROAD BASE, 50MM AGGREGATE, RECYCLED CONCRETE OR SIMILAR.
 3. ASSIGN A DESIGNATED PARKING AREA.
 4. LIMIT ACCESS TO THE SITE DURING AND IMMEDIATELY AFTER WET WEATHER.
 5. KEEP STOCKPILES WITHIN THE SITE AREA AWAY FROM THE STORMWATER SYSTEM.
 6. INSTALL ONSITE WASTE COLLECTION.
 7. REGULARLY REMOVE SEDIMENT FROM ROADS ADJACENT TO THE SITE.
 8. DO NOT WASH INTO THE STORMWATER SYSTEM.
 9. INSTALL A SEDIMENT CONTROL BARRIER OF GEOTEXTILE FABRIC ON THE LOW SIDE/S OF THE BLOCK.
 10. DESIGNATE A BRICK CUTTING AND WASH AREA AWAY FROM STORMWATER DRAINS.
 11. ENSURE THE AREA IS LARGE ENOUGH TO CONTAIN ALL EXCESS WATER, RESIDUES AND WASTE.
 12. REGULARLY CHECK AND MAINTAIN POLLUTION CONTROLS THROUGHOUT THE CONSTRUCTION.

AREA SCHEDULE
 TOTAL GFA (GROSS FLOOR AREA) 126M2
 GROUND FLOOR AREA 63M2
 UPPER FLOOR AREA 63M2 (APPROX.)
 PLOT RATIO 50% PLOT RATIO 50%
 BLOCK SIZE 619M2



1 EXISTING SITE PLAN
 1:200



mckenzie group

SUPPORTING DOCUMENTATION FOR BUILDING APPROVAL
 ISSUED UNDER S28 OF THE BUILDING ACT 2004
 LICENCE NUMBER: 2013251

1a & 10a
 BCA OCCUPANCY CLASS
 N/A
 BCA TYPE OF CONSTRUCTION

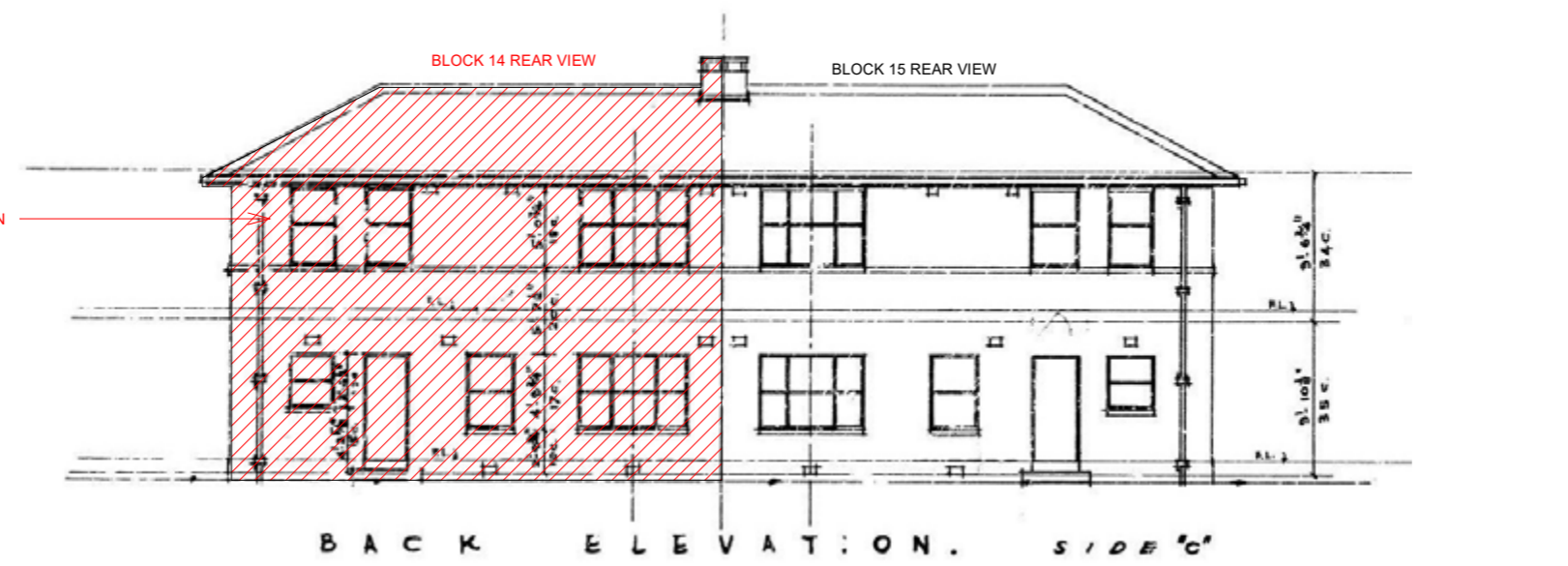
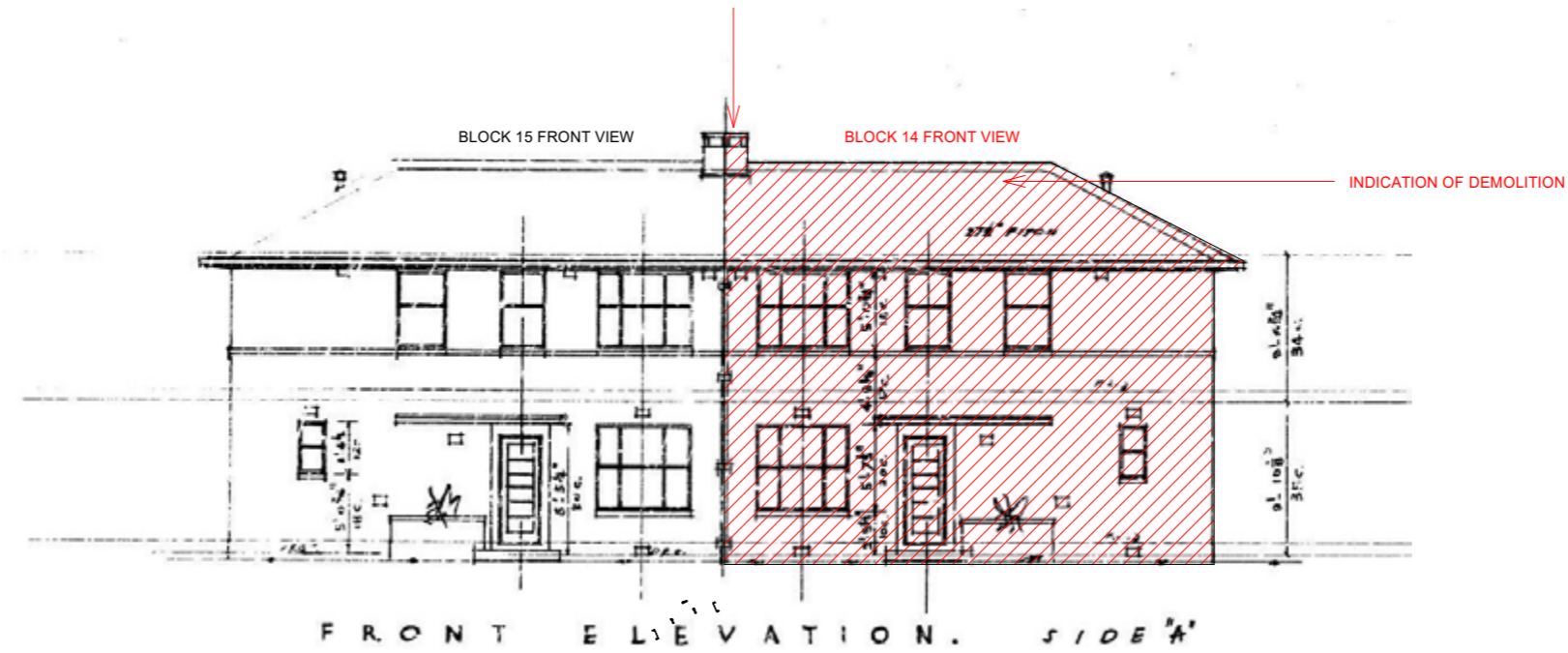
ISSUE DATE: 24/11/2023

CERTIFIER'S SIGNATURE
 ACN 093 211 995

GENERAL NOTES

- MAKE GOOD ANY BRICKWORK AS REQUIRED
- RENDER IF REQUIRED TO FAÇADE AESTHETICS IF DAMAGE OCCURS DURING DEMOLITION AND PAINT ISN'T SUITABLE.
- PAIN BRICKWORK TO MATCH EXISTING
- REPLACE FASCIA, GUTTER, BARGE CAPS, ROOF TILES TO MATCH
- EXISTING AND NEW GABLE END OF HOUSE
- ENGINEER TO CONFIRM FOOTINGS AND FOUNDATIONS ARE SUFFICIENT
- ANY EXTERNALLY EXPOSED PIPEWORK, TO BE RE-ROUTED EXTERNALLY ON WALL TO BE OF MINIMAL IMPACT TO VISUAL APPEARANCE, TO MATCH EXISTING PIPEWORK ON DWELLING AND TO BE PAINTED TO MATCH EXISTING PIPEWORK. IF PIPEWORK IMPEDES ON BOUNDARY LINE, PIPEWORK TO BE REROUTED TO INTERNAL OF EXISTING DWELLING.

BUILDER TO COMPLY WITH WORK HEALTH AND SAFETY ACT, REGULATIONS AND RELEVANT STANDARDS FOR DEMOLITION



ORIGINAL DRAWING NOT TO SCALE

1 ELEVATION DEMOLITION INDICATION ONLY
1 : 200


CLIENT LACHLAN & SAMANTHA MCSHANE
ADDRESS B14 S55 11 DRUMMOND ROW

ELEVATION

BLOCK 14	SEC 55	SCALE 1 : 200 @ A3
DWG NO.	REVISION.	
A106	03	
REV	AMENDMENT	DATE
REV01	DA SUBMISSION	30092022
REV02	DA SUBMISSION	20102022
REV03	DA SUBMISSION	11112022

GENERAL NOTES

THE BUILDER SHALL VERIFY ALL DIMENSIONS ON SITE BEFORE COMMENCING ANY WORK OR SHOP DRAWINGS. FIGURED DIMENSIONS SHALL TAKE PRECEDENCE OVER SCALED DIMENSIONS. ANY DISCREPANCIES ARE TO BE REFERRED TO THE DESIGNER IMMEDIATELY. THE DESIGN & DETAILS SHOWN ON THIS DRAWINGS ARE COPYRIGHT © AND REMAINS THE PROPERTY OF MCSHANE STUDIO. ALL WORK SHALL BE CARRIED OUT IN ACCORDANCE WITH THE BUILDING CODE OF AUSTRALIA AND ALL RELEVANT AUSTRALIAN STANDARDS & LOCAL AUTHORITIES' REGULATIONS.



SUPPORTING DOCUMENTATION FOR BUILDING APPROVAL
ISSUED UNDER S28 OF THE BUILDING ACT 2004
LICENCE NUMBER: 2013251

1a & 10a
BCA OCCUPANCY CLASS

N/A
BCA TYPE OF CONSTRUCTION

ISSUE DATE: 24/11/2023

CERTIFIER'S SIGNATURE
ACN 093 211 995

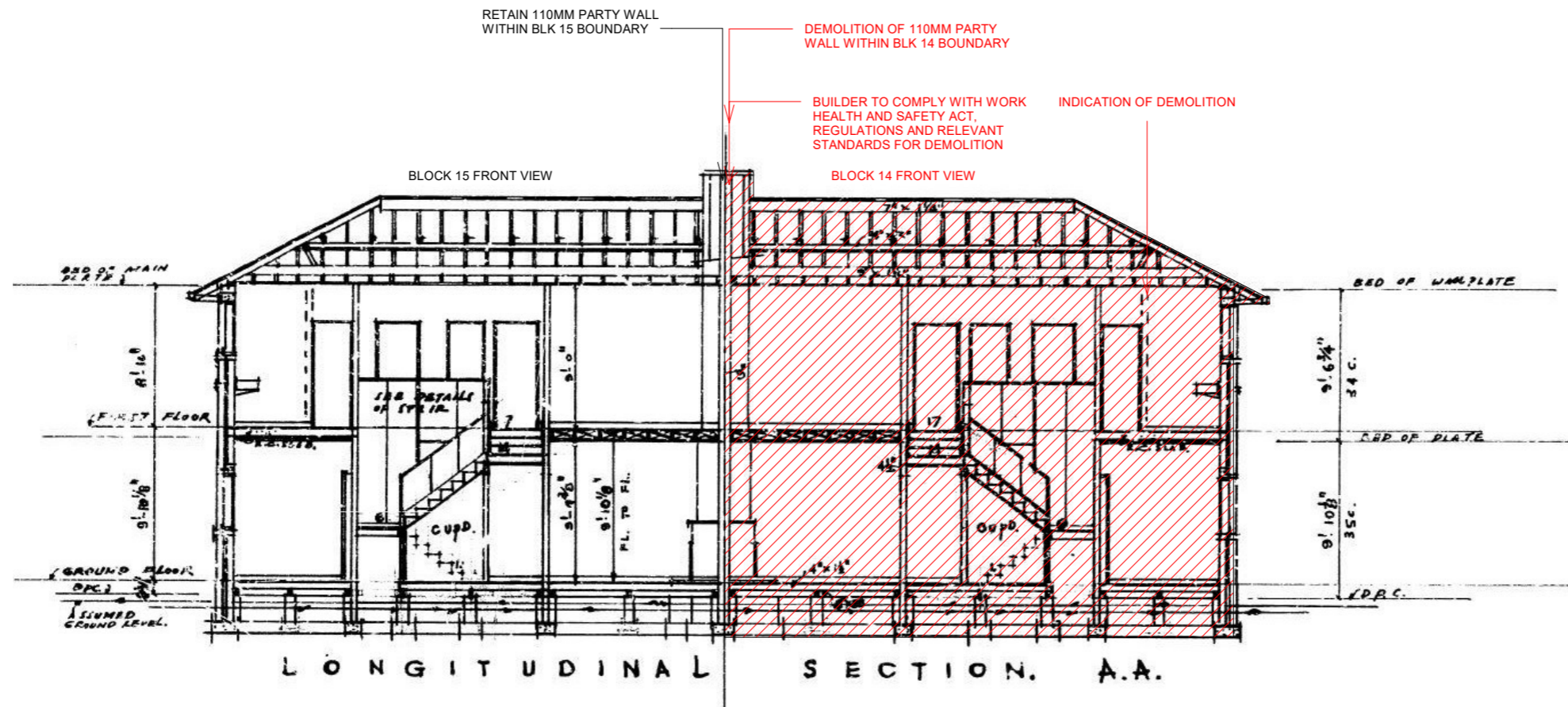
DWG NO.	REVISION.
A107	03

REV	AMENDMENT	DATE
REV01	DA SUBMISSION	30092022
REV02	DA SUBMISSION	20102022
REV03	DA SUBMISSION	11112022

GENERAL NOTES

THE BUILDER SHALL VERIFY ALL DIMENSIONS ON SITE BEFORE COMMENCING ANY WORK OR SHOP DRAWINGS. FIGURED DIMENSIONS SHALL TAKE PRECEDENCE OVER SCALED DIMENSIONS. ANY DISCREPANCIES ARE TO BE REFERRED TO THE DESIGNER IMMEDIATELY. THE DESIGN & DETAILS SHOWN ON THIS DRAWINGS ARE COPYRIGHT © AND REMAINS THE PROPERTY OF MCSHANE STUDIO. ALL WORK SHALL BE CARRIED OUT IN ACCORDANCE WITH THE BUILDING CODE OF AUSTRALIA AND ALL RELEVANT AUSTRALIAN STANDARDS & LOCAL AUTHORITIES' REGULATIONS.

- GENERAL NOTES**
- MAKE GOOD ANY BRICKWORK AS REQUIRED
 - RENDER IF REQUIRED TO FAÇADE AESTHETICS IF DAMAGE OCCURS DURING DEMOLITION AND PAINT ISN'T SUITABLE.
 - PAINT BRICKWORK TO MATCH EXISTING
 - REPLACE FASCIA, GUTTER, BARGE CAPS, ROOF TILES TO MATCH EXISTING AND NEW GABLE END OF HOUSE
 - ENGINEER TO CONFIRM FOOTINGS AND FOUNDATIONS ARE SUFFICIENT
 - ANY EXTERNALLY EXPOSED PIPEWORK, TO BE RE-ROUTED EXTERNALLY ON WALL TO BE OF MINIMAL IMPACT TO VISUAL APPEARANCE, TO MATCH EXISTING PIPEWORK ON DWELLING AND TO BE PAINTED TO MATCH EXISTING PIPEWORK. IF PIPEWORK IMPEDES ON BOUNDARY LINE, PIPEWORK TO BE REROUTED TO INTERNAL OF EXISTING DWELLING.



1 SECTION DEMOLITION INDICATION ONLY
 1:200

mckenzie group

SUPPORTING DOCUMENTATION FOR BUILDING APPROVAL
 ISSUED UNDER S28 OF THE BUILDING ACT 2004
 LICENCE NUMBER: 2013251

1a & 10a
 BCA OCCUPANCY CLASS

N/A
 BCA TYPE OF CONSTRUCTION

ISSUE DATE: 24/11/2023

CERTIFIER'S SIGNATURE
 ACN 093 211 995

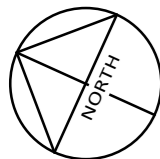
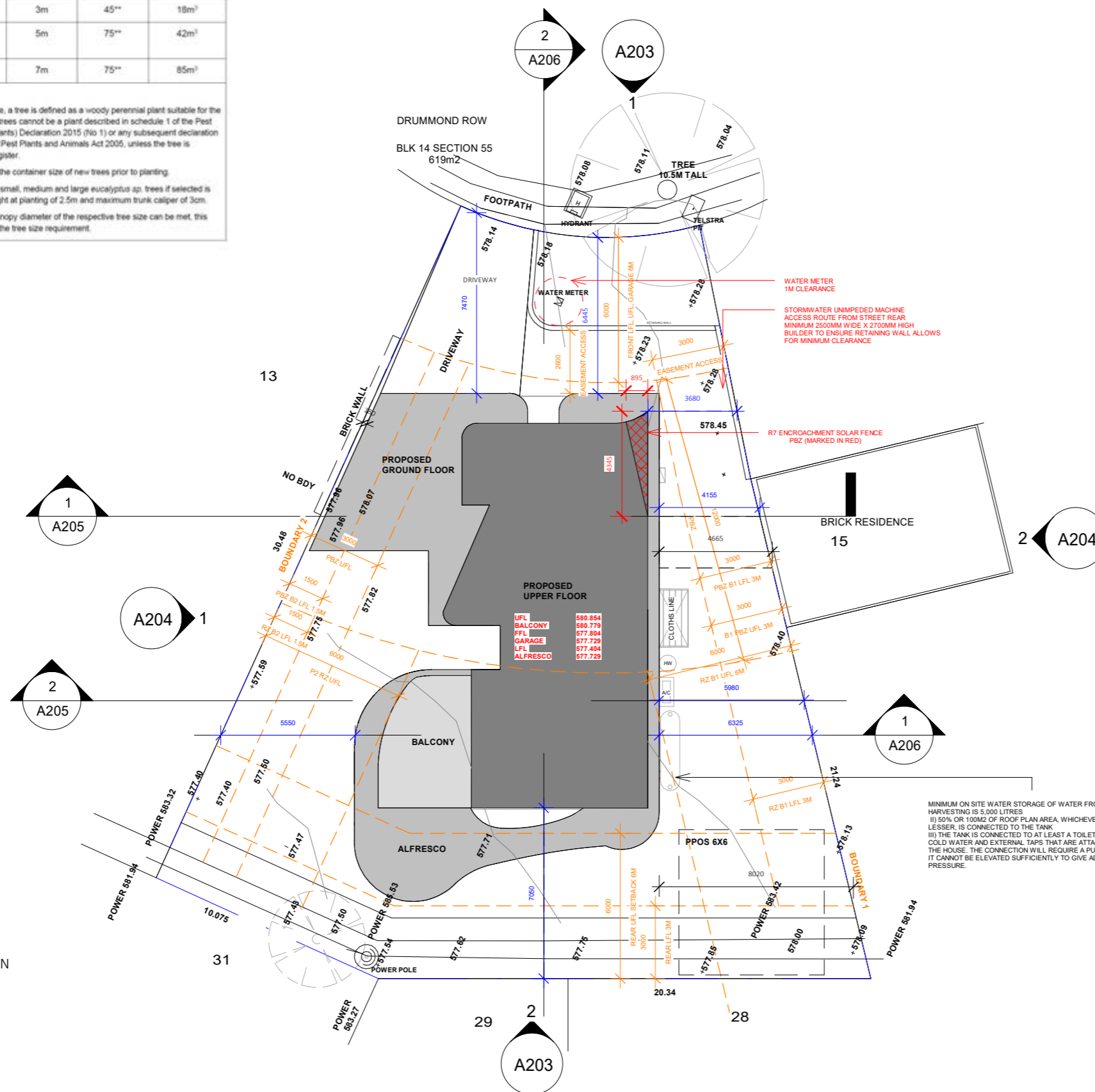


Table 7a: Tree sizes and associated planting requirements

Tree size	Mature height	Minimum canopy diameter***	Minimum soil surface area dimension	Minimum pot size (litres)*	Minimum soil volume
Small Tree	5-8m	4m	3m	45**	18m ³
Medium Tree	8-12m	6m	5m	75**	42m ³
Large Tree	>12m	8m	7m	75**	85m ³

Notes:
For the purposes of this table, a tree is defined as a woody perennial plant suitable for the Canberra climate. Any new trees cannot be a plant described in schedule 1 of the Pest Plants and Animals (Pest Plants) Declaration 2015 (No 1) or any subsequent declaration made under section 7 of the Pest Plants and Animals Act 2005, unless the tree is included on the ACT tree register.
*Minimum pot size refers to the container size of new trees prior to planting.
**The maximum pot size for small, medium and large eucalyptus sp. trees if selected is 45 litres, with maximum height at planting of 2.5m and maximum trunk caliper of 3cm.
***Provided the minimum canopy diameter of the respective tree size can be met, this can be counted as meeting the tree size requirement.

1 PROPOSED SITE PLAN
1 : 200



PROPOSED SITE PLAN

BLOCK 14 SEC 55 SCALE 1 : 200 @ A3

DWG NO. **A108** REVISION. **07-INT 13-ARCH**

REV	AMENDMENT	DATE
REV01-ARCH	CONCEPT 1 PSP	09/03/2022
REV02-ARCH	FSP CONCEPT	11/04/2022
REV03-ARCH	FSP REV02	28/06/2022
REV04-ARCH	MARK UPS	03/08/2022
REV05-ARCH	FRONT FACADE CHANGES	08/08/2022
REV06-ARCH	ADDING WALL THICKNESS	20/08/2022
REV07-ARCH	PANTRY/ STAIR / ALFRESCO CHANGES	22/08/2022
REV08-ARCH	FOR CONSTRUCTION/ DA	17/10/2022
REV01-INT	PSP_INTERIORS	13/01/2023
REV02-INT	FSP_INTERIORS	13/02/2023
REV03-INT	FSP_INTERIORS	22/02/2023
REV04-INT	CP_REVIEW PRIOR TO FINAL	24/03/2023
REV05-INT	CP_REVIEW PRIOR TO FINAL	22/06/2023
REV06-INT	CP_REVIEW PRIOR TO FINAL	29/06/2023
REV07-INT	CP_FOR CONSTRUCTION	14/07/2023
REV09-ARCH	CP_FOR CONSTRUCTION	14/07/2023
REV10-ARCH	CP_FOR CONSTRUCTION	14/08/2023
REV11-ARCH	CP_FOR CONSTRUCTION (CHANGED LEVELS FOR 1N)	14/09/2023
REV12-ARCH	CP_FOR CONSTRUCTION	21/09/2023
REV13-ARCH	CP_7A TABLE ADDED	31/10/2023

GENERAL NOTES | THE BUILDER SHALL VERIFY ALL DIMENSIONS ON SITE BEFORE COMMENCING ANY WORK OR SHOP DRAWINGS. FIGURED DIMENSIONS SHALL TAKE PRECEDENCE OVER SCALED DIMENSIONS. ANY DISCREPANCIES ARE TO BE REFERRED TO THE DESIGNER IMMEDIATELY. THE DESIGN & DETAILS SHOWN ON THIS DRAWINGS ARE COPYRIGHT © AND REMAINS THE PROPERTY OF MCSHANE STUDIO. ALL WORK SHALL BE CARRIED OUT IN ACCORDANCE WITH THE BUILDING CODE OF AUSTRALIA AND ALL RELEVANT AUSTRALIAN STANDARDS & LOCAL AUTHORITIES' REGULATIONS. THIS DRAWING REMAINS COPYRIGHT OF MCSHANE STUDIO PTY LTD. USE NOTED DIMENSIONS ONLY. DO NOT SCALE OFF DRAWINGS. NOT TO BE USED FOR CONSTRUCTION UNLESS NOTED FOR CONSTRUCTION. LEVELS SHOWN ARE INDICATIVE AND SUBJECT TO FINAL CONFIRMATION ON SITE PRIOR TO CONSTRUCTION.

GENERAL NOTES
NCC 2022

ALL WINDOWS AS PER EER
WATER HEATER TO HOT WATER SUPPLY SYSTEM TO COMPLY WITH CLAUSE 3.12.5.6 OF THE BCA.

LIGHTING TO COMPLY WITH CLAUSE 3.12.5.5 OF THE BCA.

WET AREAS TO COMPLY WITH ALL RELEVANT CLAUSES OF THE BCA.

BRICK PIERS TO COMPLY WITH BCA AND AS4773.

STAIR NOSING STRIP SLIP RESISTANCE CLASSIFICATION - INDOORS P3 AND OUTDOORS P4.

LICENSED PLUMBER TO SUBMIT WORKS EXECUTED PLAN.

LICENSED ELECTRICIAN TO SUBMIT CES FORM.

SMOKE ALARMS TO BE INSTALLED IN ACCORDANCE WITH THE BCA PART 3.7.2 AND AS3786

TILES AND FLASHINGS TO BE INSTALLED IN ACCORDANCE WITH MANUFACTURES SPECIFICATIONS.

ALL WALLS WITHIN 900MM OF BOUNDARY TO HAVE A FRL OF 60/60/60

COLORBOND ROOF AS SELECTED. PREFABRICATED ROOF TRUSSES AT 600CTRS MAX. LINTELS SIZES ARE PER TRUSS MANUFACTURERS CHARTS.

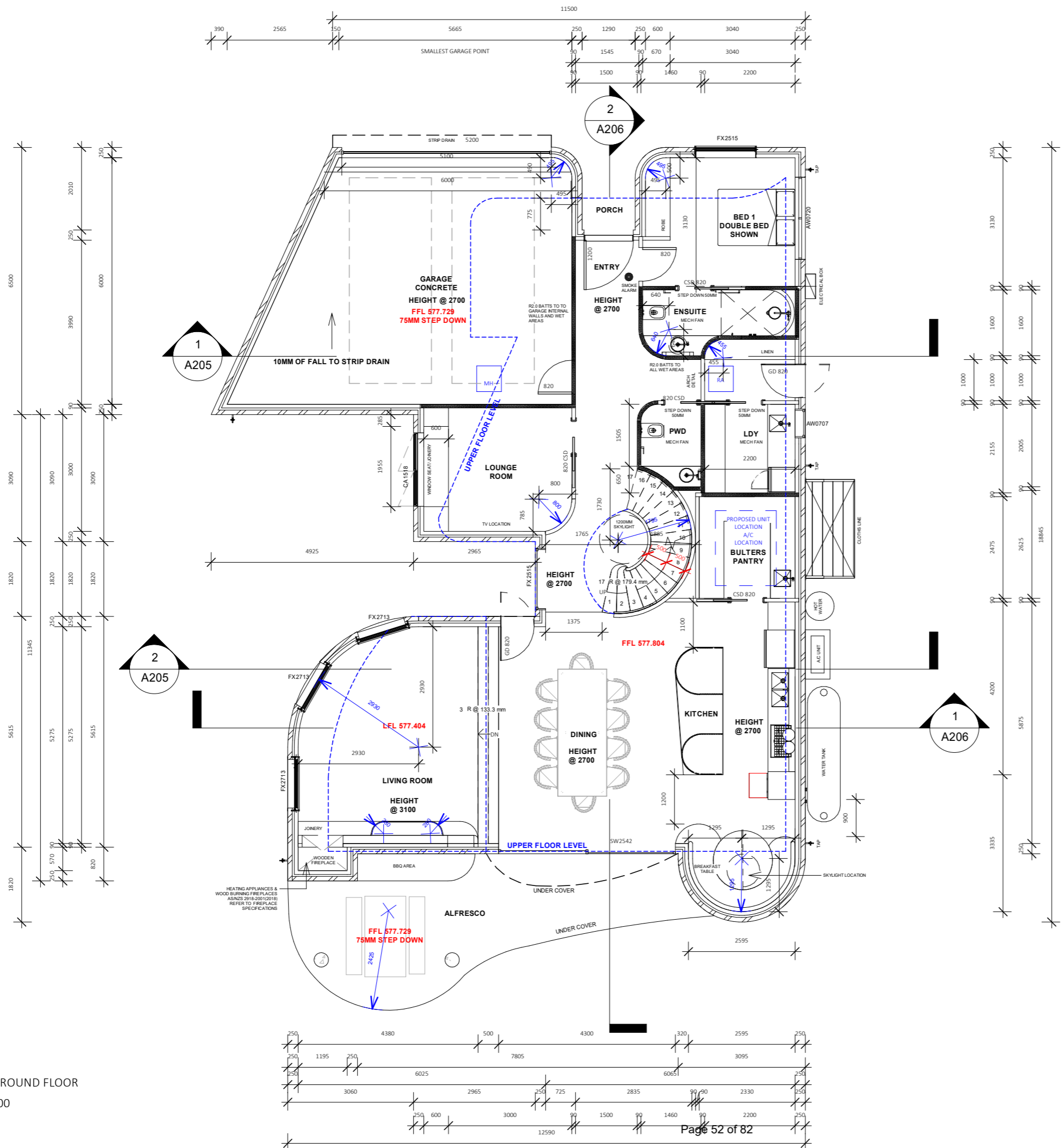
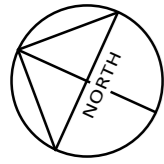
INSULATION AS PER EER

55MM FOIL BACKED BLANKET TO ROOFING IRON.
ALL WALLS TO BE AS PER MANUFACTURER'S SPECIFICATIONS
ALL INSULATION AS PER EER

WEATHER STRIPS TO EXTERNAL DOORS
90X35MM PINE PLATES & NOGGINGS

90X35MM PINE STUDS AT 450CTRS TO LOAD BEARING WALLS AND 600CTRS TO NON-LOAD BEARING WALLS.
PLASTERBOARD INTERNAL WALLS AND CEILING LINING, GYROCK SOUNDCKEK FCL ON GROUND FLOOR.
CEMENT SHEET LINING TO WET AREAS.
WINDOW POSITIONS TO BE AS PER PLAN

mckenzie group
SUPPORTING DOCUMENTATION FOR BUILDING APPROVAL
ISSUED UNDER S28 OF THE BUILDING ACT 2004
LICENCE NUMBER: 2013251
1a & 10a
BCA OCCUPANCY CLASS
N/A
BCA TYPE OF CONSTRUCTION
ISSUE DATE: 24/11/2023
CERTIFIER'S SIGNATURE
ACN 093 211 995



1 FFL GROUND FLOOR
1 : 100

WINDOW SCHEDULE

COUNT	TYPE	HEIGHT	WIDTH
1	AW0707	700	700
2	AW0725	900	2487
1	AW1518	1500	1800
2	AW2212	2200	1200
1	CA1518	1500	1787
1	FX1810 ARCH	1300	975
1	FX2112 ARCH	1535	1200
2	FX2515	2500	1500
1	FX2515 ARCH	1800	1500
3	FX2713 ARCH	2000	1325
1	SW0720	700	2000
1	VELUX FX0618	1885	665
1	VELUX FX0909	970	970
1	VELUX FX1212	1275	1275
1	VELUX FX 0808	870	870

DOOR SCHEDULE

COUNT	TYPE	HEIGHT	WIDTH
6	820	2340	820
7	820 CSD	2340	820
1	1200x2400	2400	1200
1	5200 PANEL	2500	5100
2	GD 820	2430	820
1	GD 820 PIVOT	2500	820
1	SW2542	2500	4300

EER NOTES

- MINIMUM R5 INSULATION TO BE INSTALLED TO CEILING WITH R1.3 BLANKET
- MINIMUM R4.0 INSULATION TO BE INSTALLED BETWEEN FLOORS
- 225MM WAFFLE POD SLAB WITH 100MM CONCRETE
- MINIMUM R2.5 INSULATION TO BE INSTALLED TO EXTERNAL WALLS
- MINIMUM R2 INSULATION TO BE INSTALLED TO INTERNAL GARAGE/BATHROOM/LAUNDRY/WC
- WALLS ADJACENT CONDITIONED SPACES.
- ANY DOWNLIGHTS TO BE LED, IC-F COMPLIANT SO
- AS TO ALLOW FULL COVERAGE OF INSULATION. ALL EXHAUST FANS TO BE SEALED.

GENERAL NOTES

- GLAZING TO MEET AS1288-2021/ AS2047-2014/ GRADE A SAFETY GLASS CODE
- WET AREAS TO MEET AS 3740 WATERPROOFING CODE
- CONDENSATION MANAGEMENT - VENTILATION SPACE BETWEEN INSULATION AND ROOF COVERING REQUIRED

MCSHANE

CLIENT LACHLAN & SAMANTHA MCSHANE
ADDRESS B14 S55 11 DRUMMOND ROW

GROUND FLOOR PLAN

BLOCK 14 SEC 55 SCALE 1 : 100 @ A3

DWG NO. A200
REVISION. 07-INT 13-ARCH

REV	AMENDMENT	DATE
REV01-ARCH	CONCEPT 1 PSP	09/03/2022
REV02-ARCH	FSP CONCEPT	11/04/2022
REV03-ARCH	FSP REV02	28/06/2022
REV04-ARCH	MARK UPS	03/08/2022
REV05-ARCH	FRONT FACADE CHANGES	08/08/2022
REV06-ARCH	ADDING WALL THICKNESS	20/08/2022
REV07-ARCH	PANTRY/ STAIR / ALFRESCO CHANGES	22/08/2022
REV08-ARCH	FOR CONSTRUCTION/ DA	17/10/2022
REV01-INT	PSP INTERIORS	13/01/2023
REV02-INT	FSP INTERIORS	13/02/2023
REV03-INT	FSP INTERIORS	22/02/2023
REV04-INT	CP REVIEW PRIOR TO FINAL	24/03/2023
REV05-INT	CP REVIEW PRIOR TO FINAL	22/06/2023
REV06-INT	CP REVIEW PRIOR TO FINAL	29/06/2023
REV07-INT	CP FOR CONSTRUCTION	14/07/2023
REV09-ARCH	CP FOR CONSTRUCTION	14/07/2023
REV10-ARCH	CP FOR CONSTRUCTION	14/08/2023
REV11-ARCH	CP FOR CONSTRUCTION (CHANGED LEVELS FOR 1N)	14/09/2023
REV12-ARCH	CP FOR CONSTRUCTION	21/09/2023
REV13-ARCH	CP_7A TABLE ADDED	31/10/2023

GENERAL NOTES | THE BUILDER SHALL VERIFY ALL DIMENSIONS ON SITE BEFORE COMMENCING ANY WORK OR SHOP DRAWINGS. FIGURED DIMENSIONS SHALL TAKE PRECEDENCE OVER SCALED DIMENSIONS. ANY DISCREPANCIES ARE TO BE REFERRED TO THE DESIGNER IMMEDIATELY. THE DESIGN & DETAILS SHOWN ON THIS DRAWINGS ARE COPYRIGHT © AND REMAINS THE PROPERTY OF MCSHANE STUDIO. ALL WORK SHALL BE CARRIED OUT IN ACCORDANCE WITH THE BUILDING CODE OF AUSTRALIA AND ALL RELEVANT AUSTRALIAN STANDARDS & LOCAL AUTHORITIES' REGULATIONS. THIS DRAWING REMAINS COPYRIGHT OF MCSHANE STUDIO PTY LTD. USE NOTED DIMENSIONS ONLY. DO NOT SCALE OFF DRAWINGS. NOT TO BE USED FOR CONSTRUCTION UNLESS NOTED FOR CONSTRUCTION. LEVELS SHOWN ARE INDICATIVE AND SUBJECT TO FINAL CONFIRMATION ON SITE PRIOR TO CONSTRUCTION.

GENERAL NOTES
NCC 2022
ALL WINDOWS AS PER EER

WATER HEATER TO HOT WATER SUPPLY SYSTEM TO COMPLY WITH CLAUSE 3.12.5.6 OF THE BCA.

LIGHTING TO COMPLY WITH CLAUSE 3.12.5.5 OF THE BCA.

WET AREAS TO COMPLY WITH ALL RELEVANT CLAUSES OF THE BCA.

BRICK PIERS TO COMPLY WITH BCA AND AS4773.

STAIR NOSING STRIP SLIP RESISTANCE CLASSIFICATION - INDOORS P3 AND OUTDOORS P4.

LICENSED PLUMBER TO SUBMIT WORKS EXECUTED PLAN.

LICENSED ELECTRICIAN TO SUBMIT CES FORM.

SMOKE ALARMS TO BE INSTALLED IN ACCORDANCE WITH THE BCA PART3.7.2 AND AS3786

TILES AND FLASHINGS TO BE INSTALLED IN ACCORDANCE WITH MANUFACTURERS SPECIFICATIONS.

ALL WALLS WITHIN 900MM OF BOUNDARY TO HAVE A FRL OF 60/60/60

COLORBOND ROOF AS SELECTED. PREFABRICATED ROOF TRUSSES AT 600CTRS MAX. LINTELS SIZES ARE PER TRUSS MANUFACTURERS CHARTS.


INSULATION AS PER EER

55MM FOIL BACKED BLANKET TO ROOFING IRON.
ALL WALLS TO BE AS PER MANUFACTURER'S SPECIFICATIONS
ALL INSULATION AS PER EER

WEATHER STRIPS TO EXTERNAL DOORS
90X35MM PINE PLATES & NOGGINGS

90X35MM PINE STUDS AT 450CTRS TO LOAD BEARING WALLS AND 600CTRS TO NON-LOAD BEARING WALLS.

PLASTERBOARD INTERNAL WALLS AND CEILING LINING, GYROCK SOUNDCKEY FCL ON GROUND FLOOR.
CEMENT SHEET LINING TO WET AREAS.
WINDOW POSITIONS TO BE AS PER PLAN



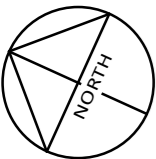
SUPPORTING DOCUMENTATION FOR BUILDING APPROVAL
ISSUED UNDER S28 OF THE BUILDING ACT 2004
LICENCE NUMBER: 2013251

1a & 10a
BCA OCCUPANCY CLASS

N/A
BCA TYPE OF CONSTRUCTION

ISSUE DATE: 24/11/2023

CERTIFIER'S SIGNATURE
ACN 093 211 995



COUNT	TYPE	HEIGHT	WIDTH
6	820	2340	820
7	820 CSD	2340	820
1	1200x2400	2400	1200
1	5200 PANEL	2500	5100
2	GD 820	2430	820
1	GD 820 PIVOT	2500	820
1	SW2542	2500	4300

WINDOW SCHEDULE

COUNT	TYPE	HEIGHT	WIDTH
1	AW0707	700	700
2	AW0725	900	2487
1	AW1518	1500	1800
2	AW2212	2200	1200
1	CA1518	1500	1787
1	FX1810 ARCH	1300	975
1	FX2112 ARCH	1535	1200
2	FX2515	2500	1500
1	FX2515 ARCH	1800	1500
3	FX2713 ARCH	2000	1325
1	SW0720	700	2000
1	VELUX FX0618	1885	665
1	VELUX FX0909	970	970
1	VELUX FX1212	1275	1275
1	VELUX FX 0808	870	870



CLIENT LACHLAN & SAMANTHA MCSHANE
ADDRESS B14 S55 11 DRUMMOND ROW

UPPER FLOOR PLAN

DWG NO. A201
REVISION. 07-INT 13-ARCH

REV	AMENDMENT	DATE
REV01-ARCH	CONCEPT 1 PSP	09/03/2022
REV02-ARCH	FSP CONCEPT	11/04/2022
REV03-ARCH	FSP REV02	28/06/2022
REV04-ARCH	MARK UPS	03/08/2022
REV05-ARCH	FRONT FACADE CHANGES	08/08/2022
REV06-ARCH	ADDING WALL THICKNESS	20/08/2022
REV07-ARCH	PANTRY/ STAIR / ALFRESCO CHANGES	22/08/2022
REV08-ARCH	FOR CONSTRUCTION/ DA	17/10/2022
REV01-INT	PSP_INTERIORS	13/01/2023
REV02-INT	FSP_INTERIORS	13/02/2023
REV03-INT	FSP_INTERIORS	22/02/2023
REV04-INT	CP REVIEW PRIOR TO FINAL	24/03/2023
REV05-INT	CP REVIEW PRIOR TO FINAL	22/06/2023
REV06-INT	CP REVIEW PRIOR TO FINAL	29/06/2023
REV07-INT	CP FOR CONSTRUCTION	14/07/2023
REV09-ARCH	CP FOR CONSTRUCTION	14/07/2023
REV10-ARCH	CP FOR CONSTRUCTION	14/08/2023
REV11-ARCH	CP FOR CONSTRUCTION (CHANGED LEVELS FOR 1N)	14/09/2023
REV12-ARCH	CP FOR CONSTRUCTION	21/09/2023
REV13-ARCH	CP_7A TABLE ADDED	31/10/2023

EER NOTES

- MINIMUM R5 INSULATION TO BE INSTALLED TO CEILING WITH R1.3 BLANKET
- MINIMUM R4.0 INSULATION TO BE INSTALLED BETWEEN FLOORS
- 225MM WAFFLE POD SLAB WITH 100MM CONCRETE
- MINIMUM R2.5 INSULATION TO BE INSTALLED TO EXTERNAL WALLS
- MINIMUM R2 INSULATION TO BE INSTALLED TO INTERNAL GARAGE/BATHROOM/LAUNDRY/W/C
- WALLS ADJACENT CONDITIONED SPACES.
- ANY DOWNLIGHTS TO BE LED, IC-F COMPLIANT SO
- AS TO ALLOW FULL COVERAGE OF INSULATION. ALL EXHAUST FANS TO BE SEALED.
- GLAZING TO MEET AS1288-2021/ AS2047-2014/ GRADE A SAFETY GLASS CODE
- WET AREAS TO MEET AS 3740 WATERPROOFING CODE
- CONDENSATION MANAGEMENT - VENTILATION SPACE BETWEEN INSULATION AND ROOF COVERING REQUIRED

GENERAL NOTES | THE BUILDER SHALL VERIFY ALL DIMENSIONS ON SITE BEFORE COMMENCING ANY WORK OR SHOP DRAWINGS. FIGURED DIMENSIONS SHALL TAKE PRECEDENCE OVER SCALED DIMENSIONS. ANY DISCREPANCIES ARE TO BE REFERRED TO THE DESIGNER IMMEDIATELY. THE DESIGN & DETAILS SHOWN ON THIS DRAWINGS ARE COPYRIGHT © AND REMAINS THE PROPERTY OF MCSHANE STUDIO. ALL WORK SHALL BE CARRIED OUT IN ACCORDANCE WITH THE BUILDING CODE OF AUSTRALIA AND ALL RELEVANT AUSTRALIAN STANDARDS & LOCAL AUTHORITIES' REGULATIONS.

THIS DRAWING REMAINS COPYRIGHT OF MCSHANE STUDIO PTY LTD. USE NOTED DIMENSIONS ONLY. DO NOT SCALE OFF DRAWINGS. NOT TO BE USED FOR CONSTRUCTION UNLESS NOTED FOR CONSTRUCTION. LEVELS SHOWN ARE INDICATIVE AND SUBJECT TO FINAL CONFIRMATION ON SITE PRIOR TO CONSTRUCTION.

GENERAL NOTES
NCC 2022
ALL WINDOWS AS PER EER

WATER HEATER TO HOT WATER SUPPLY SYSTEM TO COMPLY WITH CLAUSE 3.12.5.6 OF THE BCA.

LIGHTING TO COMPLY WITH CLAUSE 3.12.5.5 OF THE BCA.

WET AREAS TO COMPLY WITH ALL RELEVANT CLAUSES OF THE BCA.

BRICK PIERS TO COMPLY WITH BCA AND AS4773.

STAIR NOSING STRIP SLIP RESISTANCE CLASSIFICATION - INDOORS P3 AND OUTDOORS P4.

LICENSED PLUMBER TO SUBMIT WORKS EXECUTED PLAN.

LICENSED ELECTRICIAN TO SUBMIT CES FORM.

SMOKE ALARMS TO BE INSTALLED IN ACCORDANCE WITH THE BCA PART3.7.2 AND AS3786

TILES AND FLASHINGS TO BE INSTALLED IN ACCORDANCE WITH MANUFACTURERS SPECIFICATIONS.

ALL WALLS WITHIN 900MM OF BOUNDARY TO HAVE A FRL OF 60/60/60

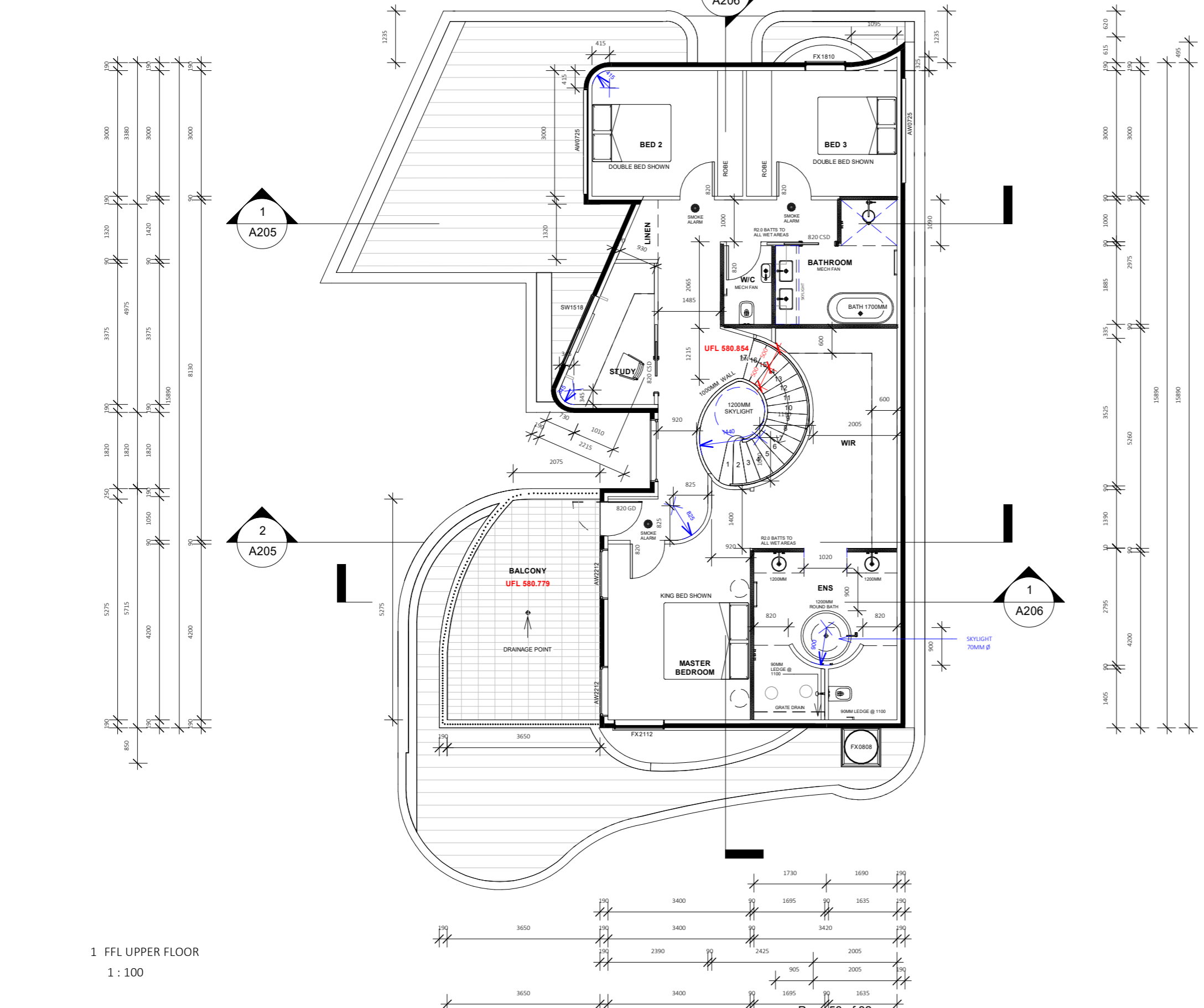
COLORBOND ROOF AS SELECTED. PREFABRICATED ROOF TRUSSES AT 600CTRS MAX. LINTELS SIZES ARE PER TRUSS MANUFACTURERS CHARTS.

mckenzie group
SUPPORTING DOCUMENTATION FOR BUILDING APPROVAL
ISSUED UNDER S28 OF THE BUILDING ACT 2004
LICENCE NUMBER: 2013251

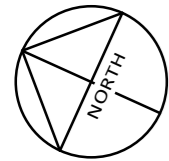
1a & 10a
BCA OCCUPANCY CLASS
N/A
BCA TYPE OF CONSTRUCTION

ISSUE DATE: 24/11/2023

CERTIFIER'S SIGNATURE
ACN 093 211 995



1 FFL UPPER FLOOR
1 : 100



COUNT	TYPE	HEIGHT	WIDTH
1	AW0707	700	700
2	AW0725	900	2487
1	AW1518	1500	1800
2	AW2212	2200	1200
1	CA1518	1500	1787
1	FX1810 ARCH	1300	975
1	FX2112 ARCH	1535	1200
2	FX2515	2500	1500
1	FX2515 ARCH	1800	1500
3	FX2713 ARCH	2000	1325
1	SW0720	700	2000
1	VELUX FX0618	1885	665
1	VELUX FX0909	970	970
1	VELUX FX1212	1275	1275
1	VELUX FX 0808	870	870

ROOF PLAN

BLOCK 14 SEC 55 SCALE 1 : 100 @ A3

DWG NO. **A202** REVISION. **07-INT 13-ARCH**

REV	AMENDMENT	DATE
REV01-ARCH	CONCEPT 1 PSP	09/03/2022
REV02-ARCH	FSP CONCEPT	11/04/2022
REV03-ARCH	FSP REV02	28/06/2022
REV04-ARCH	MARK UPS	03/08/2022
REV05-ARCH	FRONT FACADE CHANGES	08/08/2022
REV06-ARCH	ADDING WALL THICKNESS	20/08/2022
REV07-ARCH	PANTRY/ STAIR / ALFRESCO CHANGES	22/08/2022
REV08-ARCH	FOR CONSTRUCTION/ DA	17/10/2022
REV01-INT	PSP INTERIORS	13/01/2023
REV02-INT	FSP INTERIORS	13/02/2023
REV03-INT	FSP INTERIORS	22/02/2023
REV04-INT	CP REVIEW PRIOR TO FINAL	24/03/2023
REV05-INT	CP REVIEW PRIOR TO FINAL	22/06/2023
REV06-INT	CP REVIEW PRIOR TO FINAL	29/06/2023
REV07-INT	CP FOR CONSTRUCTION	14/07/2023
REV09-ARCH	CP FOR CONSTRUCTION	14/07/2023
REV10-ARCH	CP FOR CONSTRUCTION	14/08/2023
REV11-ARCH	CP FOR CONSTRUCTION (CHANGED LEVELS FOR 1N)	14/09/2023
REV12-ARCH	CP FOR CONSTRUCTION	21/09/2023
REV13-ARCH	CP_7A TABLE ADDED	31/10/2023

GENERAL NOTES

GLAZING TO MEET AS 1288-2021 / AS2047-2014/ GRADE A SAFETY GLASS CODE

WET AREAS TO MEET AS 3740 WATERPROOFING CODE

CONDENSATION MANAGEMENT - VENTILATION SPACE BETWEEN INSULATION AND ROOF COVERING REQUIRED

GENERAL NOTES | THE BUILDER SHALL VERIFY ALL DIMENSIONS ON SITE BEFORE COMMENCING ANY WORK OR SHOP DRAWINGS. FIGURED DIMENSIONS SHALL TAKE PRECEDENCE OVER SCALED DIMENSIONS. ANY DISCREPANCIES ARE TO BE REFERRED TO THE DESIGNER IMMEDIATELY. THE DESIGN & DETAILS SHOWN ON THIS DRAWINGS ARE COPYRIGHT © AND REMAINS THE PROPERTY OF MCSHANE STUDIO. ALL WORK SHALL BE CARRIED OUT IN ACCORDANCE WITH THE BUILDING CODE OF AUSTRALIA AND ALL RELEVANT AUSTRALIAN STANDARDS & LOCAL AUTHORITIES' REGULATIONS. THIS DRAWING REMAINS COPYRIGHT OF MCSHANE STUDIO PTY LTD. USE NOTED DIMENSIONS ONLY. DO NOT SCALE OFF DRAWINGS. NOT TO BE USED FOR CONSTRUCTION UNLESS NOTED FOR CONSTRUCTION. LEVELS SHOWN ARE INDICATIVE AND SUBJECT TO FINAL CONFIRMATION ON SITE PRIOR TO CONSTRUCTION.

GENERAL NOTES
NCC 2022
ALL WINDOWS AS PER EER

WATER HEATER TO HOT WATER SUPPLY SYSTEM TO COMPLY WITH CLAUSE 3.12.5.6 OF THE BCA.

LIGHTING TO COMPLY WITH CLAUSE 3.12.5.5 OF THE BCA.

WET AREAS TO COMPLY WITH ALL RELEVANT CLAUSES OF THE BCA.

BRICK PIERS TO COMPLY WITH BCA AND AS4773.

STAIR NOSING STRIP SLIP RESISTANCE CLASSIFICATION - INDOORS P3 AND OUTDOORS P4.

LICENSED PLUMBER TO SUBMIT WORKS EXECUTED PLAN.

LICENSED ELECTRICIAN TO SUBMIT CES FORM.

SMOKE ALARMS TO BE INSTALLED IN ACCORDANCE WITH THE BCA PART3.7.2 AND AS3786

TILES AND FLASHINGS TO BE INSTALLED IN ACCORDANCE WITH MANUFACTURES SPECIFICATIONS.

ALL WALLS WITHIN 900MM OF BOUNDARY TO HAVE A FRL OF 60/60/60

COLORBOND ROOF AS SELECTED. PREFABRICATED ROOF TRUSSES AT 600CTRS MAX. LINTELS SIZES ARE PER TRUSS MANUFACTURERS CHARTS.

INSULATION AS PER EER

55MM FOIL BACKED BLANKET TO ROOFING IRON. ALL WALLS TO BE AS PER MANUFACTURER'S SPECIFICATIONS ALL INSULATION AS PER EER

WEATHER STRIPS TO EXTERNAL DOORS 90X35MM PINE PLATES & NOGGINGS

90X35MM PINE STUDS AT 450CTRS TO LOAD BEARING WALLS AND 600CTRS TO NON-LOAD BEARING WALLS.

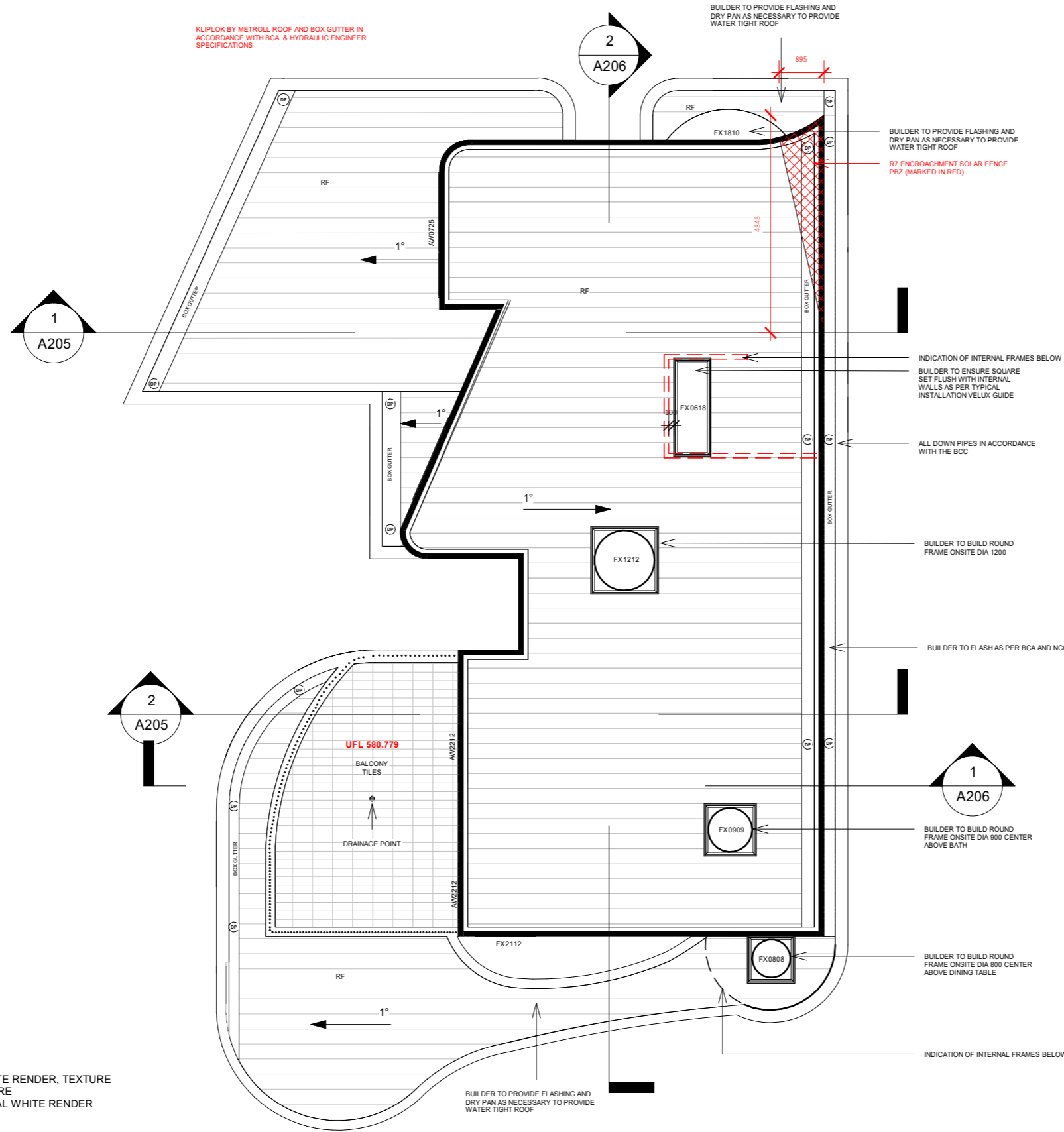
PLASTERBOARD INTERNAL WALLS AND CEILING LINING, GYROCK SOUNDCKEK FCL ON GROUND FLOOR. CEMENT SHEET LINING TO WET AREAS. WINDOW POSITIONS TO BE AS PER PLAN

1 ROOF PLAN

1 : 100

LEGEND

UST	UNDER SIDE OF TRUSS/JOIST
FCL	FINISHED CEILING HEIGHT
FFL	FINISHED FLOOR LEVEL
NGL	NATURAL GROUND LEVEL
EX01 - FC - TEX	100MM NRG FOAM DULUX NATURAL WHITE RENDER, TEXTURE
EX02 - BWK - TEX	DULUX NATURAL WHITE RENDER, TEXTURE
EX03 - BWK - FF	FLOAT FINISH STANDARD DULUX NATURAL WHITE RENDER
EX04	ANODISED WINDOW COLOUR NATURAL
EX05	TRAVERTINE IN ENTRY
EX06	KNOTWOOD AUSTRALIA 50X25 2 PART BATTENS SPACED ANCHOR SYSTEM KEB2550WIDE
EX07	FRONT DOOR REFER TO A418
RF	KLIPLOK BY METROLL, COLORBOND SHALE GREY TO BE CONFIRMED BY CLIENT
CJ	CONCRETE SAW-CUT CONTROL JOINT
HWU	HOT WATER UNIT
DP	DOWNPIPE COLORBOND SHALE GREY TO BE CONFIRMED BY CLIENT
SP	SPREADER PIPE
MB	METER BOX
BH	BULKHEAD OVER, REFER TO SECTIONS
SS	SPLIT SYSTEM HEIGHT SPECIFIED UNDERSIDE UNIT
ACU	AIR CONDITIONING UNIT
TAP	REFER TO SITE PLAN
YS	YARD SUMP REFER TO SITE PLAN SETOUT POINT TO SLAB EDGE



mckenzie group
SUPPORTING DOCUMENTATION FOR BUILDING APPROVAL
ISSUED UNDER S28 OF THE BUILDING ACT 2004
LICENCE NUMBER: 2013251
1a & 10a
BCA OCCUPANCY CLASS
N/A
BCA TYPE OF CONSTRUCTION
ISSUE DATE: 24/11/2023
CERTIFIER'S SIGNATURE
ACN 093 211 995

REV	AMENDMENT	DATE
REV01-ARCH	CONCEPT 1 PSP	09/03/2022
REV02-ARCH	FSP CONCEPT	11/04/2022
REV03-ARCH	FSP REV02	28/08/2022
REV04-ARCH	MARK UPS	03/08/2022
REV05-ARCH	FRONT FACADE CHANGES	08/08/2022
REV06-ARCH	ADDING WALL THICKNESS	20/08/2022
REV07-ARCH	PANTRY/ STAIR / ALFRESCO CHANGES	22/08/2022
REV08-ARCH	FOR CONSTRUCTION/ DA	17/10/2022
REV01-INT	PSP INTERIORS	13/01/2023
REV02-INT	FSP INTERIORS	13/02/2023
REV03-INT	FSP INTERIORS	22/02/2023
REV04-INT	CP REVIEW PRIOR TO FINAL	24/03/2023
REV05-INT	CP REVIEW PRIOR TO FINAL	22/06/2023
REV06-INT	CP REVIEW PRIOR TO FINAL	29/06/2023
REV07-INT	CP FOR CONSTRUCTION	14/07/2023
REV08-ARCH	CP FOR CONSTRUCTION	14/07/2023
REV10-ARCH	CP FOR CONSTRUCTION	14/08/2023
REV11-ARCH	CP FOR CONSTRUCTION (CHANGED LEVELS FOR 1N)	14/09/2023
REV12-ARCH	CP FOR CONSTRUCTION	21/09/2023
REV13-ARCH	CP_7A TABLE ADDED	31/10/2023

DOOR SCHEDULE

COUNT	TYPE	HEIGHT	WIDTH
6	820	2340	820
7	820 CSD	2340	820
1	1200x2400	2400	1200
1	5200 PANEL	2500	5100
2	GD 820	2430	820
1	GD 820 PIVOT	2500	820
1	SW2542	2500	4300

EER NOTES

- MINIMUM R5 INSULATION TO BE INSTALLED TO CEILING WITH R1.3 BLANKET
- MINIMUM R4.0 INSULATION TO BE INSTALLED TO FLOORS
- 225MM WAFFLE POD SLAB WITH 100MM CONCRETE
- MINIMUM R2.5 INSULATION TO BE INSTALLED TO EXTERNAL WALLS
- MINIMUM R2 INSULATION TO BE INSTALLED TO INTERNAL GARAGE/BATHROOM/LAUNDRY/WC
- WALLS ADJACENT CONDITIONED SPACES.
- ANY DOWNLIGHTS TO BE LED, IC-F COMPLIANT SO
- AS TO ALLOW FULL COVERAGE OF INSULATION, ALL EXHAUST FANS TO BE SEALED.

GENERAL NOTES | THE BUILDER SHALL VERIFY ALL DIMENSIONS ON SITE BEFORE COMMENCING ANY WORK OR SHOP DRAWINGS. FIGURED DIMENSIONS SHALL TAKE PRECEDENCE OVER SCALED DIMENSIONS. ANY DISCREPANCIES ARE TO BE REFERRED TO THE DESIGNER IMMEDIATELY. THE DESIGN & DETAILS SHOWN ON THIS DRAWINGS ARE COPYRIGHT © AND REMAINS THE PROPERTY OF MCSHANE STUDIO. ALL WORK SHALL BE CARRIED OUT IN ACCORDANCE WITH THE BUILDING CODE OF AUSTRALIA AND ALL RELEVANT AUSTRALIAN STANDARDS & LOCAL AUTHORITIES' REGULATIONS. THIS DRAWING REMAINS COPYRIGHT OF MCSHANE STUDIO PTY LTD. USE NOTED DIMENSIONS ONLY. DO NOT SCALE OFF DRAWINGS. NOT TO BE USED FOR CONSTRUCTION UNLESS NOTED FOR CONSTRUCTION. LEVELS SHOWN ARE INDICATIVE AND SUBJECT TO FINAL CONFIRMATION ON SITE PRIOR TO CONSTRUCTION.

GENERAL NOTES
NCC 2022
ALL WINDOWS AS PER EER

WATER HEATER TO HOT WATER SUPPLY SYSTEM TO COMPLY WITH CLAUSE 3.12.5.6 OF THE BCA.

LIGHTING TO COMPLY WITH CLAUSE 3.12.5.5 OF THE BCA.

WET AREAS TO COMPLY WITH ALL RELEVANT CLAUSES OF THE BCA.

BRICK PIERS TO COMPLY WITH BCA AND AS4773.

STAIR NOSING STRIP SLIP RESISTANCE CLASSIFICATION - INDOORS P3 AND OUTDOORS P4.

LICENSED PLUMBER TO SUBMIT WORKS EXECUTED PLAN.

LICENSED ELECTRICIAN TO SUBMIT CES FORM.

SMOKE ALARMS TO BE INSTALLED IN ACCORDANCE WITH THE BCA PART3.7.2 AND AS3786

TILES AND FLASHINGS TO BE INSTALLED IN ACCORDANCE WITH MANUFACTURERS SPECIFICATIONS.

ALL WALLS WITHIN 900MM OF BOUNDARY TO HAVE A FRL OF 60/60/60

COLORBOND ROOF AS SELECTED. PREFABRICATED ROOF TRUSSES AT 600CTRS MAX. LINTELS SIZES ARE PER TRUSS MANUFACTURERS CHARTS.

INSULATION AS PER EER
55MM FOIL BACKED BLANKET TO ROOFING IRON.
ALL WALLS TO BE AS PER MANUFACTURER'S SPECIFICATIONS
ALL INSULATION AS PER EER

WEATHER STRIPS TO EXTERNAL DOORS 90X35MM PINE PLATES & NOGGINGS
90X35MM PINE STUDS AT 450CTRS TO LOAD BEARING WALLS AND 600CTRS TO NON-LOAD BEARING WALLS.

PLASTERBOARD INTERNAL WALLS AND CEILING LINING, GYROCK SOUNDCEK FCL ON GROUND FLOOR.
CEMENT SHEET LINING TO WET AREAS.
WINDOW POSITIONS TO BE AS PER PLAN


mckenzie group
SUPPORTING DOCUMENTATION FOR BUILDING APPROVAL
ISSUED UNDER S28 OF THE BUILDING ACT 2004
LICENCE NUMBER: 2013251

1a & 10a
BCA OCCUPANCY CLASS

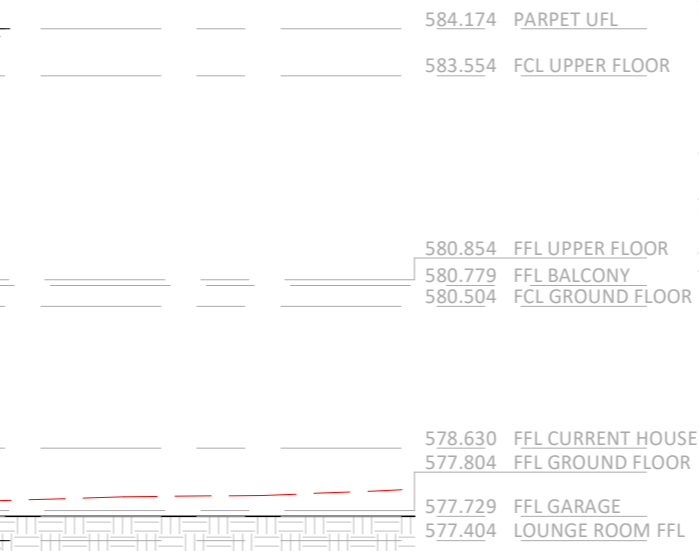
N/A
BCA TYPE OF CONSTRUCTION

ISSUE DATE: 24/11/2023

CERTIFIER'S SIGNATURE
ACN 093 211 995



1 FRONT ELEVATION
1:100



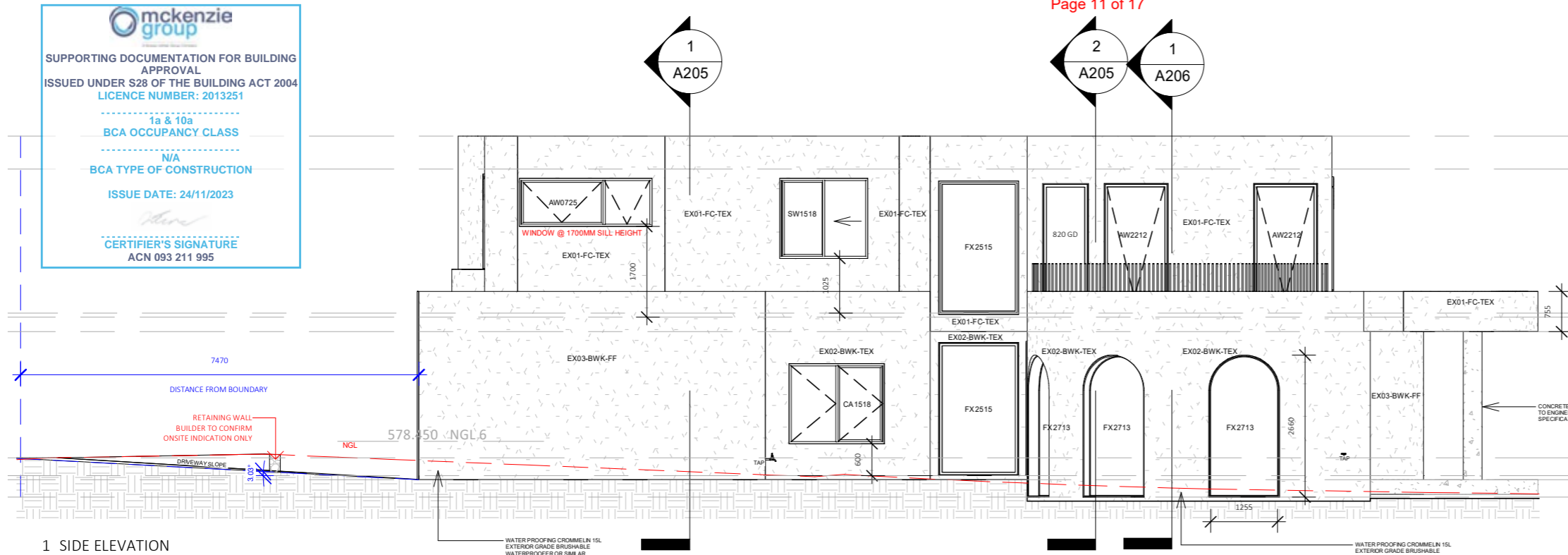
2 REAR ELEVATION
1:100

EXTERNAL SELECTIONS


EX07 FRONT DOOR REFER TO A419 FOR DETAILS

LEGEND

UST	UNDER SIDE OF TRUSS/JOIST
FCL	FINISHED CEILING HEIGHT
FFL	FINISHED FLOOR LEVEL
NGL	NATURAL GROUND LEVEL
EX01 - FC - TEX	100MM NRG FOAM DULUX NATURAL WHITE RENDER, TEXTURE
EX02 - BWK - TEX	DULUX NATURAL WHITE RENDER, TEXTURE
EX03 - BWK - FF	FLOAT FINISH STANDARD DULUX NATURAL WHITE RENDER
EX04	ANODISED WINDOW COLOUR NATURAL
EX05	TRAVERTINE IN ENTRY
EX06	KNOTWOOD AUSTRALIA 50X25 2 PART BATTENS SPACED ANCHOR SYSTEM KEB2550WIDE
EX07	FRONT DOOR REFER TO A418
RF	KLIPIK BY METROLL, COLORBOND SHALE GREY TO BE CONFIRMED BY CLIENT
CJ	CONCRETE SAW-CUT CONTROL JOINT
HWU	HOT WATER UNIT
DP	DOWNPIPE COLORBOND SHALE GREY TO BE CONFIRMED BY CLIENT
SP	SPREADER PIPE
MB	METER BOX
BH	BULKHEAD OVER, REFER TO SECTIONS
SS	SPLIT SYSTEM HEIGHT SPECIFIED UNDERSIDE UNIT
ACU	AIR CONDITIONING UNIT
TAP	REFER TO SITE PLAN
YS	YARD SUMP REFER TO SITE PLAN SETOUT POINT TO SLAB EDGE



1 SIDE ELEVATION
 1 : 100



ELEVATIONS 2

BLOCK 14 SEC 55 SCALE 1 : 100 @ A3

DWG NO.	REVISION.	
A204	07- INT 13- ARCH	
REV	AMENDMENT	DATE
REV01-ARCH	CONCEPT 1 PSP	09/03/2022
REV02-ARCH	FSP CONCEPT	11/04/2022
REV03-ARCH	FSP REV02	28/06/2022
REV04-ARCH	MARK UPS	03/08/2022
REV05-ARCH	FRONT FACADE CHANGES	08/08/2022
REV06-ARCH	ADDING WALL THICKNESS	20/08/2022
REV07-ARCH	PANTRY/ STAIR / ALFRESCO CHANGES	22/08/2022
REV08-ARCH	FOR CONSTRUCTION/ DA	17/10/2022
REV01-INT	PSP INTERIORS	13/01/2023
REV02-INT	FSP INTERIORS	13/02/2023
REV03-INT	FSP INTERIORS	22/02/2023
REV04-INT	CP REVIEW PRIOR TO FINAL	24/03/2023
REV05-INT	CP REVIEW PRIOR TO FINAL	22/06/2023
REV06-INT	CP REVIEW PRIOR TO FINAL	29/06/2023
REV07-INT	CP FOR CONSTRUCTION	14/07/2023
REV09-ARCH	CP FOR CONSTRUCTION	14/07/2023
REV10-ARCH	CP FOR CONSTRUCTION	14/08/2023
REV11-ARCH	CP FOR CONSTRUCTION (CHANGED LEVELS FOR 1N)	14/09/2023
REV12-ARCH	CP FOR CONSTRUCTION	21/09/2023
REV13-ARCH	CP_7A TABLE ADDED	31/10/2023

GENERAL NOTES | THE BUILDER SHALL VERIFY ALL DIMENSIONS ON SITE BEFORE COMMENCING ANY WORK OR SHOP DRAWINGS. FIGURED DIMENSIONS SHALL TAKE PRECEDENCE OVER SCALED DIMENSIONS. ANY DISCREPANCIES ARE TO BE REFERRED TO THE DESIGNER IMMEDIATELY. THE DESIGN & DETAILS SHOWN ON THIS DRAWINGS ARE COPYRIGHT © AND REMAINS THE PROPERTY OF MCSHANE STUDIO. ALL WORK SHALL BE CARRIED OUT IN ACCORDANCE WITH THE BUILDING CODE OF AUSTRALIA AND ALL RELEVANT AUSTRALIAN STANDARDS & LOCAL AUTHORITIES' REGULATIONS. THIS DRAWING REMAINS COPYRIGHT OF MCSHANE STUDIO PTY LTD. USE NOTED DIMENSIONS ONLY. DO NOT SCALE OFF DRAWINGS. NOT TO BE USED FOR CONSTRUCTION UNLESS NOTED FOR CONSTRUCTION. LEVELS SHOWN ARE INDICATIVE AND SUBJECT TO FINAL CONFIRMATION ON SITE PRIOR TO CONSTRUCTION.

GENERAL NOTES
 NCC 2022
 ALL WINDOWS AS PER EER

WATER HEATER TO HOT WATER SUPPLY SYSTEM TO COMPLY WITH CLAUSE 3.12.5.6 OF THE BCA.

LIGHTING TO COMPLY WITH CLAUSE 3.12.5.5 OF THE BCA.

WET AREAS TO COMPLY WITH ALL RELEVANT CLAUSES OF THE BCA.

BRICK PIERS TO COMPLY WITH BCA AND AS4773.

STAIR NOSING STRIP SLIP RESISTANCE CLASSIFICATION - INDOORS P3 AND OUTDOORS P4.

LICENSED PLUMBER TO SUBMIT WORKS EXECUTED PLAN.

LICENSED ELECTRICIAN TO SUBMIT CES FORM.

SMOKE ALARMS TO BE INSTALLED IN ACCORDANCE WITH THE BCA PART3.7.2 AND AS3786

TILES AND FLASHINGS TO BE INSTALLED IN ACCORDANCE WITH MANUFACTURES SPECIFICATIONS.

ALL WALLS WITHIN 900MM OF BOUNDARY TO HAVE A FRL OF 60/60/60

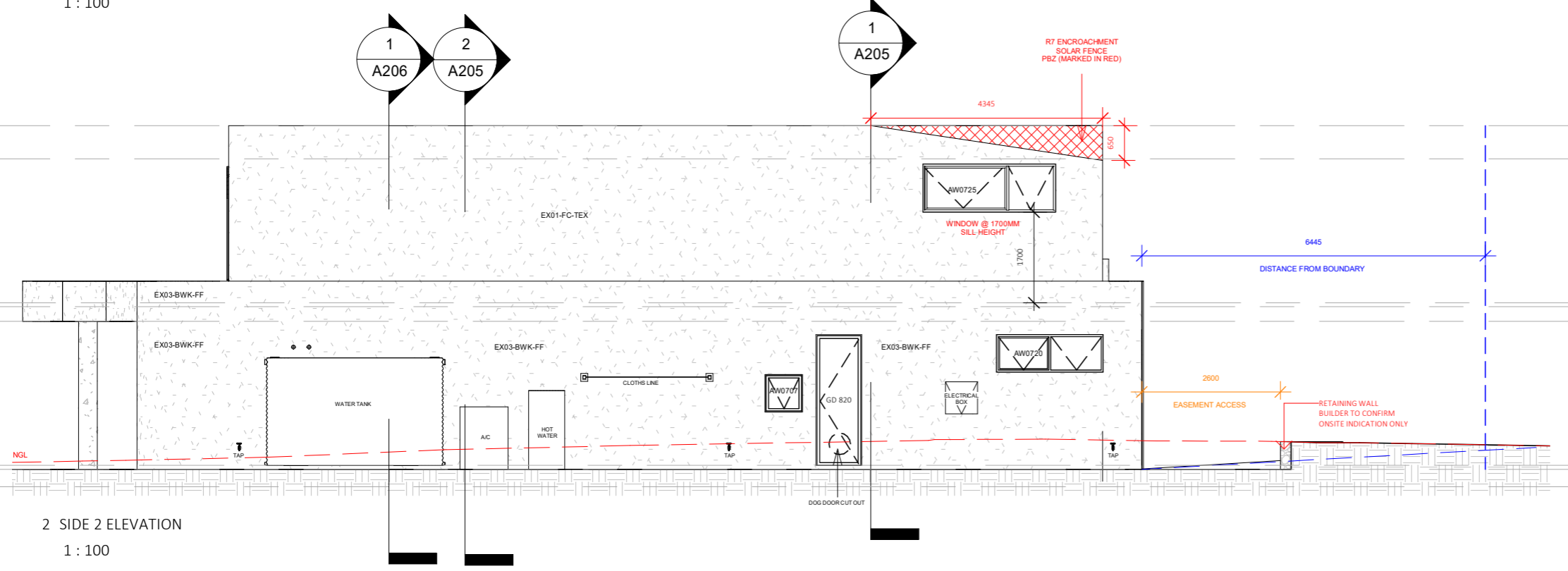
COLORBOND ROOF AS SELECTED. PREFABRICATED ROOF TRUSSES AT 600CTRS MAX. LINTELS SIZES ARE PER TRUSS MANUFACTURERS CHARTS.

INSULATION AS PER EER


55MM FOIL BACKED BLANKET TO ROOFING IRON.
 ALL WALLS TO BE AS PER MANUFACTURER'S SPECIFICATIONS
 ALL INSULATION AS PER EER

WEATHER STRIPS TO EXTERNAL DOORS
 90X35MM PINE STUDS AT 450CTRS TO LOAD BEARING WALLS AND 600CTRS TO NON-LOAD BEARING WALLS.

PLASTERBOARD INTERNAL WALLS AND CEILING LINING, GYROCK SOUNDCKE FCL ON GROUND FLOOR.
 CEMENT SHEET LINING TO WET AREAS.
 WINDOW POSITIONS TO BE AS PER PLAN



2 SIDE 2 ELEVATION
 1 : 100



WINDOW SCHEDULE

COUNT	TYPE	HEIGHT	WIDTH
1	AW0707	700	700
2	AW0725	900	2487
1	AW1518	1500	1800
2	AW2212	2200	1200
1	CA1518	1500	1787
1	FX1810 ARCH	1300	975
1	FX2112 ARCH	1535	1200
2	FX2515	2500	1500
1	FX2515 ARCH	1800	1500
3	FX2713 ARCH	2000	1325
1	SW0720	700	2000
1	VELUX FX0618	1885	665
1	VELUX FX0909	970	970
1	VELUX FX1212	1275	1275
1	VELUX FX 0808	870	870

DOOR SCHEDULE

COUNT	TYPE	HEIGHT	WIDTH
6	820	2340	820
7	820 CSD	2340	820
1	1200x2400	2400	1200
1	5200 PANEL	2500	5100
2	GD 820	2430	820
1	GD 820 PIVOT	2500	820
1	SW2542	2500	4300


LEGEND

- UST UNDER SIDE OF TRUSS/JOIST
- FCL FINISHED CEILING HEIGHT
- FFL FINISHED FLOOR LEVEL
- NGL NATURAL GROUND LEVEL
- EX01 - FC - TEX 100MM NRG FOAM DULUX NATURAL WHITE RENDER, TEXTURE
- EX02 - BWK - TEX DULUX NATURAL WHITE RENDER, TEXTURE
- EX03 - BWK - FF FLOAT FINISH STANDARD DULUX NATURAL WHITE RENDER
- EX04 ANODISED WINDOW COLOUR BRONZE
- EX05 TRAVERTINE IN ENTRY
- EX06 KNOTWOOD AUSTRALIA 50X25 2 PART BATTENS SPACED ANCHOR SYSTEM KEB2550WIDE
- EX07 FRONT DOOR REFER TO A419 FOR DETAILS
- RF FRONT DOOR REFER TO A418
- CJ CONCRETE SAW-CUT CONTROL JOINT
- HWU HOT WATER UNIT
- DP DOWNPIPE COLORBOND SHALE GREY TO BE CONFIRMED BY CLIENT
- SP SPREADER PIPE
- MB METER BOX
- BH BULKHEAD OVER, REFER TO SECTIONS
- SS SPLIT SYSTEM HEIGHT SPECIFIED UNDERSIDE UNIT
- AC AIR CONDITIONING UNIT
- TAP REFER TO SITE PLAN
- YS YARD SUMP REFER TO SITE PLAN SETOUT POINT TO SLAB EDGE

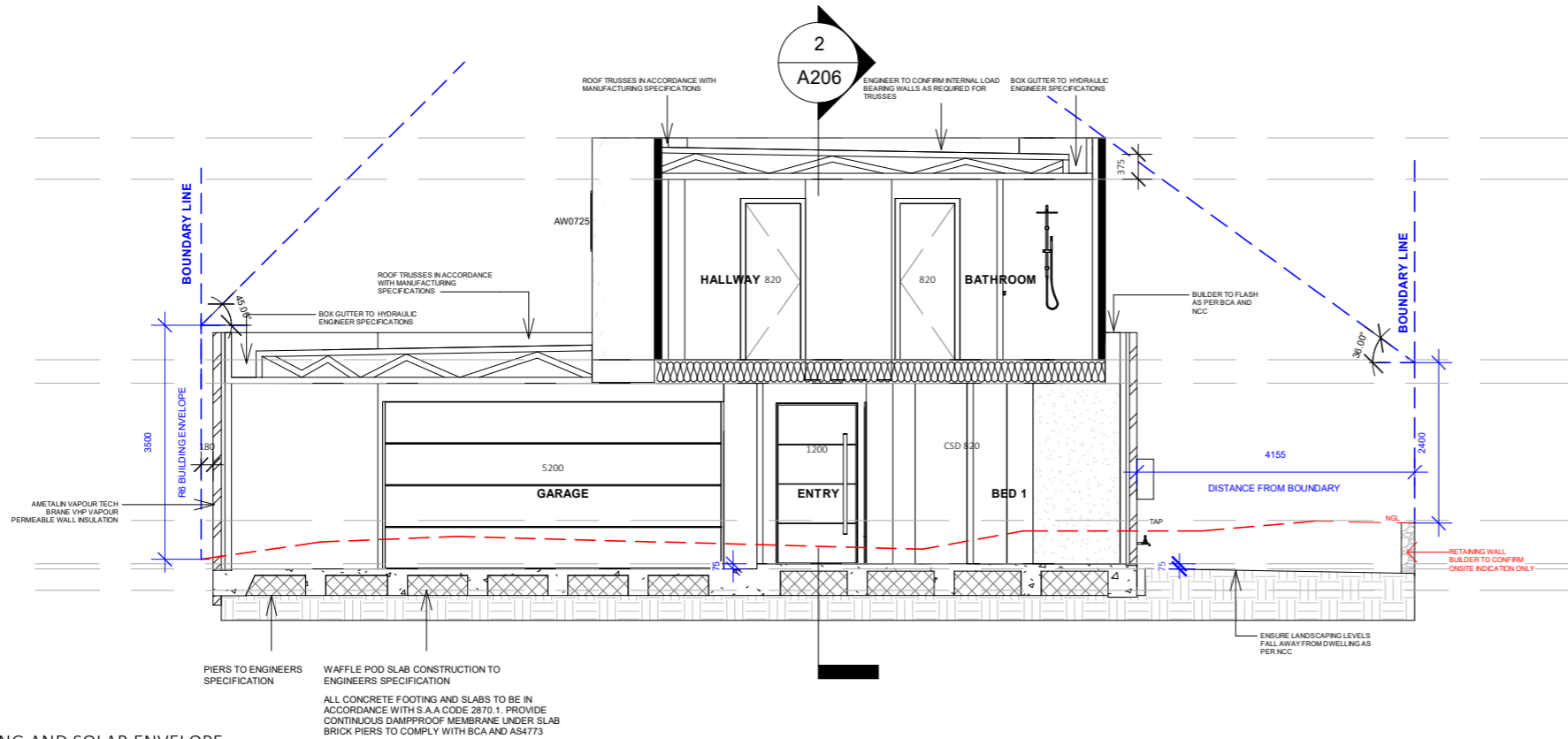
EER NOTES

- MINIMUM R5 INSULATION TO BE INSTALLED TO CEILING WITH R1.3 BLANKET
- MINIMUM R4.0 INSULATION TO BE INSTALLED BETWEEN FLOORS
- 225MM WAFFLE POD SLAB WITH 100MM CONCRETE
- MINIMUM R2.5 INSULATION TO BE INSTALLED TO EXTERNAL WALLS
- MINIMUM R2 INSULATION TO BE INSTALLED TO INTERNAL GARAGE/BATHROOM/LAUNDRY/WC
- WALLS ADJACENT CONDITIONED SPACES.
- ANY DOWNLIGHTS TO BE LED, IC-F COMPLIANT SO
- AS TO ALLOW FULL COVERAGE OF INSULATION. ALL EXHAUST FANS TO BE SEALED.

EXTERNAL SELECTIONS



BUILDING AND SOLAR ENVELOPE



1 PBZ BUILDING AND SOLAR ENVELOPE
 1 : 100

584.174	PARPET UFL
583.554	FCL UPPER FLOOR
580.854	FFL UPPER FLOOR
580.504	FCL GROUND FLOOR
578.450	NGL
577.804	FFL GROUND FLOOR
577.729	FFL GARAGE
577.404	LOUNGE ROOM FFL

REV	AMENDMENT	DATE
REV01-ARCH	CONCEPT 1 PSP	09/03/2022
REV02-ARCH	FSP CONCEPT	11/04/2022
REV03-ARCH	FSP REV02	28/06/2022
REV04-ARCH	MARK UPS	03/08/2022
REV05-ARCH	FRONT FACADE CHANGES	08/08/2022
REV06-ARCH	ADDING WALL THICKNESS	20/08/2022
REV07-ARCH	PANTRY/ STAIR / ALFRESCO CHANGES	22/08/2022
REV08-ARCH	FOR CONSTRUCTION/ DA	17/10/2022
REV01-INT	PSP INTERIORS	13/01/2023
REV02-INT	FSP INTERIORS	13/02/2023
REV03-INT	FSP INTERIORS	22/02/2023
REV04-INT	CP REVIEW PRIOR TO FINAL	24/03/2023
REV05-INT	CP REVIEW PRIOR TO FINAL	22/06/2023
REV06-INT	CP REVIEW PRIOR TO FINAL	29/06/2023
REV07-INT	CP FOR CONSTRUCTION	14/07/2023
REV09-ARCH	CP FOR CONSTRUCTION	14/07/2023
REV10-ARCH	CP FOR CONSTRUCTION	14/08/2023
REV11-ARCH	CP FOR CONSTRUCTION (CHANGED LEVELS FOR 1N)	14/09/2023
REV12-ARCH	CP FOR CONSTRUCTION	21/09/2023
REV13-ARCH	CP_7A TABLE ADDED	31/10/2023

GENERAL NOTES | THE BUILDER SHALL VERIFY ALL DIMENSIONS ON SITE BEFORE COMMENCING ANY WORK OR SHOP DRAWINGS. FIGURED DIMENSIONS SHALL TAKE PRECEDENCE OVER SCALED DIMENSIONS. ANY DISCREPANCIES ARE TO BE REFERRED TO THE DESIGNER IMMEDIATELY. THE DESIGN & DETAILS SHOWN ON THIS DRAWINGS ARE COPYRIGHT © AND REMAINS THE PROPERTY OF MCSHANE STUDIO. ALL WORK SHALL BE CARRIED OUT IN ACCORDANCE WITH THE BUILDING CODE OF AUSTRALIA AND ALL RELEVANT AUSTRALIAN STANDARDS & LOCAL AUTHORITIES' REGULATIONS. THIS DRAWING REMAINS COPYRIGHT OF MCSHANE STUDIO PTY LTD. USE NOTED DIMENSIONS ONLY. DO NOT SCALE OFF DRAWINGS. NOT TO BE USED FOR CONSTRUCTION UNLESS NOTED FOR CONSTRUCTION. LEVELS SHOWN ARE INDICATIVE AND SUBJECT TO FINAL CONFIRMATION ON SITE PRIOR TO CONSTRUCTION.

GENERAL NOTES
 NCC 2022
 ALL WINDOWS AS PER EER

WATER HEATER TO HOT WATER SUPPLY SYSTEM TO COMPLY WITH CLAUSE 3.12.5.6 OF THE BCA.

LIGHTING TO COMPLY WITH CLAUSE 3.12.5.5 OF THE BCA.

WET AREAS TO COMPLY WITH ALL RELEVANT CLAUSES OF THE BCA.

BRICK PIERS TO COMPLY WITH BCA AND AS4773.

STAIR NOSING STRIP SLIP RESISTANCE CLASSIFICATION - INDOORS P3 AND OUTDOORS P4.

LICENSED PLUMBER TO SUBMIT WORKS EXECUTED PLAN.

LICENSED ELECTRICIAN TO SUBMIT CES FORM.

SMOKE ALARMS TO BE INSTALLED IN ACCORDANCE WITH THE BCA PART3.7.2 AND AS3786

TILES AND FLASHINGS TO BE INSTALLED IN ACCORDANCE WITH MANUFACTURES SPECIFICATIONS.

ALL WALLS WITHIN 900MM OF BOUNDARY TO HAVE A FRL OF 60/60/60

COLORBOND ROOF AS SELECTED. PREFABRICATED ROOF TRUSSES AT 600CTRS MAX. LINTELS SIZES ARE PER TRUSS MANUFACTURERS CHARTS.

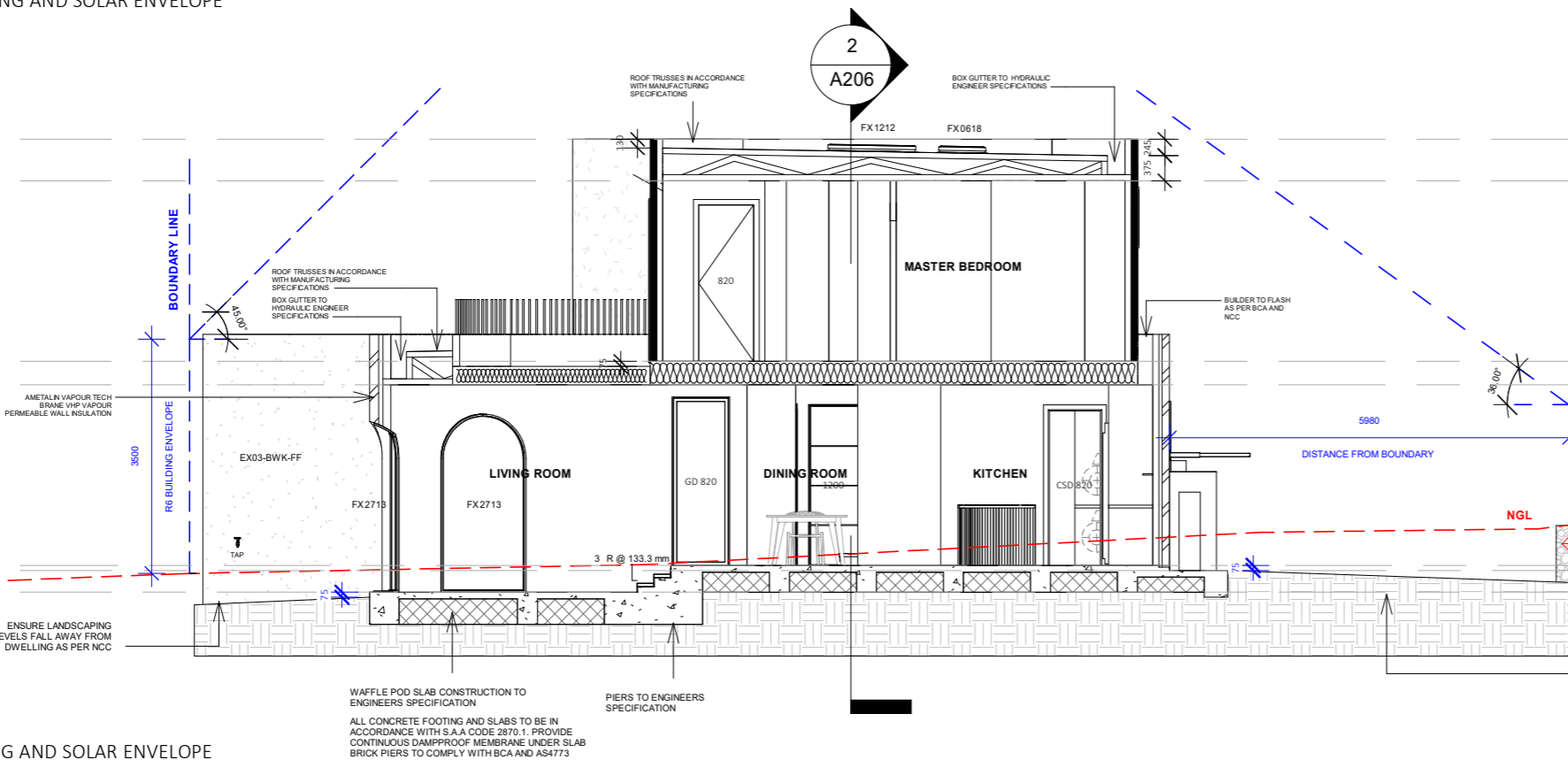
INSULATION AS PER EER

55MM FOIL BACKED BLANKET TO ROOFING IRON.
 ALL WALLS TO BE AS PER MANUFACTURER'S SPECIFICATIONS
 ALL INSULATION AS PER EER

WEATHER STRIPS TO EXTERNAL DOORS
 90X35MM PINE PLATES & NOGGINGS


90X35MM PINE STUDS AT 450CTRS TO LOAD BEARING WALLS AND 600CTRS TO NON-LOAD BEARING WALLS.

PLASTERBOARD INTERNAL WALLS AND CEILING LINING, GYROCK SOUNDCEK FCL ON GROUND FLOOR.
 CEMENT SHEET LINING TO WET AREAS.
 WINDOW POSITIONS TO BE AS PER PLAN



2 RZ BUILDING AND SOLAR ENVELOPE
 1 : 100

584.174	PARPET UFL
583.554	FCL UPPER FLOOR
580.854	FFL UPPER FLOOR
580.504	FCL GROUND FLOOR
577.804	FFL GROUND FLOOR
577.729	FFL GARAGE
577.404	LOUNGE ROOM FFL



SUPPORTING DOCUMENTATION FOR BUILDING APPROVAL
 ISSUED UNDER S28 OF THE BUILDING ACT 2004
 LICENCE NUMBER: 2013251

 1a & 10a
 BCA OCCUPANCY CLASS

 N/A
 BCA TYPE OF CONSTRUCTION

 ISSUE DATE: 24/11/2023

 CERTIFIER'S SIGNATURE
 ACN 093 211 995

SECTION

BLOCK 14 SEC 55 SCALE 1 : 100 @ A3

DWG NO. A206 REVISION. 07-INT 13-ARCH

REV	AMENDMENT	DATE
REV01-ARCH	CONCEPT 1 PSP	09/03/2022
REV02-ARCH	FSP CONCEPT	11/04/2022
REV03-ARCH	FSP REV02	28/06/2022
REV04-ARCH	MARK UPS	03/08/2022
REV05-ARCH	FRONT FACADE CHANGES	08/08/2022
REV06-ARCH	ADDING WALL THICKNESS	20/08/2022
REV07-ARCH	PANTRY/ STAIR / ALFRESCO CHANGES	22/08/2022
REV08-ARCH	FOR CONSTRUCTION/ DA	17/10/2022
REV01-INT	FSP INTERIORS	13/01/2023
REV02-INT	FSP INTERIORS	13/02/2023
REV03-INT	FSP INTERIORS	22/02/2023
REV04-INT	CP REVIEW PRIOR TO FINAL	24/03/2023
REV05-INT	CP REVIEW PRIOR TO FINAL	22/06/2023
REV06-INT	CP REVIEW PRIOR TO FINAL	29/06/2023
REV07-INT	CP FOR CONSTRUCTION	14/07/2023
REV09-ARCH	CP FOR CONSTRUCTION	14/07/2023
REV10-ARCH	CP FOR CONSTRUCTION	14/08/2023
REV11-ARCH	CP FOR CONSTRUCTION (CHANGED LEVELS FOR 1N)	14/09/2023
REV12-ARCH	CP FOR CONSTRUCTION	21/09/2023
REV13-ARCH	CP_7A TABLE ADDED	31/10/2023

GENERAL NOTES | THE BUILDER SHALL VERIFY ALL DIMENSIONS ON SITE BEFORE COMMENCING ANY WORK OR SHOP DRAWINGS. FIGURED DIMENSIONS SHALL TAKE PRECEDENCE OVER SCALED DIMENSIONS. ANY DISCREPANCIES ARE TO BE REFERRED TO THE DESIGNER IMMEDIATELY. THE DESIGN & DETAILS SHOWN ON THIS DRAWING ARE COPYRIGHT © AND REMAINS THE PROPERTY OF MCSHANE STUDIO. ALL WORK SHALL BE CARRIED OUT IN ACCORDANCE WITH THE BUILDING CODE OF AUSTRALIA AND ALL RELEVANT AUSTRALIAN STANDARDS & LOCAL AUTHORITIES' REGULATIONS. THIS DRAWING REMAINS COPYRIGHT OF MCSHANE STUDIO PTY LTD. USE NOTED DIMENSIONS ONLY. DO NOT SCALE OFF DRAWINGS. NOT TO BE USED FOR CONSTRUCTION UNLESS NOTED FOR CONSTRUCTION. LEVELS SHOWN ARE INDICATIVE AND SUBJECT TO FINAL CONFIRMATION ON SITE PRIOR TO CONSTRUCTION.

GENERAL NOTES
NCC 2022
ALL WINDOWS AS PER EER

WATER HEATER TO HOT WATER SUPPLY SYSTEM TO COMPLY WITH CLAUSE 3.12.5.6 OF THE BCA.

LIGHTING TO COMPLY WITH CLAUSE 3.12.5.5 OF THE BCA.

WET AREAS TO COMPLY WITH ALL RELEVANT CLAUSES OF THE BCA.

BRICK PIERS TO COMPLY WITH BCA AND AS4773.

STAIR NOSING STRIP SLIP RESISTANCE CLASSIFICATION - INDOORS P3 AND OUTDOORS P4.

LICENSED PLUMBER TO SUBMIT WORKS EXECUTED PLAN.

LICENSED ELECTRICIAN TO SUBMIT CES FORM.

SMOKE ALARMS TO BE INSTALLED IN ACCORDANCE WITH THE BCA PART 3.7.2 AND AS3786

TILES AND FLASHINGS TO BE INSTALLED IN ACCORDANCE WITH MANUFACTURERS SPECIFICATIONS.

ALL WALLS WITHIN 900MM OF BOUNDARY TO HAVE A FRL OF 60/60/60

COLORBOND ROOF AS SELECTED. PREFABRICATED ROOF TRUSSES AT 600CTRS MAX. LINTEL SIZES ARE PER TRUSS MANUFACTURERS CHARTS.

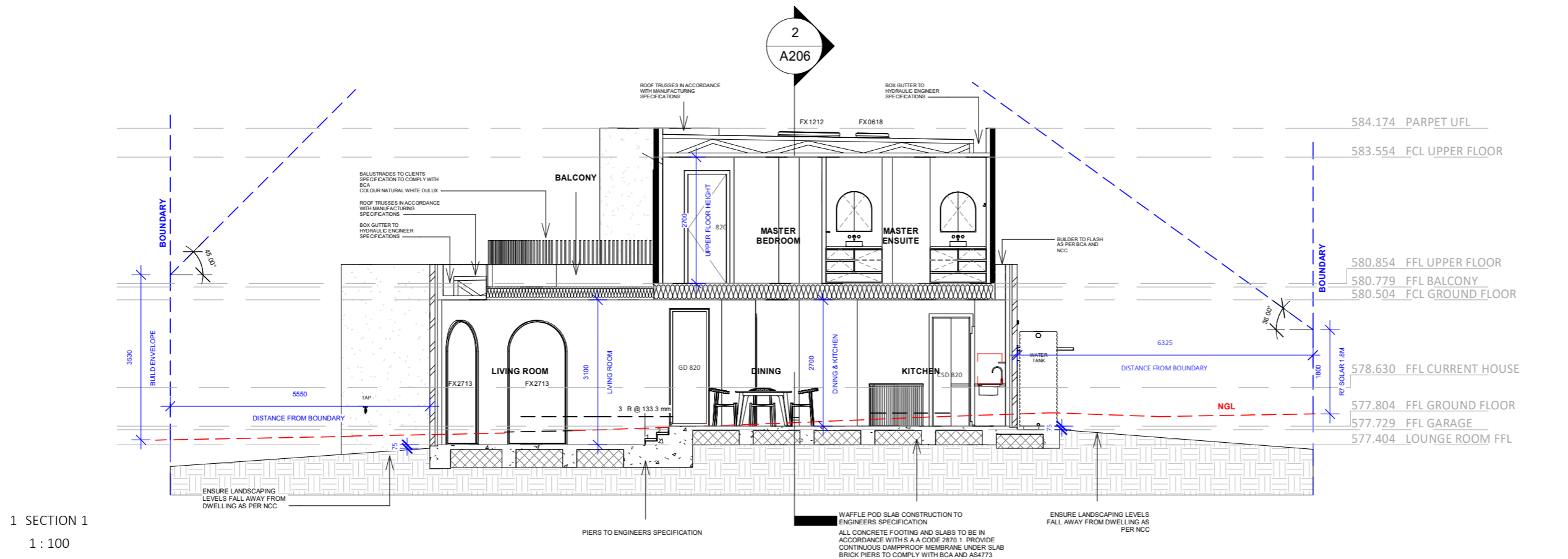
INSULATION AS PER EER

55MM FOIL BACKED BLANKET TO ROOFING IRON.
ALL WALLS TO BE AS PER MANUFACTURER'S SPECIFICATIONS
ALL INSULATION AS PER EER

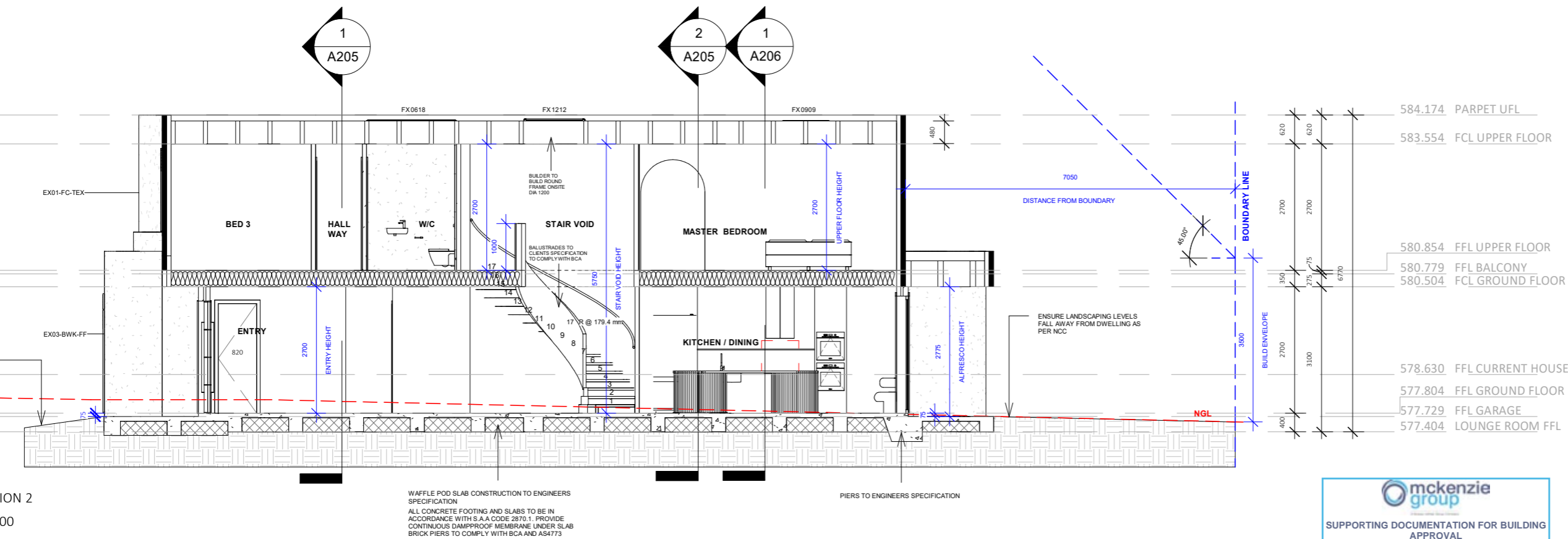
WEATHER STRIPS TO EXTERNAL DOORS
90X35MM PINE PLATES & NOGGINGS

90X35MM PINE STUDS AT 450CTRS TO LOAD BEARING WALLS AND 600CTRS TO NON-LOAD BEARING WALLS.

PLASTERBOARD INTERNAL WALLS AND CEILING LINING, GYROCK SOUNDCEK FCL ON GROUND FLOOR.
CEMENT SHEET LINING TO WET AREAS.
WINDOW POSITIONS TO BE AS PER PLAN



1 SECTION 1
1 : 100



2 SECTION 2
1 : 100

mckenzie group

SUPPORTING DOCUMENTATION FOR BUILDING APPROVAL
ISSUED UNDER S28 OF THE BUILDING ACT 2004
LICENCE NUMBER: 2013251

1a & 10a
BCA OCCUPANCY CLASS

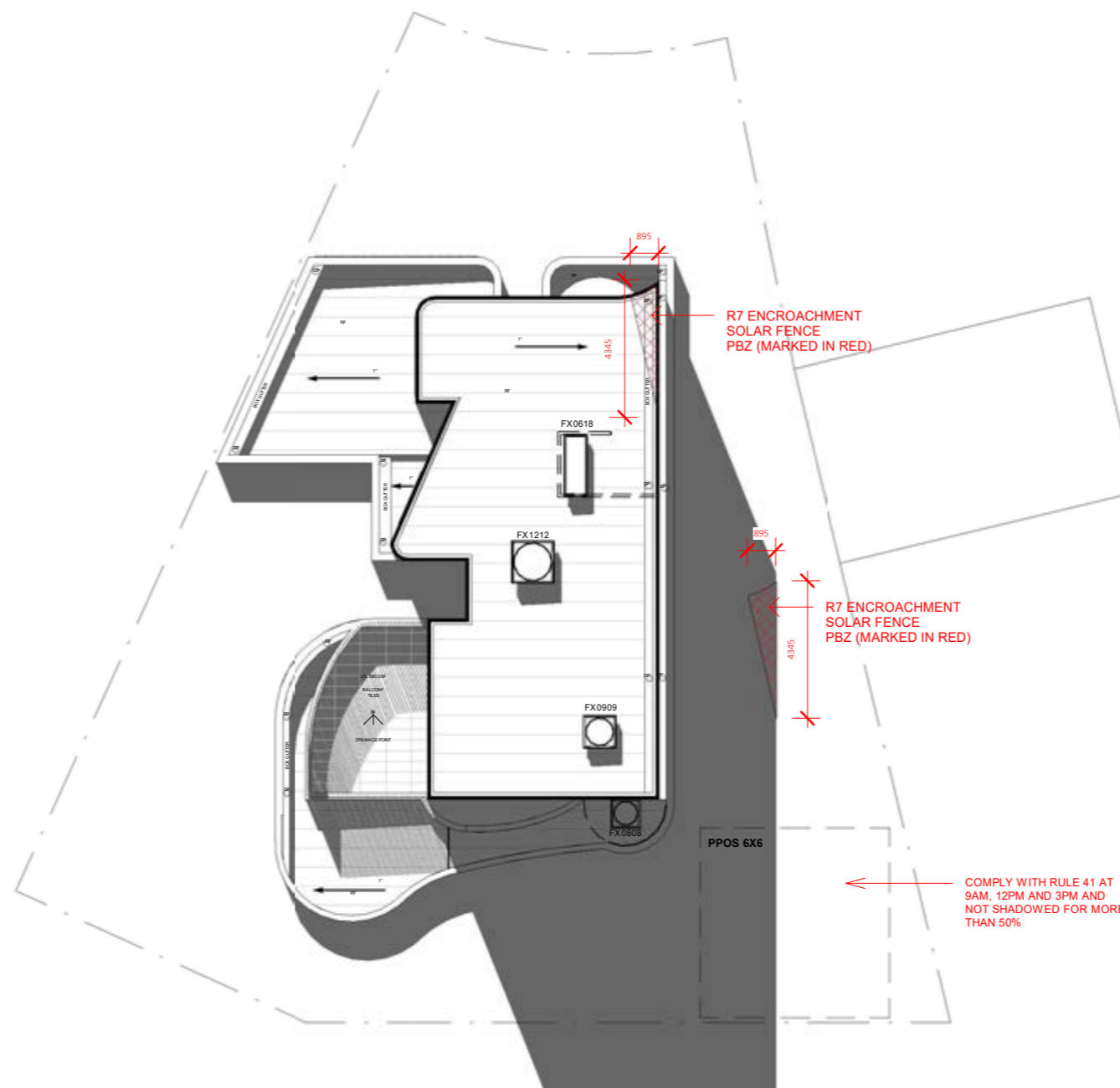
N/A
BCA TYPE OF CONSTRUCTION

ISSUE DATE: 24/11/2023

CERTIFIER'S SIGNATURE
ACN 093 211 995

REV	AMENDMENT	DATE
REV01-ARCH	CONCEPT 1 PSP	09/03/2022
REV02-ARCH	FSP CONCEPT	11/04/2022
REV03-ARCH	FSP REV02	28/06/2022
REV04-ARCH	MARK UPS	03/08/2022
REV05-ARCH	FRONT FACADE CHANGES	08/08/2022
REV06-ARCH	ADDING WALL THICKNESS	20/08/2022
REV07-ARCH	PANTRY/ STAIR / ALFRESCO CHANGES	22/08/2022
REV08-ARCH	FOR CONSTRUCTION/ DA	17/10/2022
REV01-INT	PSP_INTERIORS	13/01/2023
REV02-INT	FSP_INTERIORS	13/02/2023
REV03-INT	FSP_INTERIORS	22/02/2023
REV04-INT	CP_REVIEW PRIOR TO FINAL	24/03/2023
REV05-INT	CP_REVIEW PRIOR TO FINAL	22/06/2023
REV06-INT	CP_REVIEW PRIOR TO FINAL	29/06/2023
REV07-INT	CP_FOR CONSTRUCTION	14/07/2023
REV09-ARCH	CP_FOR CONSTRUCTION	14/07/2023
REV10-ARCH	CP_FOR CONSTRUCTION	14/08/2023
REV11-ARCH	CP_FOR CONSTRUCTION (CHANGED LEVELS FOR 1N)	14/09/2023
REV12-ARCH	CP_FOR CONSTRUCTION	21/09/2023
REV13-ARCH	CP_7A TABLE ADDED	31/10/2023

GENERAL NOTES | THE BUILDER SHALL VERIFY ALL DIMENSIONS ON SITE BEFORE COMMENCING ANY WORK OR SHOP DRAWINGS. FIGURED DIMENSIONS SHALL TAKE PRECEDENCE OVER SCALED DIMENSIONS. ANY DISCREPANCIES ARE TO BE REFERRED TO THE DESIGNER IMMEDIATELY. THE DESIGN & DETAILS SHOWN ON THIS DRAWINGS ARE COPYRIGHT © AND REMAINS THE PROPERTY OF MCSHANE STUDIO. ALL WORK SHALL BE CARRIED OUT IN ACCORDANCE WITH THE BUILDING CODE OF AUSTRALIA AND ALL RELEVANT AUSTRALIAN STANDARDS & LOCAL AUTHORITIES' REGULATIONS. THIS DRAWING REMAINS COPYRIGHT OF MCSHANE STUDIO PTY LTD. USE NOTED DIMENSIONS ONLY. DO NOT SCALE OFF DRAWINGS. NOT TO BE USED FOR CONSTRUCTION UNLESS NOTED FOR CONSTRUCTION. LEVELS SHOWN ARE INDICATIVE AND SUBJECT TO FINAL CONFIRMATION ON SITE PRIOR TO CONSTRUCTION.



1 WINTER SOLSTICE 9AM
1 : 200

mckenzie group

SUPPORTING DOCUMENTATION FOR BUILDING APPROVAL

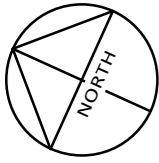
ISSUED UNDER S28 OF THE BUILDING ACT 2004
LICENCE NUMBER: 2013251

1a & 10a
BCA OCCUPANCY CLASS

N/A
BCA TYPE OF CONSTRUCTION

ISSUE DATE: 24/11/2023

CERTIFIER'S SIGNATURE
ACN 093 211 995



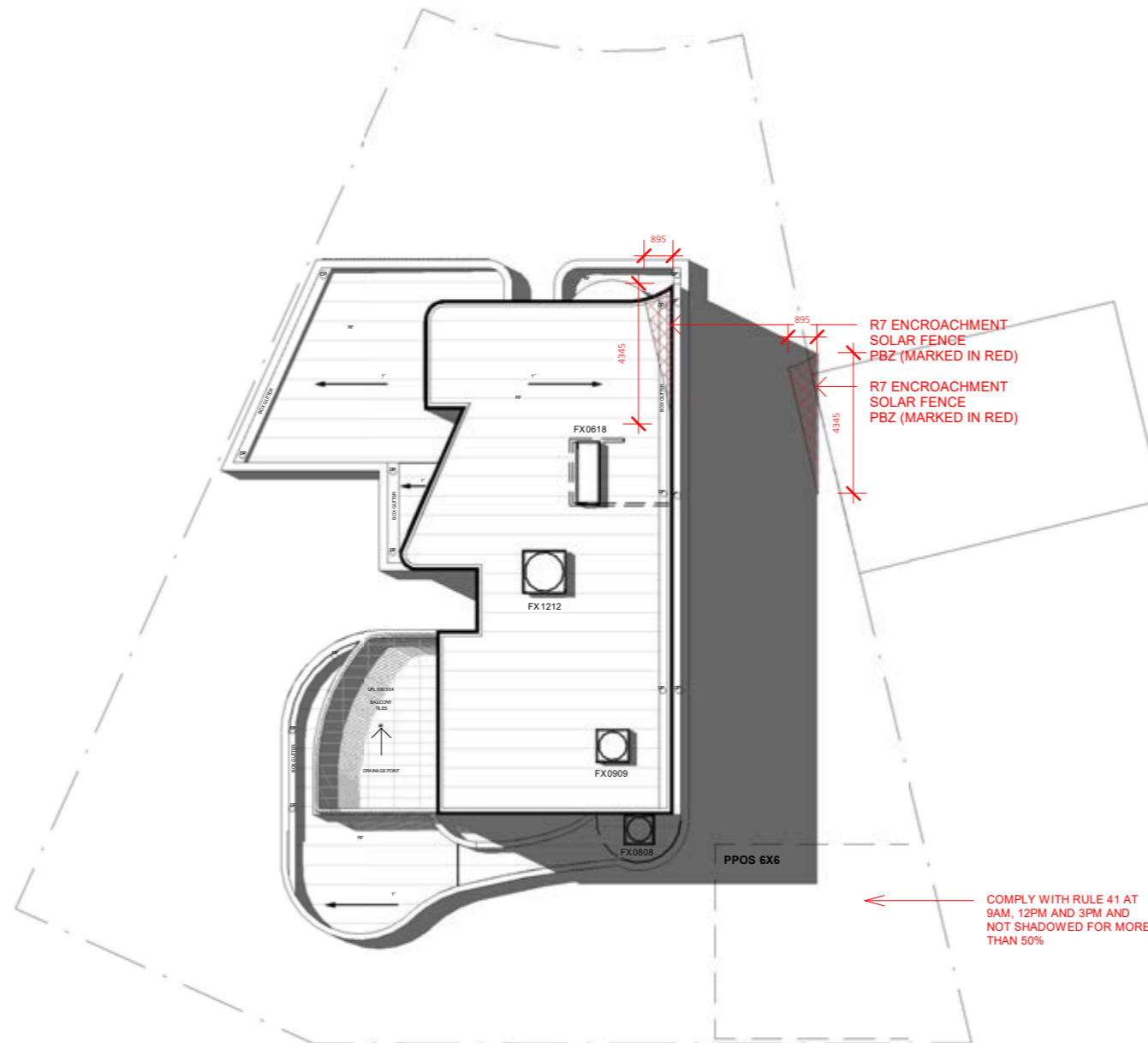
WINTER SOLSTICE 12PM

BLOCK 14 SEC 55 SCALE 1:200 @ A3


DWG NO.	REVISION.
A208	07- INT 13- ARCH

REV	AMENDMENT	DATE
REV01-ARCH	CONCEPT 1 PSP	09/03/2022
REV02-ARCH	FSP CONCEPT	11/04/2022
REV03-ARCH	FSP REV02	28/06/2022
REV04-ARCH	MARK UPS	03/08/2022
REV05-ARCH	FRONT FACADE CHANGES	08/08/2022
REV06-ARCH	ADDING WALL THICKNESS	20/08/2022
REV07-ARCH	PANTRY/ STAIR / ALFRESCO CHANGES	22/08/2022
REV08-ARCH	FOR CONSTRUCTION/ DA	17/10/2022
REV01-INT	PSP_INTERIORS	13/01/2023
REV02-INT	FSP_INTERIORS	13/02/2023
REV03-INT	FSP_INTERIORS	22/02/2023
REV04-INT	CP_REVIEW PRIOR TO FINAL	24/03/2023
REV05-INT	CP_REVIEW PRIOR TO FINAL	22/06/2023
REV06-INT	CP_REVIEW PRIOR TO FINAL	29/06/2023
REV07-INT	CP_FOR CONSTRUCTION	14/07/2023
REV09-ARCH	CP_FOR CONSTRUCTION	14/07/2023
REV10-ARCH	CP_FOR CONSTRUCTION	14/08/2023
REV11-ARCH	CP_FOR CONSTRUCTION (CHANGED LEVELS FOR 1N)	14/09/2023
REV12-ARCH	CP_FOR CONSTRUCTION	21/09/2023
REV13-ARCH	CP_7A TABLE ADDED	31/10/2023

GENERAL NOTES | THE BUILDER SHALL VERIFY ALL DIMENSIONS ON SITE BEFORE COMMENCING ANY WORK OR SHOP DRAWINGS. FIGURED DIMENSIONS SHALL TAKE PRECEDENCE OVER SCALED DIMENSIONS. ANY DISCREPANCIES ARE TO BE REFERRED TO THE DESIGNER IMMEDIATELY. THE DESIGN & DETAILS SHOWN ON THIS DRAWINGS ARE COPYRIGHT © AND REMAINS THE PROPERTY OF MCSHANE STUDIO. ALL WORK SHALL BE CARRIED OUT IN ACCORDANCE WITH THE BUILDING CODE OF AUSTRALIA AND ALL RELEVANT AUSTRALIAN STANDARDS & LOCAL AUTHORITIES' REGULATIONS. THIS DRAWING REMAINS COPYRIGHT OF MCSHANE STUDIO PTY LTD. USE NOTED DIMENSIONS ONLY. DO NOT SCALE OFF DRAWINGS. NOT TO BE USED FOR CONSTRUCTION UNLESS NOTED FOR CONSTRUCTION. LEVELS SHOWN ARE INDICATIVE AND SUBJECT TO FINAL CONFIRMATION ON SITE PRIOR TO CONSTRUCTION.



1 WINTER SOLSTICE 12PM
1 : 200



SUPPORTING DOCUMENTATION FOR BUILDING APPROVAL
ISSUED UNDER S28 OF THE BUILDING ACT 2004
LICENCE NUMBER: 2013251

1a & 10a
BCA OCCUPANCY CLASS

N/A
BCA TYPE OF CONSTRUCTION

ISSUE DATE: 24/11/2023

CERTIFIER'S SIGNATURE
ACN 093 211 995

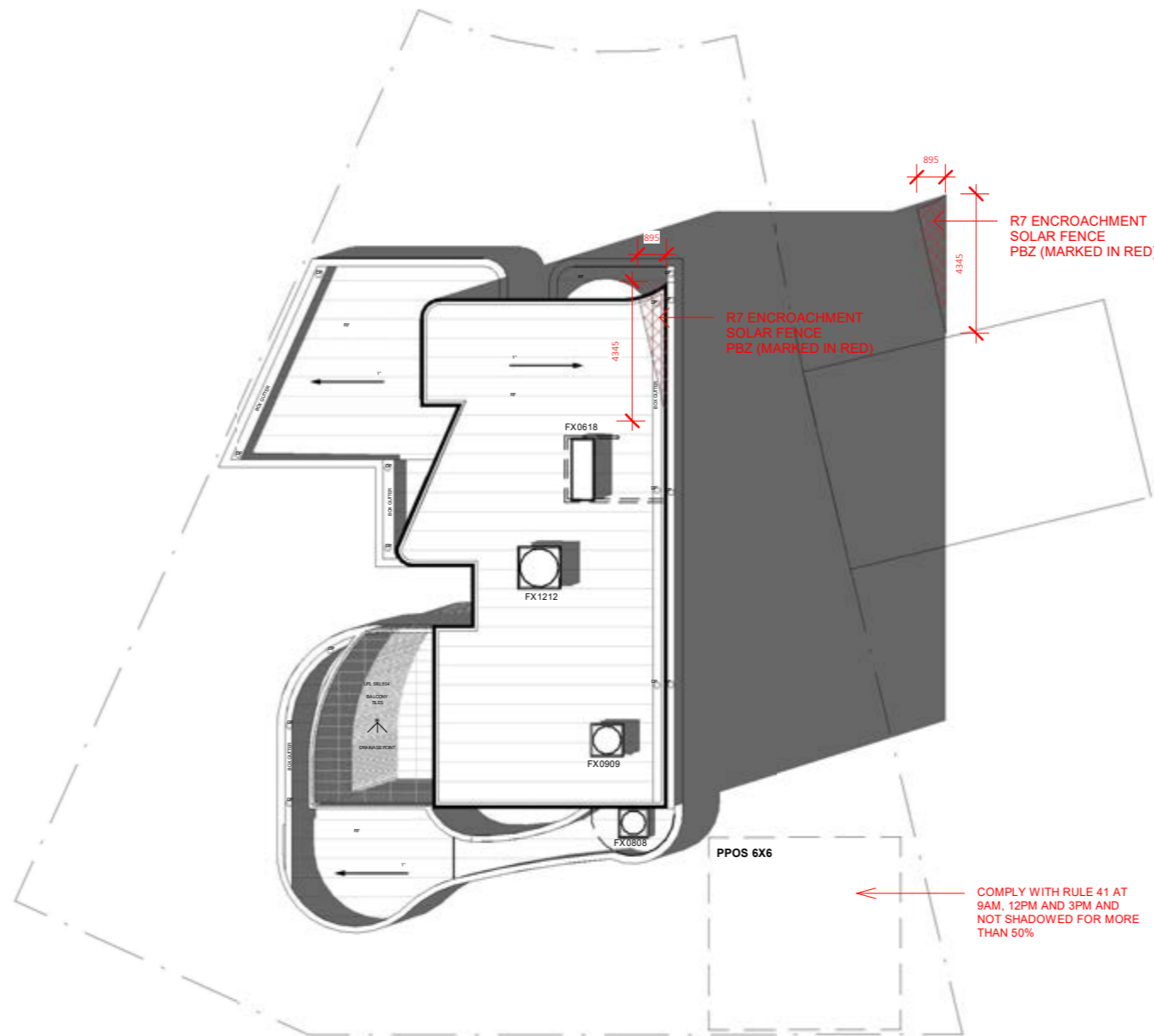
WINTER SOLSTICE 3PM

BLOCK 14 SEC 55 SCALE 1:200 @ A3

DWG NO. A209 REVISION. 07-INT 13-ARCH

REV	AMENDMENT	DATE
REV01-ARCH	CONCEPT 1 PSP	09/03/2022
REV02-ARCH	FSP CONCEPT	11/04/2022
REV03-ARCH	FSP REV02	28/06/2022
REV04-ARCH	MARK UPS	03/08/2022
REV05-ARCH	FRONT FACADE CHANGES	08/08/2022
REV06-ARCH	ADDING WALL THICKNESS	20/08/2022
REV07-ARCH	PANTRY/ STAIR / ALFRESCO CHANGES	22/08/2022
REV08-ARCH	FOR CONSTRUCTION/ DA	17/10/2022
REV01-INT	PSP_INTERIORS	13/01/2023
REV02-INT	FSP_INTERIORS	13/02/2023
REV03-INT	FSP_INTERIORS	22/02/2023
REV04-INT	CP_REVIEW PRIOR TO FINAL	24/03/2023
REV05-INT	CP_REVIEW PRIOR TO FINAL	22/06/2023
REV06-INT	CP_REVIEW PRIOR TO FINAL	29/06/2023
REV07-INT	CP_FOR CONSTRUCTION	14/07/2023
REV09-ARCH	CP_FOR CONSTRUCTION	14/07/2023
REV10-ARCH	CP_FOR CONSTRUCTION	14/08/2023
REV11-ARCH	CP_FOR CONSTRUCTION (CHANGED LEVELS FOR 1N)	14/09/2023
REV12-ARCH	CP_FOR CONSTRUCTION	21/09/2023
REV13-ARCH	CP_7A TABLE ADDED	31/10/2023

GENERAL NOTES | THE BUILDER SHALL VERIFY ALL DIMENSIONS ON SITE BEFORE COMMENCING ANY WORK OR SHOP DRAWINGS. FIGURED DIMENSIONS SHALL TAKE PRECEDENCE OVER SCALED DIMENSIONS. ANY DISCREPANCIES ARE TO BE REFERRED TO THE DESIGNER IMMEDIATELY. THE DESIGN & DETAILS SHOWN ON THIS DRAWINGS ARE COPYRIGHT © AND REMAINS THE PROPERTY OF MCSHANE STUDIO. ALL WORK SHALL BE CARRIED OUT IN ACCORDANCE WITH THE BUILDING CODE OF AUSTRALIA AND ALL RELEVANT AUSTRALIAN STANDARDS & LOCAL AUTHORITIES' REGULATIONS. THIS DRAWING REMAINS COPYRIGHT OF MCSHANE STUDIO PTY LTD. USE NOTED DIMENSIONS ONLY. DO NOT SCALE OFF DRAWINGS. NOT TO BE USED FOR CONSTRUCTION UNLESS NOTED FOR CONSTRUCTION. LEVELS SHOWN ARE INDICATIVE AND SUBJECT TO FINAL CONFIRMATION ON SITE PRIOR TO CONSTRUCTION.



1 WINTER SOLSTICE 3PM
1 : 200

mckenzie group
SUPPORTING DOCUMENTATION FOR BUILDING APPROVAL
ISSUED UNDER S28 OF THE BUILDING ACT 2004
LICENCE NUMBER: 2013251
1a & 10a
BCA OCCUPANCY CLASS
N/A
BCA TYPE OF CONSTRUCTION
ISSUE DATE: 24/11/2023
CERTIFIER'S SIGNATURE
ACN 093 211 995

PPOS

BLOCK 14 SEC 55 SCALE 1:200 @ A3

DWG NO. **A211** REVISION. **07-INT
13-ARCH**

REV	AMENDMENT	DATE
REV01-ARCH	CONCEPT 1 PSP	09/03/2022
REV02-ARCH	FSP CONCEPT	11/04/2022
REV03-ARCH	FSP REV02	28/06/2022
REV04-ARCH	MARK UPS	03/08/2022
REV05-ARCH	FRONT FACADE CHANGES	08/08/2022
REV06-ARCH	ADDING WALL THICKNESS	20/08/2022
REV07-ARCH	PANTRY/ STAIR / ALFRESCO CHANGES	22/08/2022
REV08-ARCH	FOR CONSTRUCTION/ DA	17/10/2022
REV01-INT	PSP_INTERIORS	13/01/2023
REV02-INT	FSP_INTERIORS	13/02/2023
REV03-INT	FSP_INTERIORS	22/02/2023
REV04-INT	CP_REVIEW PRIOR TO FINAL	24/03/2023
REV05-INT	CP_REVIEW PRIOR TO FINAL	22/06/2023
REV06-INT	CP_REVIEW PRIOR TO FINAL	29/06/2023
REV07-INT	CP_FOR CONSTRUCTION	14/07/2023
REV09-ARCH	CP_FOR CONSTRUCTION	14/07/2023
REV10-ARCH	CP_FOR CONSTRUCTION	14/08/2023
REV11-ARCH	CP_FOR CONSTRUCTION (CHANGED LEVELS FOR 1N)	14/09/2023
REV12-ARCH	CP_FOR CONSTRUCTION	21/09/2023
REV13-ARCH	CP_7A TABLE ADDED	31/10/2023

GENERAL NOTES | THE BUILDER SHALL VERIFY ALL DIMENSIONS ON SITE BEFORE COMMENCING ANY WORK OR SHOP DRAWINGS. FIGURED DIMENSIONS SHALL TAKE PRECEDENCE OVER SCALED DIMENSIONS. ANY DISCREPANCIES ARE TO BE REFERRED TO THE DESIGNER IMMEDIATELY. THE DESIGN & DETAILS SHOWN ON THIS DRAWINGS ARE COPYRIGHT © AND REMAINS THE PROPERTY OF MCSHANE STUDIO. ALL WORK SHALL BE CARRIED OUT IN ACCORDANCE WITH THE BUILDING CODE OF AUSTRALIA AND ALL RELEVANT AUSTRALIAN STANDARDS & LOCAL AUTHORITIES' REGULATIONS. THIS DRAWING REMAINS COPYRIGHT OF MCSHANE STUDIO PTY LTD. USE NOTED DIMENSIONS ONLY. DO NOT SCALE OFF DRAWINGS. NOT TO BE USED FOR CONSTRUCTION UNLESS NOTED FOR CONSTRUCTION. LEVELS SHOWN ARE INDICATIVE AND SUBJECT TO FINAL CONFIRMATION ON SITE PRIOR TO CONSTRUCTION.

GENERAL NOTES
NCC 2022

ALL WINDOWS AS PER EER
WATER HEATER TO HOT WATER SUPPLY SYSTEM TO COMPLY WITH CLAUSE 3.12.5.6 OF THE BCA.

LIGHTING TO COMPLY WITH CLAUSE 3.12.5.5 OF THE BCA.

WET AREAS TO COMPLY WITH ALL RELEVANT CLAUSES OF THE BCA.

BRICK PIERS TO COMPLY WITH BCA AND AS4773.

STAIR NOSING STRIP SLIP RESISTANCE CLASSIFICATION - INDOORS P3 AND OUTDOORS P4.

LICENSED PLUMBER TO SUBMIT WORKS EXECUTED PLAN.

LICENSED ELECTRICIAN TO SUBMIT CES FORM.

SMOKE ALARMS TO BE INSTALLED IN ACCORDANCE WITH THE BCA PART3.7.2 AND AS3786

TILES AND FLASHINGS TO BE INSTALLED IN ACCORDANCE WITH MANUFACTURERS SPECIFICATIONS.

ALL WALLS WITHIN 900MM OF BOUNDARY TO HAVE A FRL OF 60/60/60

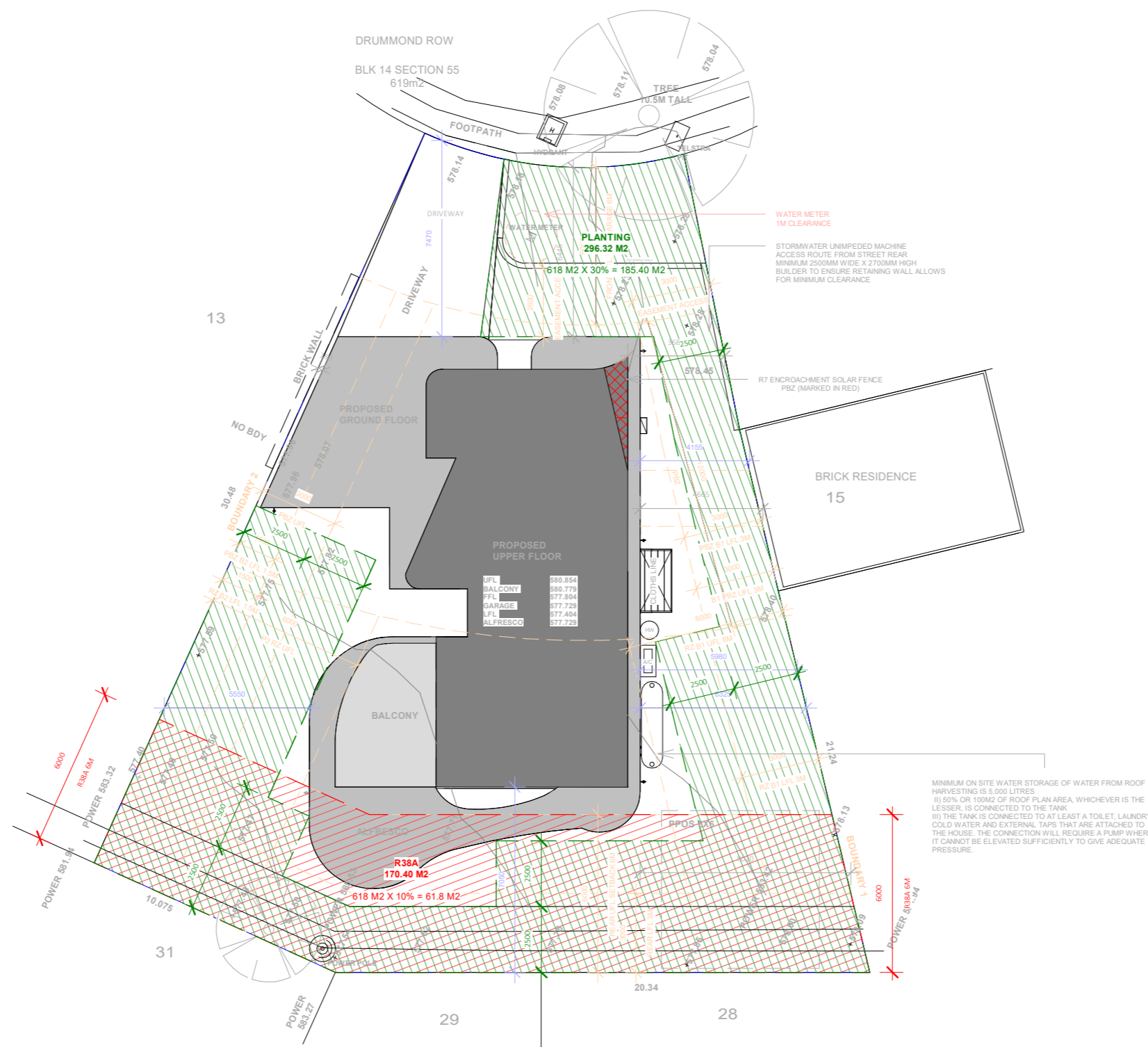
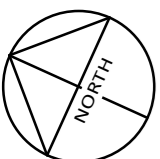
COLORBOND ROOF AS SELECTED. PREFABRICATED ROOF TRUSSES AT 600CTRS MAX. LINTELS SIZES ARE PER TRUSS MANUFACTURERS CHARTS.

INSULATION AS PER EER

55MM FOIL BACKED BLANKET TO ROOFING IRON.
ALL WALLS TO BE AS PER MANUFACTURER'S SPECIFICATIONS
ALL INSULATION AS PER EER

WEATHER STRIPS TO EXTERNAL DOORS
90X35MM PINE PLATES & NOGGINGS

90X35MM PINE STUDS AT 450CTRS TO LOAD BEARING WALLS AND 600CTRS TO NON-LOAD BEARING WALLS.
PLASTERBOARD INTERNAL WALLS AND CEILING LINING, GYROCK SOUNDCEK FCL ON GROUND FLOOR.
CEMENT SHEET LINING TO WET AREAS.
WINDOW POSITIONS TO BE AS PER PLAN



1 PPOS
1:200

mckenzie group

SUPPORTING DOCUMENTATION FOR BUILDING APPROVAL
ISSUED UNDER S28 OF THE BUILDING ACT 2004
LICENCE NUMBER: 2013251

1a & 10a
BCA OCCUPANCY CLASS

N/A
BCA TYPE OF CONSTRUCTION

ISSUE DATE: 24/11/2023

CERTIFIER'S SIGNATURE
ACN 093 211 995

PIERRE DRAGH

CONSULTING ENGINEERS

OFFICE

ADDRESS: 16 VICTORIA STREET, HALL, ACT, 2618

TEL : 0438 625 440

FAX : (02) 6230 9695

EMAIL : PDRAGH@BIGPOND.COM



SUPPORTING DOCUMENTATION FOR BUILDING
APPROVAL
ISSUED UNDER S28 OF THE BUILDING ACT 2004
LICENCE NUMBER: 2013251

1a & 10a
BCA OCCUPANCY CLASS

N/A
BCA TYPE OF CONSTRUCTION

ISSUE DATE: 24/11/2023


CERTIFIER'S SIGNATURE
ACN 093 211 995

SITE ADDRESS

BLOCK 14 SECTION 55
11 DRUMMOND ROW (FOOTING) A

JOB DESCRIPTION

PROPOSED NEW DWELLING

CLIENT:

DRAWING LIST

- S0 - COVER SHEET
- S1 - GENERAL NOTES
- S2 - FOOTING & SLAB LAYOUT
- S3 - FOOTING & SLAB DETAILS
- S4 - BEAM & JOISTS LAYOUT

NOTE

IT IS THE RESPONSIBILITY OF THE CLIENT IN CONSULTATION WITH THEIR BUILDER TO CHECK AND VERIFY THE BUILDABILITY OF THE DESIGN AS PRESENTED AND REFER ANY CONCERNS BACK TO THE ENGINEER PRIOR TO CONSTRUCTION. THESE DRAWINGS ARE TO BE READ IN CONJUNCTION WITH THE PROJECT ARCHITECTURAL AND OTHER CONSULTANTS DRAWINGS AND SPECIFICATIONS.

APPROVED BY:

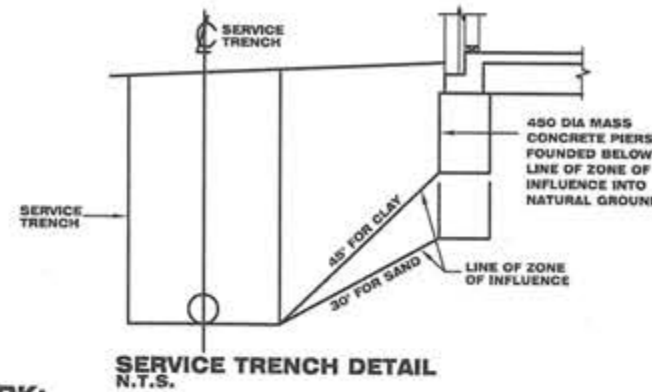


GENERAL NOTES:

- G.1 THESE DRAWINGS SHALL BE READ IN CONJUNCTION WITH ALL ARCHITECTURAL AND OTHER CONSULTANTS DRAWINGS AND SPECIFICATIONS AND WITH SUCH OTHER WRITTEN INSTRUCTIONS AS MAY BE ISSUED DURING THE COURSE OF THE CONTRACT. ALL DISCREPANCIES SHALL BE REFERRED TO THE ARCHITECT/ENGINEER FOR DECISION BEFORE PROCEEDING WITH THE WORK.
- G.2 DIMENSIONS SHALL NOT BE OBTAINED BY SCALING THE STRUCTURAL DRAWINGS.
- G.3 SETTING OUT DIMENSIONS SHOWN ON THE DRAWINGS SHALL BE VERIFIED BY THE BUILDER.
- G.4 DURING CONSTRUCTION THE STRUCTURE SHALL BE MAINTAINED A STABLE CONDITION AND NO PART SHALL BE OVERSTRESSED.
- G.5 ALL WORKMANSHIP AND MATERIAL SHALL BE IN ACCORDANCE WITH THE REQUIREMENTS OF THE CURRENT EDITIONS OF THE A.S. CODES AND THE BY-LAWS AND ORDINANCES OF THE RELEVANT BUILDING AUTHORITY.
- G.6 THE STRUCTURAL ELEMENTS SHOWN ON THE DRAWINGS HAVE BEEN DESIGNED IN ACCORDANCE WITH THE FOLLOWING CODES:
 CONCRETE - A.S 3600
 FOOTING - A.S 2870
 STEEL - A.S 4100 & A.S. 4600

FOUNDATIONS AND FOOTINGS:

- F.1 FOOTINGS HAVE BEEN DESIGNED FOR A UNIFORM BEARING PRESSURE (refer to sheet 2). FOUNDATION MATERIAL SHALL BE APPROVED FOR THIS PRESSURE BEFORE PLACING CONCRETE FOOTING.
- F.2 THE SITE IS CLASSIFIED IN ACCORDANCE WITH GEOTECHNICAL REPORT (refer to sheet 2). WE DISCLOSE THAT WE HAVE NOT VERIFIED THIS REPORT AND THAT WE RELY ON ITS FINDINGS.
- F.3 FOOTING SHALL BE PLACED CENTRALLY UNDER WALLS AND COLUMNS UNLESS OTHERWISE NOTED.
- F.4 ALL WORKMANSHIP & MATERIALS SHALL BE IN ACCORDANCE WITH A.S. 2870
- F.5 THE FOOTING DETAILS SHOWN ARE FOR THE SITE CLASSIFICATION STIPULATED, PDCE CONSULTING ENGINEERS TAKES NO RESPONSIBILITY FOR VARIATIONS WHICH MAY OCCUR DUE TO VARIATIONS IN SITE CONDITIONS.
- F.6 FILL USED IN THE CONSTRUCTION OF A SLAB EXCEPT WHERE THE SLAB IS SUSPENDED SHALL CONSIST OF A CONTROLLED FILL OR ROLLED FILL IN ACCORDANCE WITH A.S. 2870
 A) ROLLED FILL CONSISTS OF MATERIAL COMPACTED IN LAYERS BY REPEATED ROLLING WITH AN EXCAVATOR. ROLLED FILL SHALL NOT EXCEED 600mm COMPACTED IN LAYERS NOT MORE THAN 300mm, FOR SAND MATERIAL OR 400mm COMPACTED IN LAYERS NOT MORE THAN 150mm FOR OTHERS MATERIAL.
 B) CONTROLLED FILL SHALL CONSIST OF WELL GRADED SAND FILL UP TO 800mm DEEP, WELL COMPACTED IN NOT MORE THAN 300mm LAYERS BY VIBRATING PLATE OR VIBRATING ROLLER NON SAND FILL UP TO 400mm DEEP, WELL COMPACTED IN NOT MORE THAN 150 LAYERS BY A MECHANICAL ROLLER, CLAY FILL SHOULD BE MOIST DURING COMPACTION. THE DEPTHS OF FILL GIVEN ABOVE ARE DEPTHS MEASURED AFTER COMPACTION.FOR DEPTHS GREATER THAN THAT GIVEN ABOVE THE FILL SHALL BE SUBJECT TO CONTROL AND TESTING. IF TEST FAILS THEN PIERS ARE REQUIRED. CONTACT THIS OFFICE PRIOR TO FURTHER CONSTRUCTION.
 EDGE BEAMS MAY BE FOUNDED ON CONTROLLED FILL EDGE BEAMS SHALL NOT BE FOUNDED ON ROLLED FILL
- F.7 TOP SOIL CONTAINING GRASS ROOTS OR OTHER ORGANIC MATERIAL SHALL BE REMOVED FROM THE AREA ON WHICH THE SLAB IS TO REST.
- F.8 IF ANY FOOTING IS LOCATED SUCH THAT A LINE DRAWN AT 45 DEGREES FOR CLAY AND 30 DEGREES FOR SAND FROM ITS BASE INTERSECTS A SERVICE TRENCH THEN PIERS ARE REQUIRED AS PER DETAIL BELOW.



CONCRETE WORK:

- C.1 ALL WORKMANSHIP AND MATERIAL SHALL BE IN ACCORDANCE WITH A.S. 3600. & A.S. 2870
- C.2 CONCRETE QUALITY SHALL BE AS TABULATED BELOW U.N.O. AND SHALL BE VERIFIED BY TESTS.

ELEMENT	SLUMP mm	MAX. SIZE AGG. mm	CEMENT TYPE	EXPOSURE CLASSIFIC.	CONCRETE GRADE	COVER mm
SLABS ON GROUND	100	20	A	A1	25N	20 TOP 30 BTM 40 EXTERNAL
FOOTINGS	100	20	A	A1	25N	40
SUSPENDED SLAB	80	20	A	A1	32N	30 TOP 20 BTM 40 EXTERNAL

- C.3 ALL CONCRETE SHALL BE PLACED AND CURED IN ACCORDANCE WITH A.S. 3600. WHERE CURING COMPOUNDS ARE USED IT MUST BE APPLIED AS FOLLOWS:
 A) ONTO SLAB WITHIN 2HRS OF FINISHING OPERATION
 B) ONTO WALLS AND COLUMNS IMMEDIATELY AFTER REMOVAL OF FORMWORK.
- C.4 SIZES OF CONCRETE ELEMENTS DO NOT INCLUDE THICKNESS OF APPLIED FINISHES.
- C.5 CONSTRUCTION JOINTS WHERE NOT SHOWN SHALL BE TO THE APPROVAL OF THE ENGINEER.
- C.6 BEAM DEPTHS ARE WRITTEN FIRST AND INCLUDE SLAB THICKNESS, IF ANY.
- C.7 HORIZONTAL FORMWORK SHALL BE STRIPPED WHEN APPROVED BY THE ENGINEER.
- C.8 UNLESS NOTED OTHERWISE NO ALLOWANCE HAS BEEN MADE FOR STACKED MATERIALS OR MACHINERY ON THE CONCRETE STRUCTURE.
- C.9 NO HOLES OR CHASES OTHER THAN THOSE SHOWN ON THE STRUCTURAL DRAWINGS SHALL BE MADE IN CONCRETE ELEMENTS WITHOUT THE PRIOR APPROVAL OF THE ENGINEER.
- C.10 REINFORCEMENT IS REPRESENTED DIAGRAMMATICALLY, IT IS NOT NECESSARILY SHOWN IN TRUE PROJECTION.
- C.11 SPLICES IN REINFORCEMENT MADE IN POSITIONS OTHER THAN SHOWN SHALL BE TO THE APPROVAL OF THE ENGINEER. WHERE THE LAP LENGTH IS NOT SHOWN IT SHALL BE SUFFICIENT TO DEVELOP THE FULL STRENGTH OF THE REINFORCEMENT.
- C.12 WELDING OF REINFORCEMENT SHALL NOT BE PERMITTED UNLESS SHOWN ON THE STRUCTURAL DRAWINGS.
- C.13 PIPES OR CONDUITS SHALL NOT BE PLACED WITHIN THE CONCRETE COVER TO REINFORCEMENT WITHOUT THE APPROVAL OF THE ENGINEER.
- C.14 ALL REINFORCING BARS SHALL COMPLY WITH A.S. 4671. ALL FABRIC SHALL COMPLY WITH A.S. 4671 AND SHALL BE SUPPLIED IN FLAT SHEETS.
- C.15 REINFORCING SYMBOLS:
 N - DENOTES GRADE D500 HIGH STRENGTH DEFORMED BARS TO A.S. 4671.
 R - DENOTES GRADE R250 HOT ROLLED PLAIN BARS TO A.S. 4671.
 SL - DENOTES HARD-DRAWN WIRE SQUARE REINFORCING FABRIC TO A.S. 4671.
 RL - DENOTES HARD-DRAWN WIRE RECTANGULAR REINFORCING FABRIC TO A.S. 4671.
 THE NUMBER IMMEDIATELY FOLLOWING THESE SYMBOLS IS THE BAR DIAMETER IN MILLIMETRES.
- C.16 FABRIC REINFORCEMENT TO BE LAPPED ONE MESH PLUS 30mm. LAPS IN POSITIONS OF MAXIMUM MOMENT ARE NOT PERMITTED.

- C.17 ALL REINFORCEMENT SHALL BE FIRMLY SUPPORTED ON INSULATED STEEL, PLASTIC OR CONCRETE CHAIRS GENERALLY AT NOT GREATER THAN 800 CENTERS BOTH WAYS. RODS SHALL BE TIED AT ALTERNATE INTERSECTIONS.
- C.18 ALL TENSILE REINFORCEMENT TO BE LAPPED AS SHOWN (u.n.o.):-

REINF. BAR	N12	N16	N20	N24
LAP LENGTH mm	500	600	700	800

DRAINAGE NOTES:

- D.1 ALL WORKMANSHIP & MATERIALS SHALL BE IN ACCORDANCE WITH A.S. 2870
- D.2 DRAINAGE SHALL BE CONSTRUCTED TO AVOID WATER PONDING AGAINST OR NEAR THE FOOTING. THE GROUND IN THE IMMEDIATE VICINITY OF THE PERIMETER FOOTING, INCLUDING THE GROUND UPHILL FROM THE SLAB ON CUT-AND-FILL SITES, SHALL BE GRADED TO FALL 50mm MINIMUM AWAY FROM THE FOOTING OVER A DISTANCE OF 1m. SURFACE OR SUBSURFACE DRAINS SHALL BE USED TO CHANNEL WATER AWAY AND CONNECTED TO STORM WATER SYSTEM. ANY PAVING SHALL ALSO BE SUITABLY SLOPED
- D.3 PLUMBING TRENCHES SHALL BE SLOPED AWAY FROM THE HOUSE AND SHALL BE BACKFILLED WITH CLAY IN THE TOP 300mm WITHIN 1.5m OF THE HOUSE. THE CLAY USED FOR BACKFILLING SHALL BE COMPACTED. WHERE PIPES PASS UNDER THE FOOTING. SYSTEM, THE TRENCH SHALL BE BACKFILLED WITH CLAY OR CONCRETE TO RESTRICT THE INGRESS OF WATER BENEATH THE FOOTING SYSTEM.
- D.4 EXCAVATIONS NEAR THE EDGE OF THE FOOTING SYSTEM SHALL BE BACKFILLED IN SUCH A WAY AS TO PREVENT ACCESS OF WATER TO THE FOUNDATION. FOR EXAMPLE, EXCAVATIONS SHOULD BE BACKFILLED ABOVE OR ADJACENT TO THE FOOTING. WITH MOIST CLAY COMPACTED BY HAND-RODDING OR -TAMPING. POROUS MATERIAL SUCH AS SAND, GRAVEL OR BUILDING RUBBLE SHOULD NOT BE USED.
- D.5 WATER RUN-OFF SHALL BE COLLECTED AND CHANNELLED AWAY FROM THE HOUSE DURING CONSTRUCTION.
- D.6 PENETRATIONS OF THE EDGE BEAMS AND FOOTING BEAMS ARE TO BE AVOIDED, BUT WHERE NECESSARY SHALL BE SLEEVED TO ALLOW FOR MOVEMENT.
- D.7 CONNECTION OF STORMWATER DRAINS AND WASTE DRAINS SHALL INCLUDE FLEXIBLE CONNECTION.

STRUCTURAL STEEL:

- S.1 ALL WORKMANSHIP & MATERIALS SHALL BE IN ACCORDANCE WITH A.S. 4100 EXCEPT WHERE VARIED BY THE CONTRACT DOCUMENTS.
- S.2 UNLESS OTHERWISE NOTED, ALL STEEL SHALL BE IN ACCORDANCE WITH:
 A.S. 3679.1 GRADE 300 FOR ROLLED SECTIONS.
 A.S. 1163 GRADE 350 FOR RHS SECTIONS.
 A.S. 1163 GRADE 350 FOR CHS SECTIONS.
 A.S. 3378 GRADE 350 FOR ALL PLATE.
 A.S. 3679.1 GRADE 350 FOR ALL FLAT
 A.S. 1397 GRADE 450 FOR 1.5, 1.9, 2.4 AND 3.0 BMT OF COLD-FORMED STEEL SECTIONS.
- S.3 UNLESS NOTED OTHERWISE ALL WELDS SHALL BE 6mm CONTINUOUS FILLET WELDS AND ALL GUSSET PLATES SHALL BE 10mm THICK.
- S.4 BUTT WELDS WHERE INDICATED IN THE DRAWINGS ARE TO BE COMPLETE PENETRATION BUTT WELDS AS DEFINED IN A.S. 1554.
- S.5 UNLESS OTHERWISE SHOWN ALL BOLTS SHALL BE 16mm DIA HIGH STRENGTH (H.S.) BOLTS SHALL CONFORM TO A.S. 1252 AND SHALL BE INSTALLED IN ACCORDANCE WITH A.S. 4100 AS DIRECTED BY THE ENGINEER.
- S.6 UNLESS NOTED OTHERWISE ALL BEAMS TO BE SUPPORTED ON BRICKWORK/ENGAGED BRICK PIERS (110mm BRICK BEARING REQUIRED) PLACE INCOMPRESSIBLE PACKING AS REQUIRED UNDER THE ENDS OF THE BEAM TO ENSURE EVEN BEARING ON BRICKWORK.
- S.7 UNLESS NOTED OTHERWISE PROTECTIVE COATINGS FOR STEELWORK SHALL BE AS TABULATED BELOW AND IN ACCORDANCE WITH THE CURRENT EDITION OF THE BSA.

ENVIRONMENT (EXPOSURE CLASSIFICATION AS PER BCA)	GENERAL STRUCTURAL MEMBERS (NOT BUILT INTO MASONRY OR CONCRETE)		LINTELS (BUILT INTO MASONRY OR CONCRETE)
	INTERNAL	EXTERNAL	
VERY LOW	RO		
LOW	RO	R1	R2
MEDIUM	RO	R2	R3
HIGH	R1	R3	R4
VERY HIGH	R1	R4	R5

PROTECTIVE COATING SPECIFICATION TO A.S. 2699.3

mckenzie group
 SUPPORTING DOCUMENTATION FOR BUILDING APPROVAL
 ISSUED UNDER S28 OF THE BUILDING ACT 2004
 LICENCE NUMBER: 2013251
 1a & 10a
 BCA OCCUPANCY CLASS
 N/A
 BCA TYPE OF CONSTRUCTION
 ISSUE DATE: 24/11/2023

PIERRE DRAGH
 CONSULTING ENGINEERS

OFFICE:
 16 VICTORIA STREET, HALL, ACT, 2618

PH : 0438 625 440 Web: www.pdcengineers.com.au
 FAX : (02) 6230 9695 email : pdragh@blgpond.com

PROJECT
 BLOCK 14 SECTION 55
 11 DRUMMOND ROW (FOOTING) A

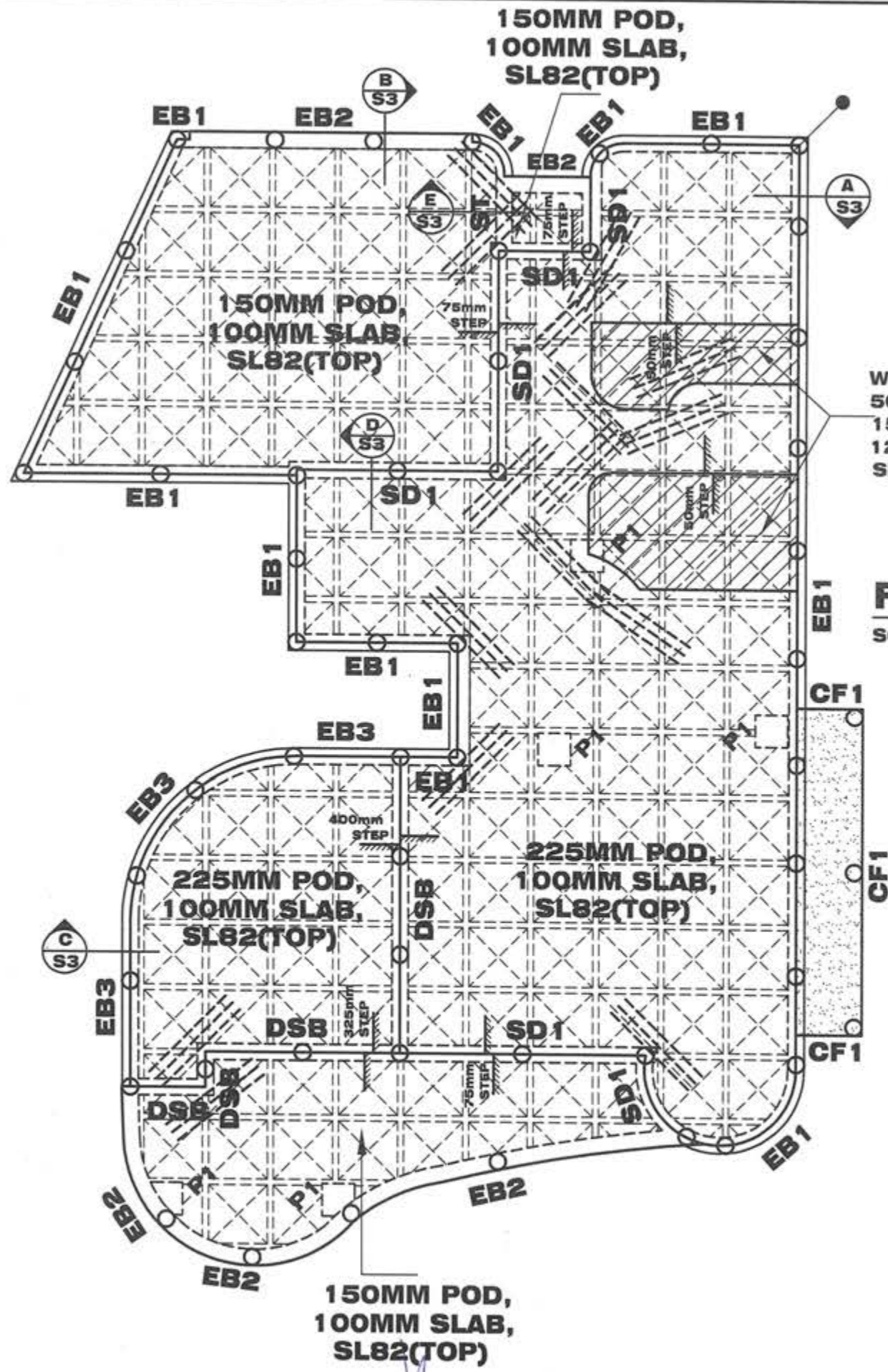
DRAWING
 GENERAL NOTES

Job No.	Rev.
SCALE: 1:100	DATE: 20/04/23
DESIGNED:	Dwg No.
DRAWN: AZHAR	S1
CHECKED: PD	

SLAB DESIGN SUMMARY

BOX HEIGHT (mm)	225 / 150 / 150
SLAB THICKNESS (mm)	100 / 125
OVERALL DEPTH (mm)	325 / 250 / 275
BOX SIZE (mm)	1090 X 1090
SLAB REINFORCEMENT	SL82
110mm INTERNAL RIB REINFORCEMENT	1N12 BTM OR EQUIVALENT
300 INTERNAL BEAM REINFORCEMENT	3N12 BTM OR EQUIVALENT
300mm EXTERNAL EDGE BEAM REINFORCEMENT	3N12 BTM OR EQUIVALENT

mckenzie group
 SUPPORTING DOCUMENTATION FOR BUILDING APPROVAL
 ISSUED UNDER S28 OF THE BUILDING ACT 2004
 LICENCE NUMBER: 2013251
 1a & 10a
 BCA OCCUPANCY CLASS
 N/A
 BCA TYPE OF CONSTRUCTION
 ISSUE DATE: 24/11/2023
 CERTIFIER'S SIGNATURE
 ACN 093 211 995



WET AREAS:
 50mm SLAB SETDOWN,
 150mm POD,
 125mm SLAB,
 SL82(TOP)

FOOTING & SLAB LAYOUT
 SCALE = 1 : 100

WAFFLE SLAB PLAN

"M" CLASS

LEGEND

- 1 STANDARD 1090X1090 POD
- CRACK CONTROL BARS : 3N12 OR 3L11TM , 2000mm LONG TIED TO TOP OF SLAB MESH
- Ø300mm DIA CONCRETE PIER TO MIN 1000mm DEEP.
- DENOTES STARTING POINT FOR POD LAYOUT.
- P1 : 600X600 CUT-OFF IN POD UNDER STEEL COLUMNS

REVISION DETAILS			
NO.	DESCRIPTION	DATE	NAME

PIERRE DRAGH
 CONSULTING ENGINEERS

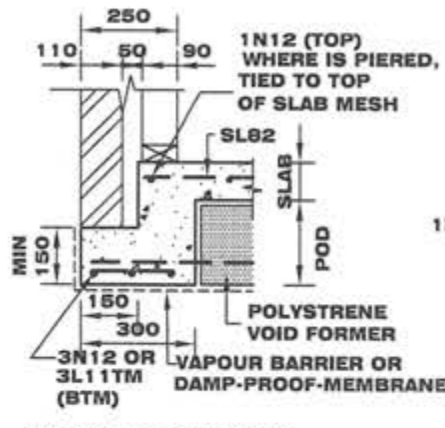
OFFICE:
 16 VICTORIA STREET, HALL, ACT, 2618

PH : 0438 625 440 Web: www.pdcengineers.com.au
 FAX : (02) 6230 9695 email : pdragh@bigpond.com

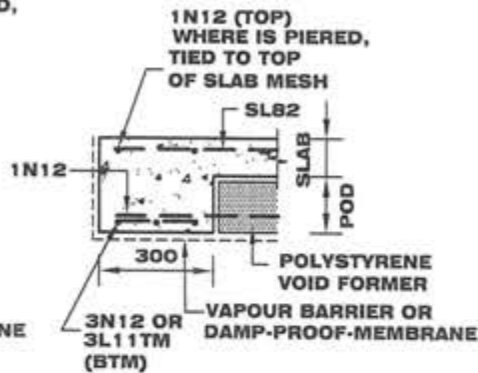
PROJECT
 BLOCK 14 SECTION 55
 11 DRUMMOND ROW (FOOTING) A

DRAWING
 FOOTING & SLAB LAYOUT

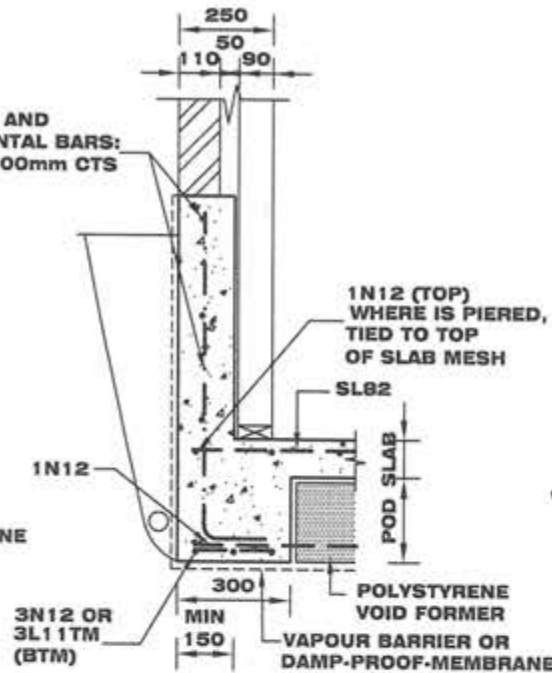
Job No.	Rev.
SCALE: 1:100	DATE: 20/04/23
DESIGNED:	Dwg No. S2
DRAWN: AZHAR	
CHECKED: PD	



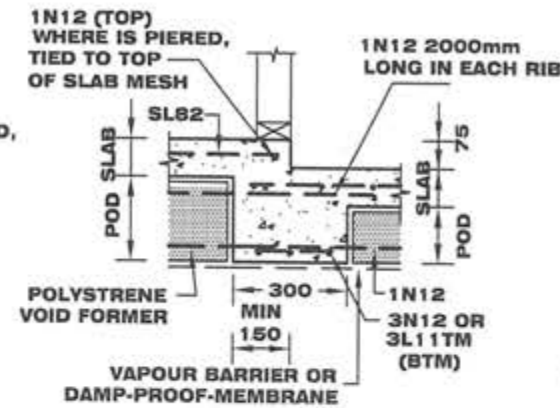
BEARING ONTO NATURAL STRATA OR PIERS(SEE NOTES)
STANDARD EDGE BEAM EB1 SECTION A
SCALE = 1:20



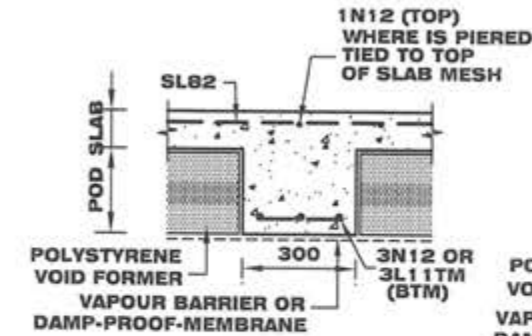
BEARING ONTO NATURAL STRATA OR PIERS(SEE NOTES)
STANDARD EDGE BEAM EB2 SECTION B
SCALE = 1:20



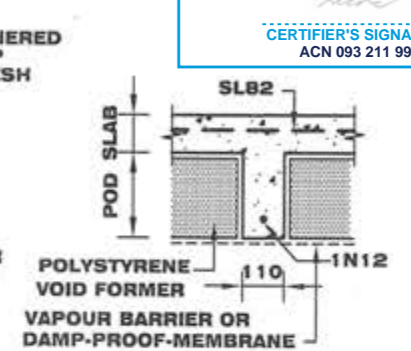
BEARING ONTO NATURAL STRATA OR PIERS(SEE NOTES)
STANDARD EDGE BEAM EB3 SECTION C
SCALE = 1:20



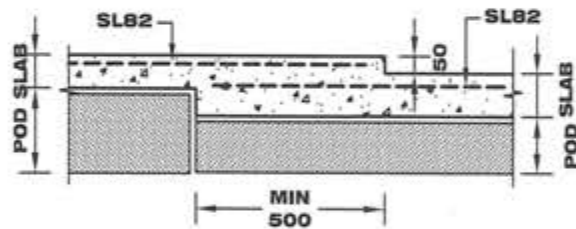
BEARING ONTO NATURAL STRATA OR PIERS(SEE NOTES)
75mm STEPDOWN BEAM SD1 SECTION D
SCALE = 1:20



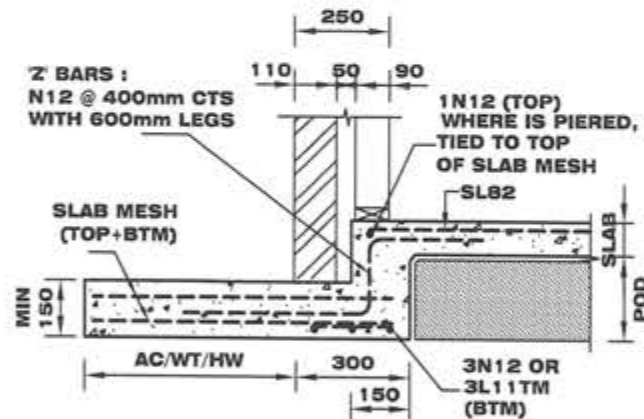
BEARING ONTO NATURAL STRATA OR PIERS(SEE NOTES)
STANDARD SLAB THICKENING ST SECTION E
SCALE = 1:20



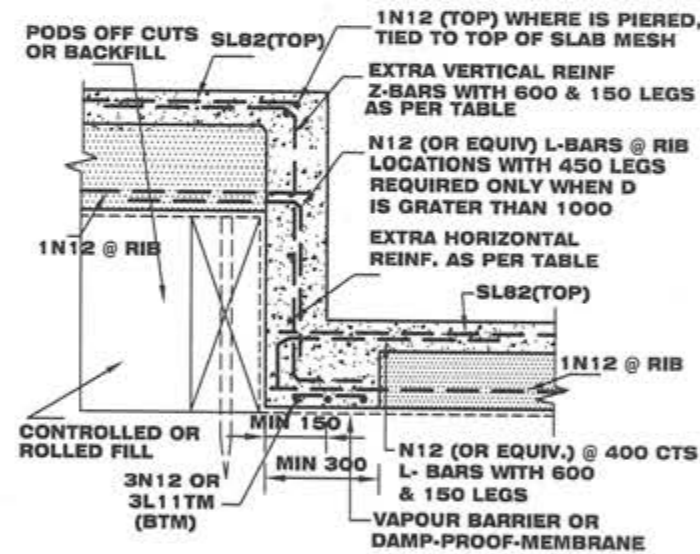
STANDARD INTERNAL RIB (GARAGE SIMILAR) SECTION F
SCALE = 1:20



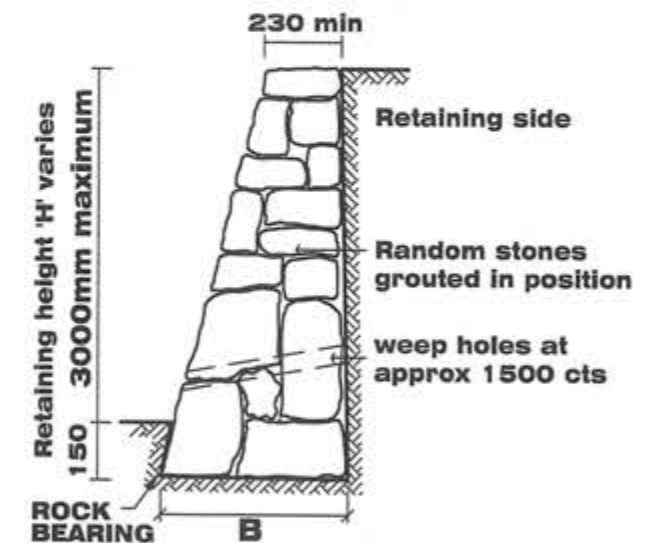
WET AREAS 50mm SLAB SETDOWN TYPICAL DETAIL
SCALE = 1:20



CF1 TYPICAL CANTILEVERED SECTION F
SCALE = 1:20



BEARING ONTO NATURAL STRATA OR PIERS(SEE NOTES)
DSB DEEP STEP BEAM (1800 MAX) SECTION G
SCALE = 1:20



B: For wall retaining fill = 'H' x 0.45
SRW TYPICAL STONE RETAINING WALL SECTION H
SCALE = 1:20

EXTRA REINFORCEMENT TO DEEP EDGE & DEEP STEP BEAM		
DEPTH 'D'	EXTRA VERTICAL REINFORCEMENT	EXTRA HORIZONTAL REINFORCEMENT
'D' IS LESS THAN 300	NONE	NONE
'D' IS BETWEEN 301 & 900	N12 @400CTS	N12 @400CTS
'D' IS BETWEEN 901 & 1200	N12 @300CTS	N12 @400CTS
'D' IS BETWEEN 1201 & 1800	N12 @200CTS	N12 @300CTS

REVISION DETAILS			
NO.	DESCRIPTION	DATE	NAME

PIERRE DRAGH CONSULTING ENGINEERS
OFFICE: 16 VICTORIA STREET, HALL, ACT, 2618

PH: 0438 625 440 Web: www.pdcengineers.com.au
FAX: (02) 6230 9695 email: pdragh@bigpond.com

PROJECT: BLOCK 14 SECTION 55
11 DRUMMOND ROW (FOOTING) A
CLIENT:

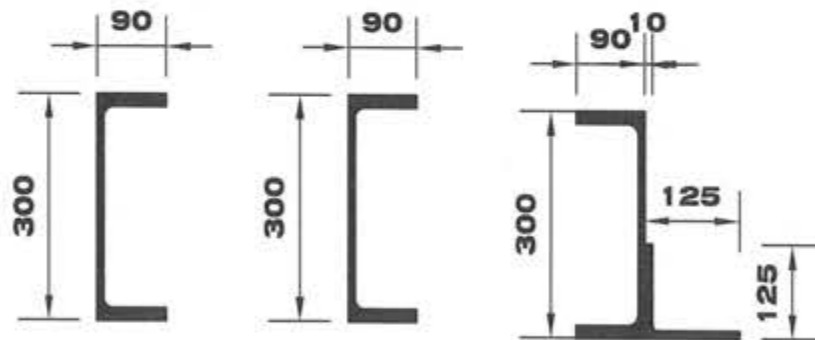
DRAWING: FOOTING & SLAB DETAILS

Job No. Rev.
SCALE: DATE: 1:100 20/04/23
DESIGNED: Dwg No.
DRAWN: AZHAR **S3**
CHECKED: PD

NOTE: ALL BEAMS CURVED TO SUIT ARCHITECTURAL PLANS WHERE REQUIRED

MEMBER SCHEDULE

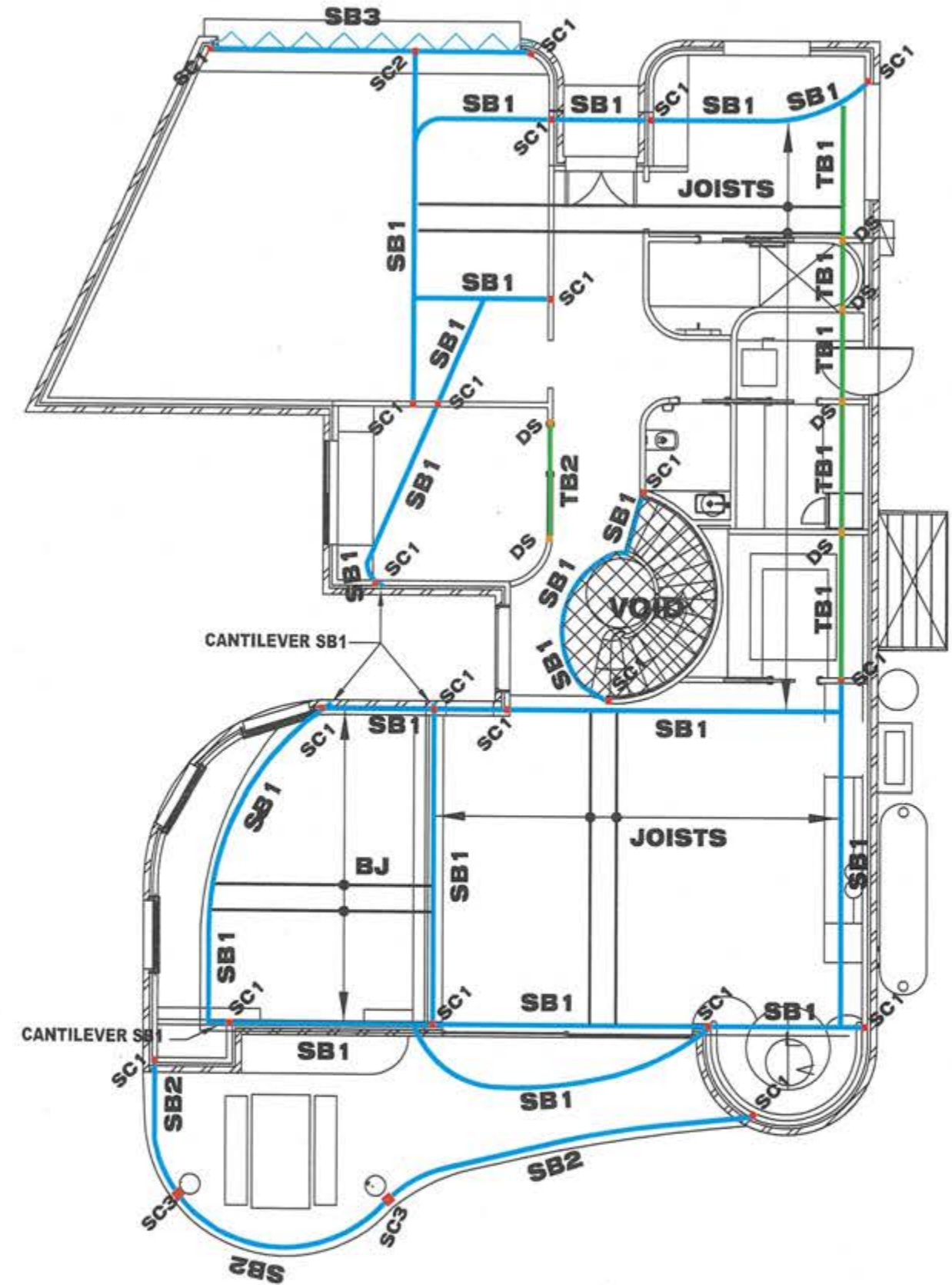
MARK	SIZE	REMARKS
SB1	300 PFC FLOOR BEAM	
SB2	300 PFC ROOF BEAM	
SB3	300 PFC LINTEL +  125X125X10 EA	
TB1	2X300X45 LVL FLOOR BEAM	
TB2	2X200X45 LVL LINTEL	
SC1	89X89X5 SHS	-
SC2	89X89X5 SHS STUB COLUMN BETWEEN STEEM BEAMS	
SC3	150X150X6 CHS	-
JOISTS	JOISTS TO MANU. SPEC.	
BJ	BALCONY JOISTS H3 MGP12 290X45 @ 450mm CTS	
DS	2X90X45 MGP10	DOUBLE STUD



BEAM SB1
300 PFC
SCALE 1:10

BEAM SB2
300 PFC
SCALE 1:10

BEAM SB3
300 PFC + 125X125X10 EA
SCALE 1:10



BEAM & JOIST LAYOUT
SCALE = 1 : 100

REVISION DETAILS			
NO.	DESCRIPTION	DATE	NAME

PIERRE DRAGH
CONSULTING ENGINEERS

OFFICE:
16 VICTORIA STREET, HALL, ACT, 2618

PH: 0438 625 440 Web: www.pdcengineers.com.au
 FAX: (02) 6230 9695 email: pdragh@bigpond.com

PROJECT
BLOCK 14 SECTION 55
11 DRUMMOND ROW (FOOTING) A

DRAWING
BEAM & JOISTS LAYOUT

Job No.	Rev.
SCALE: 1:100	DATE: 20/04/23
DESIGNED:	Dwg No. S4
DRAWN: AZHAR	
CHECKED: PD	

REV	AMENDMENT	DATE
REV01-ARCH	CONCEPT 1 PSP	09/03/2022
REV02-ARCH	FSP CONCEPT	11/04/2022
REV03-ARCH	FSP REV02	28/06/2022
REV04-ARCH	MARK UPFS	03/08/2022
REV05-ARCH	FRONT FACADE CHANGES	08/08/2022
REV06-ARCH	ADDING WALL THICKNESS	20/08/2022
REV07-ARCH	PANTRY/ STAIR / ALFRESCO CHANGES	22/08/2022
REV08-ARCH	FOR CONSTRUCTION/ DA	17/10/2022
REV10-INT	FSP_INTERIORS	13/01/2023
REV03-INT	FSP_INTERIORS	13/02/2023
REV05-INT	FSP_INTERIORS	22/02/2023
REV04-INT	CP_REVIEW PRIOR TO FINAL	24/03/2023
REV05-INT	CP_REVIEW PRIOR TO FINAL	22/06/2023
REV06-INT	CP_REVIEW PRIOR TO FINAL	29/08/2023
REV07-INT	CP_FOR CONSTRUCTION	14/07/2023
REV08-ARCH	CP_FOR CONSTRUCTION	14/07/2023
REV10-ARCH	CP_FOR CONSTRUCTION	14/08/2023
REV11-ARCH	CP_FOR CONSTRUCTION (CHANGED LEVELS FOR IN)	14/09/2023
REV12-ARCH	CP_FOR CONSTRUCTION	21/09/2023
REV13-ARCH	CP_7A TABLE ADDED	31/10/2023

GENERAL NOTES
THE BUILDER SHALL VERIFY ALL DIMENSIONS ON SITE BEFORE COMMENCING ANY WORK OR SHOP DRAWINGS. FIGURED DIMENSIONS SHALL TAKE PRECEDENCE OVER SCALED DIMENSIONS, ANY DISCREPANCIES ARE TO BE REFERRED TO THE DESIGNER IMMEDIATELY. THE DESIGN & DETAILS SHOWN ON THIS DRAWINGS ARE COPYRIGHT © AND REMAIN THE PROPERTY OF MCSHANE STUDIO. ALL WORK SHALL BE CARRIED OUT IN ACCORDANCE WITH THE BUILDING CODE OF AUSTRALIA AND ALL RELEVANT AUSTRALIAN STANDARDS & LOCAL AUTHORITIES' REGULATIONS. THIS DRAWING REMAINS COPYRIGHT © MCSHANE STUDIO PTY LTD. USE NOTED DIMENSIONS ONLY. DO NOT SCALE OFF DRAWINGS, NOT TO BE USED FOR CONSTRUCTION UNLESS NOTED FOR CONSTRUCTION. LEVELS SHOWN ARE INDICATIVE AND SUBJECT TO FINAL CONFIRMATION ON SITE PRIOR TO CONSTRUCTION.

GENERAL NOTES
NCC 2022

ALL WINDOWS AS PER EER
WATER HEATER TO HOT WATER SUPPLY SYSTEM TO COMPLY WITH CLAUSE 3.12.5.6 OF THE BCA.

LIGHTING TO COMPLY WITH CLAUSE 3.12.5.5 OF THE BCA.

WET AREAS TO COMPLY WITH ALL RELEVANT CLAUSES OF THE BCA.

BRICK PIERS TO COMPLY WITH BCA AND AS4773.

STAIR NOSING STRIP SLIP RESISTANCE CLASSIFICATION - INDOORS P3 AND OUTDOORS P4.

LICENSED PLUMBER TO SUBMIT WORKS EXECUTED PLAN.

LICENSED ELECTRICIAN TO SUBMIT CES FORM.

SMOKE ALARMS TO BE INSTALLED IN ACCORDANCE WITH THE BCA PART3.7.2 AND AS3786

TILES AND FLASHINGS TO BE INSTALLED IN ACCORDANCE WITH MANUFACTURERS SPECIFICATIONS.

ALL WALLS WITHIN 900MM OF BOUNDARY TO HAVE A FRL OF 60/60/60

COLORBOND ROOF AS SELECTED. PREFABRICATED ROOF TRUSSES AT 600CTRS MAX. LINTELS SIZES ARE PER TRUSS MANUFACTURERS CHARTS.

INSULATION AS PER EER

55MM FOIL BACKED BLANKET TO ROOFING IRON.

ALL WALLS TO BE AS PER MANUFACTURER'S SPECIFICATIONS
ALL INSULATION AS PER EER

WEATHER STRIPS TO EXTERNAL DOORS
90X35MM PINE PLATES & NOGGINGS

90X35MM PINE STUDS AT 450CTRS TO LOAD BEARING WALLS AND 600CTRS TO NON-LOAD BEARING WALLS.

PLASTERBOARD INTERNAL WALLS AND CEILING LINING. GYROCK SOUNDCHECK FCL ON GROUND FLOOR.

CEMENT SHEET LINING TO WET AREAS. WINDOW POSITIONS TO BE AS PER PLAN

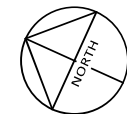


Table 7a. Tree sizes and associated planting requirements

Tree size	Mature height	Minimum canopy diameter***	Minimum soil surface area dimension	Minimum pot size (litres)*	Minimum soil volume
Small Tree	5-8m	4m	3m	45**	18m ³
Medium Tree	8-12m	6m	5m	75**	42m ³
Large Tree	>12m	8m	7m	75**	35m ³

Notes:

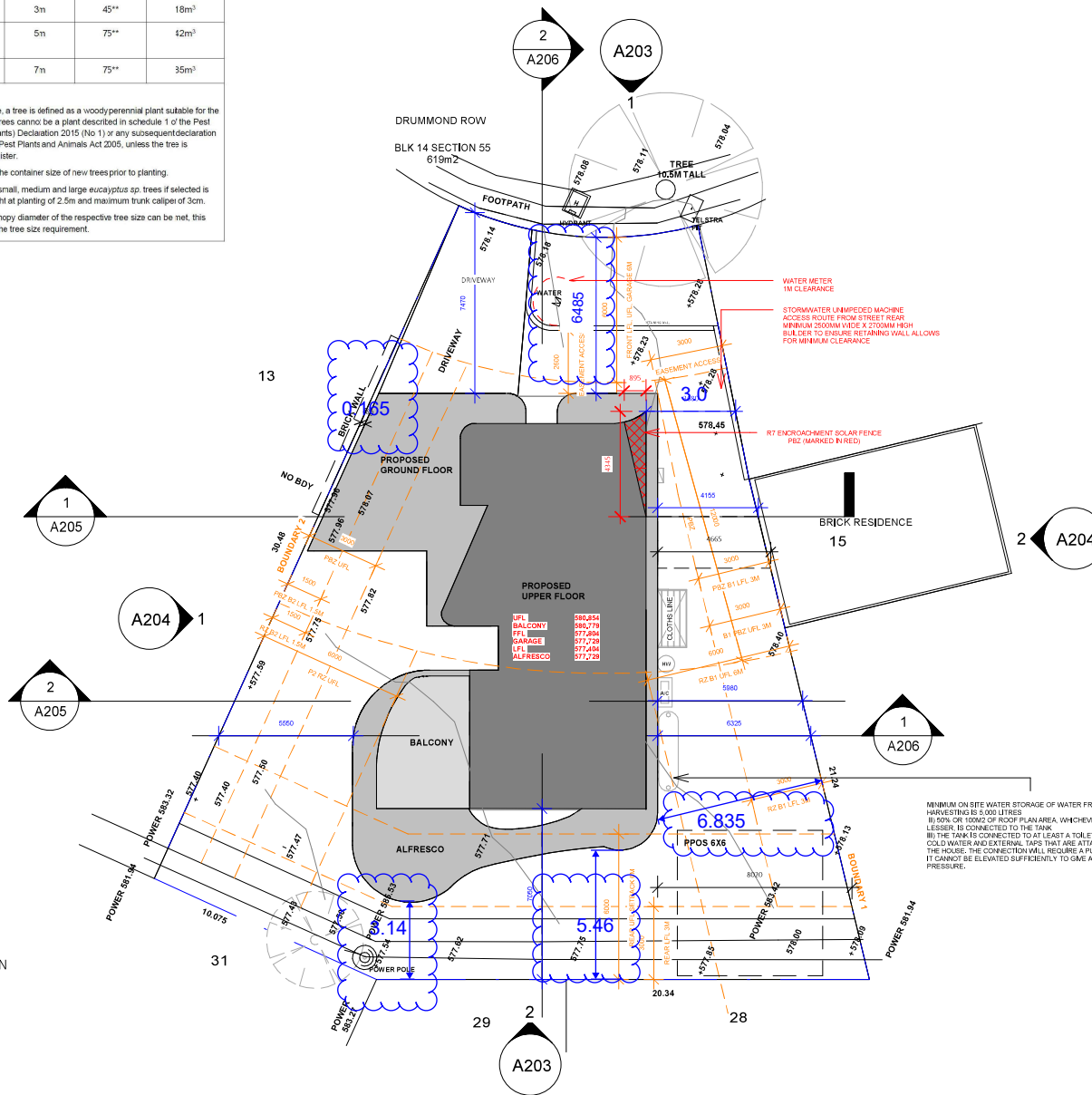
For the purposes of this table, a tree is defined as a woody perennial plant suitable for the Canberra climate. Any new trees cannot be a plant described in schedule 1 of the Pest Plants and Animals (Pest Plants) Declaration 2015 (No 1) or any subsequent declaration made under section 7 of the Pest Plants and Animals Act 2005, unless the tree is included on the ACT tree register.

*Minimum pot size refers to the container size of new trees prior to planting.

**The maximum pot size for small, medium and large eucalyptus sp. trees if selected is 45 litres, with maximum height at planting of 2.5m and maximum trunk caliper of 3cm.

***Provided the minimum canopy diameter of the respective tree size can be met, this can be counted as meeting the tree size requirement.

1 PROPOSED SITE PLAN
1 : 200



ABBREVIATIONS

- PIPES**
- AC AIRCONDITIONING
 - AD AERIAL DRAINAGE
 - BT BUCKET TRAP
 - CV CONTROL VALVE
 - CW COLD WATER
 - HW HOT WATER
 - HWF HOT WATER FLOW
 - HWR HOT WATER RETURN
 - DNWPIPE DOWNPIPE
 - FHR FIRE HOSE REEL
 - FHR FIRE HOSE REEL
 - FW FLOOR WASTE
 - GL GROUND LEVEL
 - GT GULLY TRAP
 - HSCP HOSECOCK ON POST WITH GALVANIZED RISER
 - HER HIGH END RISER
 - HDP HIGH DENSITY POLYETHYLENE
 - IMF INDUCT PIPE MICA FLAP
 - IO INSPECTION OPENING
 - IR INTERMEDIATE RISER
 - ORG OVERFLOW RELIEF GULLY
 - RCP REINFORCED CONCRETE PIPE
 - RSV RECESSED STOP VALVE
 - RRJ RUBBER RING JOINTED
 - RV RELIEF VALVE
 - SP SEWER INSPECTION PIT
 - SS SOIL STACK
 - SV STOP VALVE
 - SVP STACK VENT PIPE
 - SWJ SOLVENT WELD JOINTED
 - SO SUBSOIL OUTLET
 - TD TUNDISH
 - TPR TEMPERATURE PRESSURE RELIEF VALVE
 - TW TRADE WASTE
 - VP VENT PIPE
 - WS WASTE STACK
 - WW WARM WATER
 - WT TREATED WATER

- FIXTURES**
- BSK BAR SINK
 - BSN BASIN
 - BTH BATH
 - BWU BOILING WATER UNIT
 - CS CLEANER SINK
 - DSK DOUBLE BOWL SINK
 - DT DRINK TROUGH
 - DW DISHWASHER
 - GA GREASE ARRESTOR
 - GM GLASS WASHER
 - HWU HOT WATER UNIT
 - FC FUME CUPBOARD
 - LS LABORATORY SINK
 - SHR SHOWER
 - SK SINK
 - URNL URINAL
 - WC WATER CLOSET
 - WM WASHING MACHINE
 - WT WASH TROUGH

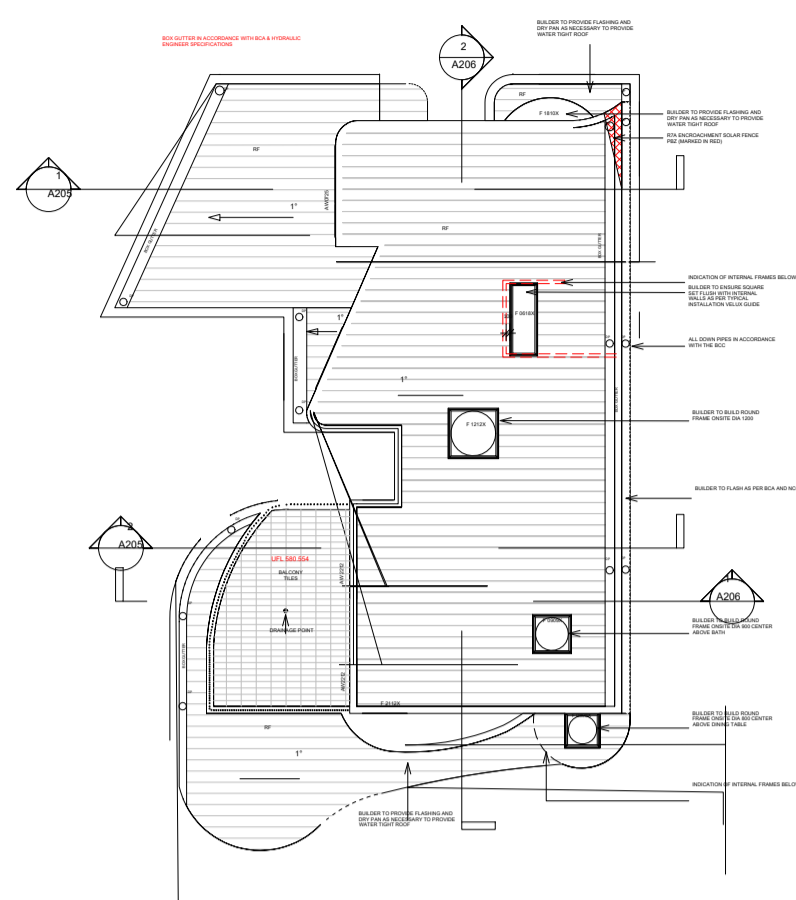
- GENERAL**
- KW KILOWATT
 - L LITRES
 - L/S LITRES PER SECOND
 - HD HEAVY DUTY
 - LD LIGHT DUTY
 - MJ METAL JOULES
 - M/HEAD METRES/HEAD
 - U.A.D. UNLESS NOTED OTHERWISE
 - WBS WATER BOARD SEWER

- LEVEL**
- FFL FINISH FLOOR LEVEL
 - FSL FINISH SURFACE LEVEL
 - IL INVERT LEVEL
 - RL REDUCED LEVEL
 - H/L HIGH LEVEL
 - L/L LOW LEVEL
 - F/A FROM ABOVE
 - F/B FROM BELOW
 - T/A TO ABOVE
 - T/B TO BELOW

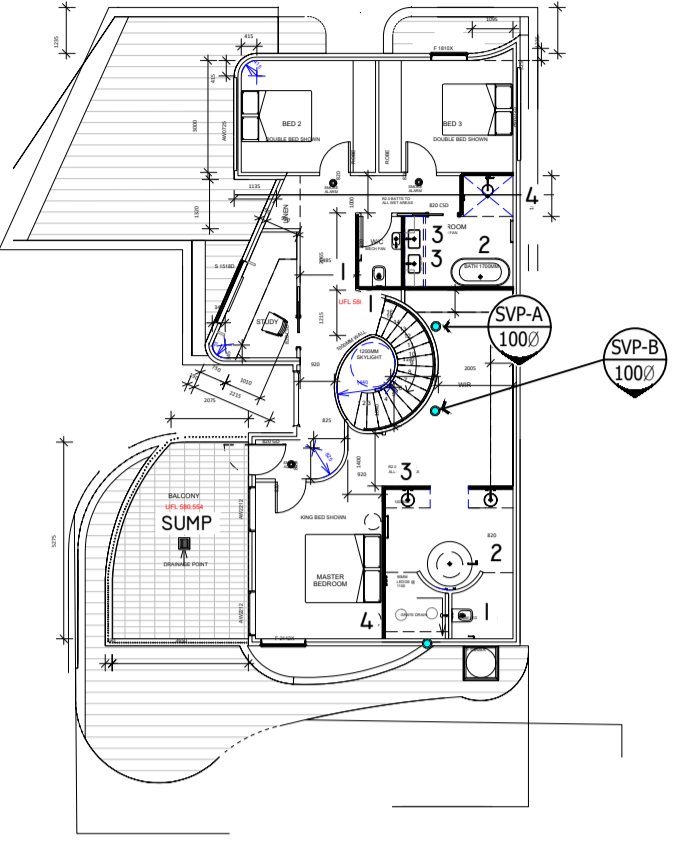
- MATERIAL**
- BR BRASS
 - CI CAST IRON
 - CU COPPER
 - FRFC FIBRE REINFORCED CEMENT
 - GI GALVANIZED IRON
 - GMS GALVANIZED MILD STEEL
 - HDPE HIGH DENSITY POLYETHYLENE
 - RC REINFORCED CONCRETE
 - S/S STAINLESS STEEL
 - UPVC UNPLASTICISED POLYVINYLCHLORIDE
 - VCP VITRIFIED CLAY PIPE
 - VT VULCATHENE

- SYMBOLS LEGEND**
- S.V.P SOIL VENT PIPE
 - DOWNPIPE
 - FLOORWASTE
 - CLEAROUT
 - INSPECTION OPENING
 - I.S INSPECTION SHAFT
 - STOPVALVE
 - O.R.G OVERFLOW RELIEF GULLY
 - COLD WATER DROPPER
 - HOT WATER DROPPER
 - WARM WATER DROPPER
 - SUMP REFER AS3500.3.2 TABLE 8.2
 - WATER METER

- LEGEND LINETYPES WHERE APPLICABLE**
- NEW 100Ø UPVC SANITARY LINE, UNLESS NOTED
 - NEW 100Ø STORMWATER SERVICE, UNLESS NOTED
 - EXISTING SANITARY SERVICE
 - PROPOSED CHARGED STORMWATER
 - PUMPED/SUCTION LINE
 - EXISTING STORMWATER SERVICE
 - EXISTING DOMESTIC COLD WATER
 - EXISTING FIRE SERVICE LINE
 - EXISTING 100Ø HDPE GREASE LINE
 - PROPOSED 100Ø HDPE LINE
 - PROPOSED WATER SERVICE (COLD WATER)
 - SEWER MAIN
 - STORMWATER MAIN



ROOF PLAN LEVEL



FIRST FLOOR LEVEL

PLAN OF HYDRAULIC SERVICES

OWNER **ELLIOTT HARDY HOMES** BLOCK 14 SECTIONS 5 & 6 YARRALUMLA

REFERENCES

O.R.G	OVERFLOW RELIEF GULLY	D.T	DISCONNECTOR TRAP	T.D.	TUNDISH	S.T	SILT TRAP	H.C	HOSECOCK
S.V.P	SOIL VENT PIPE	I.O	INSPECTION OPENING	G.T	GULLY TRAP	B.T	BUCKET TRAP	E.V.	EDUCT VENT
U.P.V.C	UNPLASTICISED POLYVINYLCHLORIDE	E.J	EXPANSION JOINT	V.P.	VENT PIPE	VJU	VERTICAL JUMP UP	F.G.L	FINISHED GROUND LEVEL
CHLORIDE		I.S	INSPECTION SHAFT	F.W.	FLOOR WASTE	S.V	STOPVALVE	A.A.V	AIR ADMITTANCE VALVE

ALL WORK TO BE IN ACCORDANCE WITH THE SEWERAGE AND WATER SUPPLY REGULATIONS. THIS PLAN TO BE READ IN CONJUNCTION WITH APPROVED ARCHITECTURAL PLANS. THIS PLAN HAS BEEN DESIGNED IN ACCORDANCE WITH A.S 3500, NATIONAL PLUMBING AND DRAINAGE CODE. ORG TO BE A HEIGHT OF 150mm BELOW LOWEST FIXTURE TO BE DRAINED & A MINIMUM 75mm ABOVE F.G.L.(50mm IN PAVED AREAS, GRADED FROM O.R.G.)

FIXTURES	NUMBER OF FIXTURES	FIXTURE UNITS	LOADING UNITS	TOTAL SANITARY FIXTURE UNITS	TOTAL WATER LOADING UNITS
(1) WATER CLOSET	4	4	2	16	8
(2) BATH	2	4	8	8	16
(3) BASIN	6	1	1	6	6
(4) SHOWER	3	2	4	6	12
(5) SINK	2	3	3	6	6
(6) LAUNDRY TUB	1	3	3	3	3
(7) URINAL	0	1	2	0	0
(8) CLEANERS SINK	0	1	3	0	0
(9) BIDET	0	1	3	0	0
(10) DISHWASHER TD	0	3	3	0	0
(12) WASH MACHINE TD	0	3	3	0	0
(13) COOKING OVEN TD	0	3	3	0	0
(14) GLASS WASHER TD	0	3	3	0	0
(15) ICE MAKER TD	0	3	3	0	0
TOTAL	18			47	51

SUBSOIL DRAINAGE SYSTEM:
 DETAILED DESIGN OF SUBSOIL DRAINAGE SYSTEMS ARE COMPLEX AND DEPENDENT ON PARTICULAR SITE OR SOIL CONDITIONS. SUCH SYSTEMS SHOULD BE UNDERTAKEN WITH ADVICE FROM A SUITABLY QUALIFIED COMPETENT PERSON. SUCH AS A PROFESSIONAL ENGINEER SPECIALISING IN GEOTECHNICAL ENGINEERING.
 SUB SOIL DRAINS AND OR WATERPROOFING DEVICE IN COMPLIANCE WITH RELEVANT CODES/AS/BCA. CONNECT TO STORMWATER SYSTEM. DRAINAGE TO PREVENT SURFACE WATER ENTRY AS PER NCC VOL 2, PART 3.1.2/AS 4654.2-2012. LIAISE WITH STRUCTURAL AND OR GEOTECHNICAL ENGINEER AND PROPRIETARY WATER PROOFING SYSTEM SPECIFICATIONS TO CONFIRM POSITION AND TYPE OF SUB-SOIL DRAINAGE SYSTEM. WET SEALING & WATER PROOFING BY SPECIALIST SUPPLIER SPECIFICATIONS.

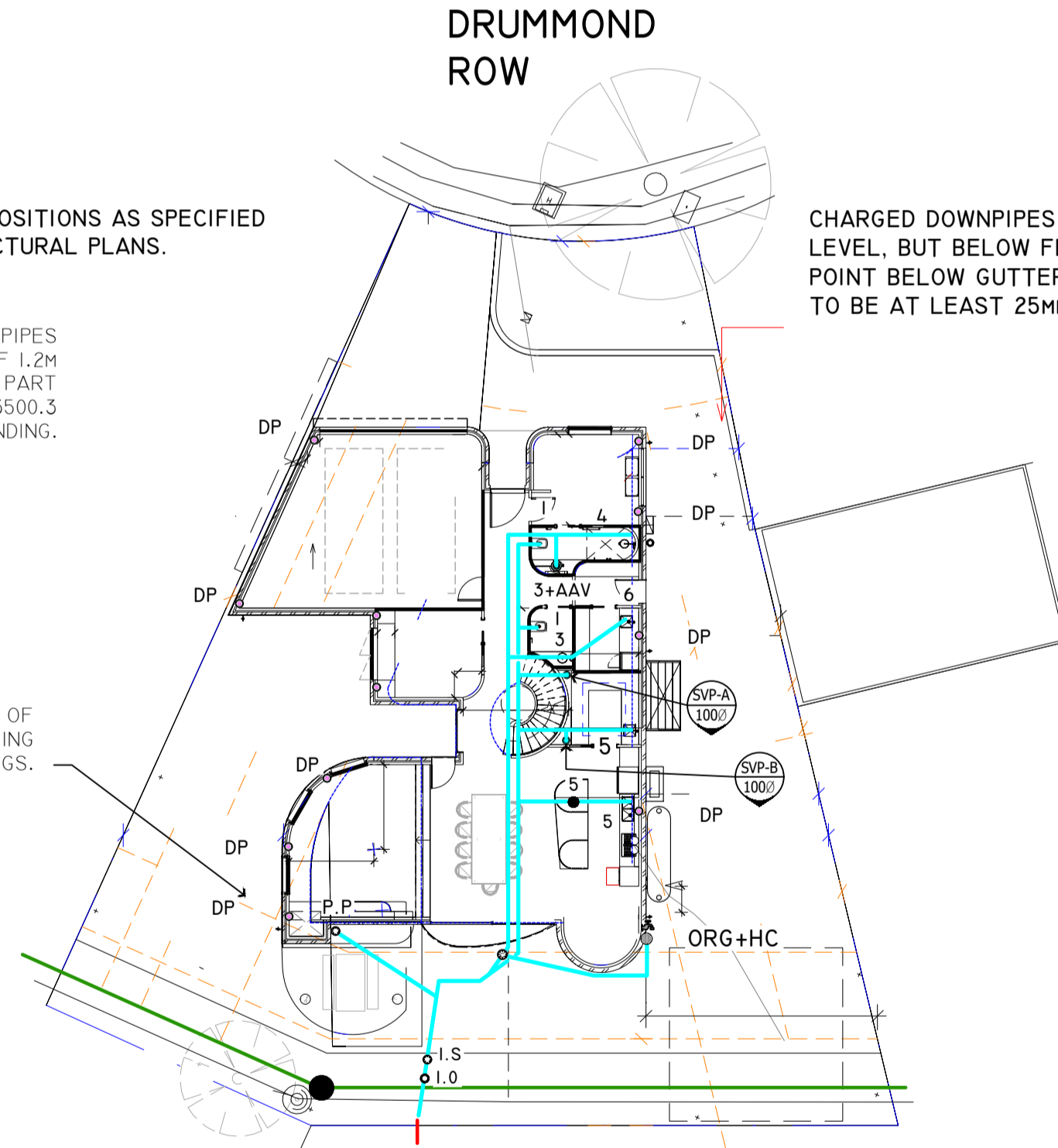
HOSECOCK POSITIONS AS SPECIFIED BY ARCHITECTURAL PLANS.

DOWNPIPE NOTE.
 DOWNPIPE POSITIONS AS SPECIFIED BY ARCHITECTURAL PLANS. DOWNPIPES ARE TO SERVE A MAXIMUM OF 12M OF GUTTERING & BE A MAXIMUM OF 1.2M FROM VALLEY GUTTERS. IN ACCORDANCE WITH NCC 2019 VOLUME 2 PART 3.5.2.5 FOR EAVES GUTTERS, & BOX GUTTERS IN ACCORDANCE WITH AS3500.3 & AS3500.5. GROUND TO BE GRADED AWAY FROM BUILDING TO AVOID PONDING.

CHARGED DOWNPIPES TO BE WATER TIGHT TO ABOVE TANK FLOOD LEVEL, BUT BELOW FLOOD LEVEL OF GUTTER. PROVIDE OVERFLOW POINT BELOW GUTTER WITH RAIN WATER HEAD (RWH). TOP OF RWH TO BE AT LEAST 25MM BELOW GUTTER.

STORMWATER TIE NOTE
 POSITION OF EXISTING STORMWATER TIE UNKNOWN AT TIME OF DRAFTING. PLEASE CONFIRM POSITION ON SITE PRIOR TO COMMENCING WORKS. SW DRAINS TO BE NOTATED AT THE WAE STAGE DRAWINGS.

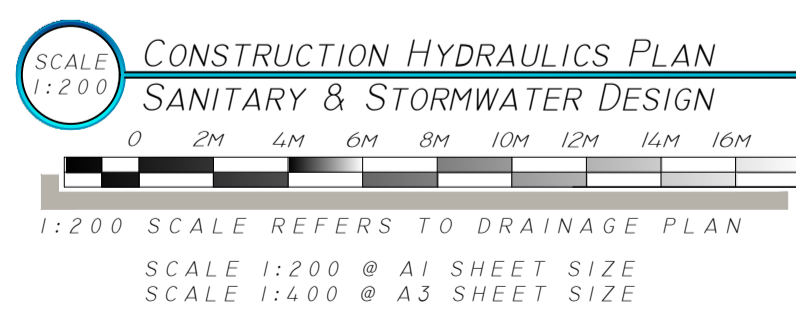
STORMWATER TIE NOTE
 POSITION OF EXISTING STORMWATER TIE UNKNOWN AT TIME OF DRAFTING. PLEASE CONFIRM POSITION ON SITE PRIOR TO COMMENCING WORKS. SW DRAINS TO BE NOTATED AT THE WAE STAGE DRAWINGS.



DRAWING STATUS
WORK AS EXECUTED



SERVICE TIE/EXISTING HYDRAULICS
 DO NOT SCALE. USE WRITTEN DIMENSIONS
 PLEASE NOTE: ON THE TIE IMAGE, RED LINES INDICATE SEWERAGE, GREEN LINES INDICATE STORMWATER AND BLUE LINES INDICATE WATER SUPPLY.



No.	REVISION	DATE	CHECKED
1			
2			
3			

NOTE: PROVIDE 100 DIAMETER PIPE TO THE FIRST JUNCTION AND UNDER BUILDINGS UNLESS NOTED OTHERWISE. PROPOSED SOIL DRAINS TO BE LAID SHOWN IN BLUE LINES. DRAINS DELETED SHOWN BY RED 'X'. EXISTING DRAINS SHOWN IN GREEN LINES. PROVIDE INSPECTION OPENINGS ON EACH WC BRANCH AT INTERVALS OF NOT MORE THAN 30M SPACED EQUIDISTANT IMMEDIATELY UP & DOWNSTREAM OF ALL JUMP UPS. VITRIFIED CLAY PIPES TO BE IN ACCORDANCE WITH AS3502 & AS 4100. UNPLASTICISED POLYVINYLCHLORIDE TO BE IN ACCORDANCE WITH AS1560. PROVIDE FIRE STOP COLLARS TO ALL UPVC PENETRATIONS OF FIRE RATED FLOORS AND WALLS. THIS BASE DRAINAGE PLAN REMAINS THE PROPERTY OF THE ARCHITECTURAL DESIGN STUDIO & IS NOT TO BE COPIED WITHOUT THE EXPRESS WRITTEN PERMISSION OF ANTHONY BURR. WHILEST EVERY PRECAUTION IS TAKEN TO ENSURE THE ACCURACY OF THE NOTES &/OR DRAWINGS NO RESPONSIBILITY &/OR LIABILITY WILL BE ACCEPTED FOR ANY ERRORS &/OR OMISSIONS IN THE TEXT &/OR DRAWINGS. IT IS THE CONTRACTORS RESPONSIBILITY TO ESTABLISH THE LOCATION OF ALL EXISTING SERVICES & THE SUITABILITY OF THE DESIGN PRIOR TO COMMENCING CONSTRUCTION. CHECK POSITION OF THE PRIOR TO COMMENCING CONSTRUCTION. INSPECTION SHAFT TO BE LOCATED AT THE PROPERTY BOUNDARY IS TO BE RAISED TO GROUND LEVEL.



Drawn: **Anthony Burr**
 Design: **Anthony Burr**
 Checked: **Anthony Burr**
 Verified: **Anthony Burr**



Reference Number: **2023-25555**
 Project Number: **2023-25555**
 Sheet 1 of 1

Energy Efficiency Rating



UNDERSTANDING YOUR ENERGY EFFICIENCY RATING (EER)

An energy efficiency rating (EER) is a rating used to identify the energy efficiency of homes in the ACT.

The Civil Law (Sale of Residential Property) Act 2003 requires all homes being sold in the ACT to carry an energy efficiency rating (EER). This enables owners and buyers to compare a home's passive energy performance characteristics with others for sale in the Territory.

In the ACT, established homes are assessed using 1st generation software, and can achieve **0 to 6 stars** in the rating scheme.

Houses with a higher EER are more cost and energy efficient, use less energy for heating and cooling, generate lower greenhouse gas emissions, and are more comfortable.

What information is taken into account when assessing my homes energy efficiency?

- Layout of the home
- Construction of its roof, walls, windows, and floor
- Wall, floor, and ceiling insulations
- Orientation of windows and shading of the sun's path and local breezes
- Influence of the local climate
- Air leakages

What information is not applicable when assessing my homes energy efficiency?

- Heating and cooling
- Hot water systems
- Lighting systems and appliances
- Solar panels

How can I improve my energy efficiency rating?

Your energy efficiency report will include a list of design options (unless it's already achieved the maximum rating of 6 stars). This will outline the improvements that can be made to gain additional points and increase the overall star rating of your home.

When I built my home, I was provided with a 10-star energy rating. Why has this decreased?


The ACT Government has two software systems in place to generate energy efficiency ratings:

1. Established homes: An on site assessment using 1st generation software. A maximum of 6 stars can be achieved.
2. Brand new homes: A computer based assessment using 2nd generation software. A maximum of 10 stars can be achieved.

If you hold an energy efficiency rating that exceeds 6 stars, it is a 2nd generation EER and would have been provided when your home was brand new.

When assessing a home's energy efficiency for the purpose of sale, property inspection companies are required to use 1st generation software, which will achieve a maximum of 6 stars.

FirstRate Report



YOUR HOUSE ENERGY RATING IS: ★★☆☆☆☆ **6 STARS**
in Climate: 24 **SCORE: 19 POINTS**

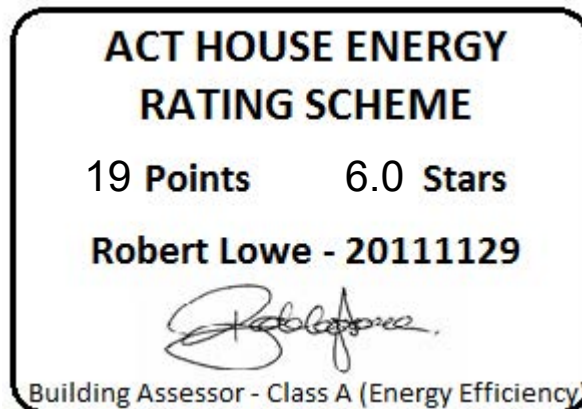
Name: McShane

Ref No: 68648

House Title: Block 14 Section 55 YARRALUMLA

Date: 13-04-2026

Address: 11 Drummond Row, Yarralumla ACT 2600



IMPROVING YOUR RATING

The table below shows the current rating of your house and its potential for improvement.

Star Rating	POOR			AVERAGE				GOOD			V. GOOD	
	0 Star	★	★★	★★★	★★★★	★★★★★	★★★★★★	★★★★★★★	★★★★★★★★	★★★★★★★★★		
Point Score	-71	-70	-46	-45	-26	-25	-11	-10	4	5	16	17
Current	19	<input type="text"/>										
Potential	22	<input type="text"/>										

Incorporating these design options will add the additional points required to achieve the potential rating shown in the table. Each point represents about a 1% change in energy efficiency. This list is only a guide to the range of options that could be used.

Design options

Additional points

Change curtain to

Heavy Drapes

3

ORIENTATION

Orientation is one of the key factors which influences energy efficiency. This dwelling will achieve different scores and star ratings for different orientations.

Current Rating	19	★★★★★★
-----------------------	-----------	---------------

Largest windows in the dwelling;

Direction : NNW

Area : 15 m²

The table below shows the total score for the dwelling when these windows face the direction indicated.

Note that obstructions overshadowing windows have been removed from all windows in these ratings to allow better comparisons to be made between orientations.

ORIENTATION	POINT SCORE	STAR RATING
1. North West	19	★★★★★★
2. North	20	★★★★★★
3. North East	18	★★★★★★
4. East	13	★★★★★☆
5. South East	10	★★★★★
6. South	9	★★★★★
7. South West	9	★★★★★
8. West	14	★★★★★☆

FirstRate Mode
Climate: 24

RATING SUMMARY for: Block 14 Section 55 YARRALUMLA, 11 Drummond Row, Yarralumla ACT 2600,

Assessor's Name:

Net Conditioned Floor Area: 258.0 m²

				Points		
Feature				Winter	Summer	Total
CEILING				13	0	13
Surface Area:	5	Insulation:	9			
WALL				2	-1	1
Surface Area:	-4	Insulation:	7	Mass:	-2	
FLOOR				13	-1	12
Surface Area:	-2	Insulation:	7	Mass:	7	
AIR LEAKAGE (Percentage of score shown for each element)				6	0	6
Fire Place	0 %	Vented Skylights	0 %			
Fixed Vents	0 %	Windows	49 %			
Exhaust Fans	0 %	Doors	0 %			
Down Lights	0 %	Gaps (around frames)	51 %			
DESIGN FEATURES				0	1	1
Cross Ventilation	1					
ROOF GLAZING				-1	-3	-3
Winter Gain	1	Winter Loss	-2			
WINDOWS				7	-13	-6
Window Direction	Area		Point Scores			
	m2	%NCFA	Winter* Loss	Winter Gain	Summer Gain	Total
N	3	1%	-1	3	-1	1
NNE	4	1%	-2	4	-1	1
NE	4	1%	-2	4	-1	1
ENE	9	4%	-5	6	-2	0
SSE	5	2%	-3	2	-1	-2
WSW	13	5%	-7	4	-4	-7
NNW	15	6%	-8	12	-4	0
Total	52	20%	-28	34	-13	-6

* Air movement over glazing can significantly increase winter heat losses. SEAV recommends heating/cooling duct outlets be positioned to avoid air movement across glass or use deflectors to direct air away from glass.

The contribution of heavyweight materials to the window score is 2 points

				Winter	Summer	Total
RATING	★ ★ ★ ★ ★ ★			39	-16	19*

* includes -4 points from Area Adjustment

Detailed House Data

House Details

ClientName McShane
HouseTitle Block 14 Section 55 YARRALUMLA
StreetAddress 11 Drummond Row, Yarralumla ACT 2600
FileCreated 13-04-2026

Climate Details

State
Town Canberra
Postcode 2600
Zone 24

Floor Details

ID	Construction	Sub Floor	Upper	Shared	Foil	Carpet	Ins RValue	Area
1	Concrete Slab on ground	No Subfloor	No	No	No	Tiles	R1.0	8.5m ²
2	Concrete Slab on ground	No Subfloor	No	No	No	Float Timb	R1.0	143.5m ²
3	Timber	NA	Yes	No	No	Tiles	R2.0	24.0m ²
4	Timber	NA	Yes	No	No	Carp	R2.0	93.0m ²
5	Timber	Enclosed	No	No	No	Carp	R2.5	11.0m ²

Wall Details

ID	Construction	Shared	Ins RValue	Length	Height
1	Brick Veneer	No	R2.4	59.0m	2.7m
2	Framed: FC Sheet Clad	No	R2.5	8.4m	2.7m
3	Framed: FC Sheet Clad	No	R4.5	52.1m	2.7m

Ceiling Details

ID	Construction	Shared	Foil	Ins RValue	Area
2	Attic - Low Ventilation	No	Yes	R5.3	163.0m ²

Window Details

ID	Dir	Height	Width	Utility	Glass	Frame	Curtain	Blind	Fixed & Adj Eave	Fixed Eave	Head to Eave
1	ENE	2.5m	1.5m	No	DG	ALIMPR	CW	No	0.0m	0.0m	0.0m
2	SSE	0.7m	2.0m	No	DG	ALIMPR	CW	No	0.0m	0.0m	0.0m
3	SSE	2.4m	0.7m	No	DG	ALIMPR	NC	No	0.0m	0.0m	0.0m
4	SSE	0.6m	0.6m	Yes	DG	ALIMPR	NC	No	0.0m	0.0m	0.0m
5	WSW	2.5m	4.2m	No	DG	ALIMPR	OW	No	2.0m	2.0m	0.4m
6	NNW	2.7m	1.3m	No	DG	ALIMPR	OW	No	0.0m	0.0m	0.0m
7	NNE	2.7m	1.3m	No	DG	ALIMPR	OW	No	0.0m	0.0m	0.0m
8	NE	2.7m	1.3m	No	DG	ALIMPR	OW	No	0.0m	0.0m	0.0m
9	ENE	2.7m	1.3m	No	DG	ALIMPR	OW	No	0.0m	0.0m	0.0m
10	NNW	2.5m	1.5m	No	DG	ALIMPR	NC	No	0.0m	0.0m	0.0m
11	N	1.5m	1.8m	No	DG	ALIMPR	HB	No	0.0m	0.0m	0.0m
12	NNW	0.7m	2.5m	No	DG	ALIMPR	CW	No	0.0m	0.0m	0.0m
13	ENE	1.8m	1.0m	No	DG	ALIMPR	CW	No	0.0m	0.0m	0.0m
14	SSE	0.7m	2.5m	No	DG	ALIMPR	CW	No	0.0m	0.0m	0.0m
15	WSW	2.1m	1.2m	No	DG	ALIMPR	CW	No	0.0m	0.0m	0.0m
16	NNW	1.8m	0.8m	No	DG	ALIMPR	CW	No	0.0m	0.0m	0.0m
17	NNW	1.8m	0.8m	No	DG	ALIMPR	CW	No	0.0m	0.0m	0.0m
18	NNW	2.3m	1.5m	No	DG	ALIMPR	NC	No	0.0m	0.0m	0.0m

Window Shading Details

<u>ID</u>	<u>Dir</u>	<u>Height</u>	<u>Width</u>	<u>Obst Height</u>	<u>Obst Dist</u>	<u>Obst Width</u>	<u>Obst Offset</u>	<u>LShape Left Fin</u>	<u>LShape Left Off</u>	<u>LShape Right Fin</u>	<u>LShape Right Off</u>
9	ENE	2.7m	1.3m	6.0m	2.0m	14.6m	-2.3m	0.0m	0.0m	2.0m	0.0m
10	NNW	2.5m	1.5m	0.0m	0.0m	0.0m	0.0m	2.7m	0.0m	2.7m	0.0m
18	NNW	2.3m	1.5m	0.0m	0.0m	0.0m	0.0m	1.2m	0.0m	2.7m	0.0m

Sky Light Details

<u>ID</u>	<u>Dir</u>	<u>Tilt</u>	<u>Type</u>	<u>Shade</u>	<u>Utility</u>	<u>Width</u>	<u>Length</u>
1	W	0 degrees	Double Clear	No	No	0.7m	1.8m
2	W	0 degrees	Double Clear	No	No	0.5m	0.5m
3	W	0 degrees	Double Clear	No	No	1.2m	1.2m
4	W	0 degrees	Double Clear	No	No	0.7m	0.7m

Zoning Details

Is there Cross Flow Ventilation ? Good

Air Leakage Details

Location Suburban
 Is there More than One Storey ? No
 Is the Entry open to the Living Area ? No
 Area of Heavyweight Mass 0m²
 Area of Lightweight Mass 0m²

	<u>Sealed</u>	<u>UnSealed</u>
Chimneys	0	0
Vents	0	0
Fans	0	0
Downlights	0	0
Skylights	0	0
Utility Doors	0	0
External Doors	0	0

Unflued Gas Heaters 0
 Percentage of Windows Sealed 0%
 Windows - Average Gap Small
 External Doors - Average Gap Small
 Gaps & Cracks Sealed No

Insurance Certificates & Tax Invoice



If a home was built before 1990 it may contain dangerous asbestos material

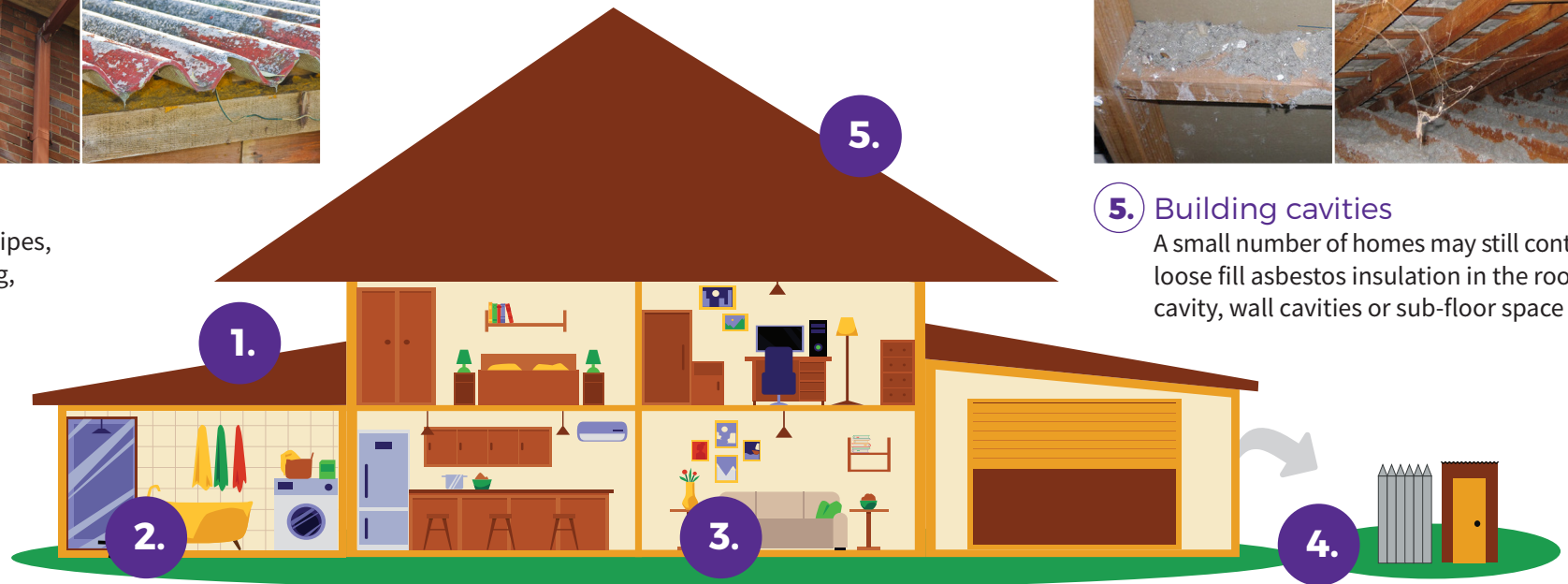
Identify where asbestos materials might be. Five common places are:



- 1.** Exterior
roof sheeting, gutters, downpipes,
ridge capping, eaves, cladding,
electrical switchboards



- 5.** Building cavities
A small number of homes may still contain
loose fill asbestos insulation in the roof
cavity, wall cavities or sub-floor space



- 2.** Wet areas - bathroom, laundry and kitchen
wall and ceiling panels, vinyl floor tiles, backing for wall tiles
and splashbacks, hot water pipe insulation



- 3.** Internal areas
wall and ceiling panels, carpet underlay,
textured panels, insulation in domestic
heaters



- 4.** Backyard
fences, sheds, garages, carports, dog kennels, buried or
dumped waste, letterboxes, swimming pools

If a home was built before 1990 it may contain dangerous asbestos material

Assess the risk

A licensed asbestos assessor can help identify asbestos in your home and its condition.

Asbestos materials become dangerous when:



Broken or in poor
condition



Damaged
accidentally



Disturbed during
renovation or repairs



Loose fill asbestos
insulation



Manage asbestos safely

- Monitor the condition of asbestos in your home
- Inform tradespeople of locations of asbestos in your home
- Avoid disturbing or damaging asbestos if working on your home
- Engage a licensed asbestos removalist to remove asbestos

If you suspect your home contains loose fill asbestos insulation, contact Access Canberra

TO WHOM THIS MAY CONCERN

9th March 2026

Certificate of Currency

Dear Sir or Madam,

We, the undersigned Insurance Brokers acting on behalf of the Insured, hereby certify that the following described insurance is in force at this date.

TYPE OF INSURANCE: Professional Indemnity Insurance

INSURED: ACT Property Inspections Pty Ltd.

ADDRESS OF INSURED: Unit 1/33 Atree Court, Phillip ACT 2606, Australia.

POLICY NUMBER: B0507OE2600060

PERIOD: From: 30th March 2026 to: 30th March 2027
At 4pm Local Standard Time at the Principal Address of the Insured.

LIMIT OF LIABILITY: AUD 5,000,000 in the annual aggregate inclusive of costs and expenses plus one reinstatement.

INSURERS: 100% Lloyd's of London

This letter is provided as a matter of information only and confers no rights on the holder. Our duties in relation to this insurance are to our client and we accept no duty of care or responsibility to you or any other third party and any liability to you or a third party is excluded. This letter does not amend, extend, or alter the coverage afforded by the policy, nor does it purport to set out all of the policy terms, conditions and exclusions. The policy terms, conditions, limits, and exclusions may alter after the date of this document or the insurance may terminate or be cancelled, and the limits shown may be reduced to pay claims. We have no obligation to advise you of any changes which may be made to the policy or to advise you of their cancellation or termination.

Issued on behalf of Price Forbes & Partners



Adam Power
Executive Director



**ACT
PROPERTY
INSPECTIONS**

TAX INVOICE

Samantha Jayde McShane & Lachlan Philip McShane
11 Drummond Row
YARRALUMLA ACT 2600
AUSTRALIA

Invoice Date
10 Apr 2026

Invoice Number
INV-68648

ACT Property Inspections
(02) 6232 4540
Unit 1, 33 Altree Ct
PHILLIP ACT 2606
ABN: 33 600 397 466

Description	Quantity	Unit Price	GST	Amount AUD
ACTPLA Fees - No GST	1.00	186.70	GST Free	186.70
Property Report	1.00	1,475.73	10%	1,475.73
Energy Efficiency Report (Complimentary)	1.00	0.00		0.00
Deferred Payment (Complimentary)	1.00	0.00		0.00
			Subtotal	1,662.43
			TOTAL GST 10%	147.57
			TOTAL AUD	1,810.00

Due Date: 7 Oct 2026

Payment terms – Deferred payment account. This account should be paid in full within 14 days on the earlier of:

- (a) Settlement of the property
- (b) If the Property has not been listed for sale within 3 months of the Property Inspection Date
- (c) If the property is no longer listed for sale
- (d) 180 days after the Property Inspection Date

Please pay within the payment terms to avoid the Deferred Payment Fee. Note: all bank/legal fees incurred in obtaining payment will be the customer's responsibility

Payment Options

Pexa : please quote the invoice number as the reference

Direct Deposit : BSB: 012084 Account Number: 194679655

Account Name: ACT Property Inspections Pty Ltd

Please reference your name and invoice number

Cheques : please make payable to ACT Property Inspections Pty Ltd

[View and pay online now](#)